

# Meter Socket / Enclosure Combination Cabinets

## CT Rated



U122013 (closed)



U122013 (open)

### Application

- Removable test switch perch included
- Includes provisions to install model 6019/6067 CT mounts
- Receive ANSI C12.10 watt-hour meters
- Overhead and/or underground feed (see chart)
- Surface mount

### Construction

- Ring type
- NEMA Type 3R
- ANSI 61 gray E-coat finish
- Aluminum snap ring included



### Standards

- UL 414 Listed
- ANSI C12.7
- EUSERC 313
- EUSERC 314

| Part/UPC Number | Catalog Number | Amp Rating | Jaws | Service Type | Access | Connections |           |           |
|-----------------|----------------|------------|------|--------------|--------|-------------|-----------|-----------|
|                 |                |            |      |              |        | Line        | Load      | Neutral   |
| 78205150030     | 121814         | 20         | 4    | 1Ø           | OH/UG  | #14 - #10   | #14 - #10 | #14 - #10 |
| 78205150040     | 121815         | 20         | 5    | 1Ø           | OH/UG  | #14 - #10   | #14 - #10 | #14 - #10 |
| 78205150020     | 121816         | 20         | 6    | 1Ø           | OH/UG  | #14 - #10   | #14 - #10 | #14 - #10 |
| 78205150050     | 121818         | 20         | 8    | 1Ø           | OH/UG  | #14 - #10   | #14 - #10 | #14 - #10 |
| 78205150080     | 122013         | 20         | 13   | 3Ø           | OH/UG  | #14 - #10   | #14 - #10 | #14 - #10 |
| 78205122735     | 122015         | 20         | 15   | 3Ø           | OH/UG  | #14 - #10   | #14 - #10 | #14 - #10 |
| 78205150090     | 122018         | 20         | 8    | 1Ø or 3Ø     | OH/UG  | #14 - #10   | #14 - #10 | #14 - #10 |
| 78205149000     | U121814 *      | 20         | 4    | 1Ø           | UG     | #14 - #10   | #14 - #10 | #14 - #10 |
| 78205149010     | U121815 *      | 20         | 5    | 1Ø           | UG     | #14 - #10   | #14 - #10 | #14 - #10 |
| 78205149020     | U121816 *      | 20         | 6    | 1Ø           | UG     | #14 - #10   | #14 - #10 | #14 - #10 |
| 78205149030     | U121818 *      | 20         | 8    | 1Ø or 3Ø     | UG     | #14 - #10   | #14 - #10 | #14 - #10 |
| 78205149040     | U122013 *      | 20         | 13   | 3Ø           | UG     | #14 - #10   | #14 - #10 | #14 - #10 |
| 78205149045     | U122015 *      | 20         | 15   | 3Ø           | UG     | #14 - #10   | #14 - #10 | #14 - #10 |
| 78205149050     | U122018 *      | 20         | 8    | 1Ø or 3Ø     | UG     | #14 - #10   | #14 - #10 | #14 - #10 |

| Part/UPC Number | Catalog Number | Overall Dimensions |       |       | L Dimension                        | Top Provision | Knockout Layout |
|-----------------|----------------|--------------------|-------|-------|------------------------------------|---------------|-----------------|
|                 |                | Height             | Width | Depth |                                    |               |                 |
| 78205150030     | 121814         | 42"                | 24"   | 11"   | 15 <sup>11</sup> / <sub>16</sub> " | H Hub         | Fig. 1          |
| 78205150040     | 121815         | 42"                | 24"   | 11"   | 15 <sup>11</sup> / <sub>16</sub> " | H Hub         | Fig. 1          |
| 78205150020     | 121816         | 42"                | 24"   | 11"   | 15 <sup>11</sup> / <sub>16</sub> " | H Hub         | Fig. 1          |
| 78205150050     | 121818         | 42"                | 24"   | 11"   | 15 <sup>11</sup> / <sub>16</sub> " | H Hub         | Fig. 1          |
| 78205150080     | 122013         | 42"                | 36"   | 11"   | 15 <sup>11</sup> / <sub>16</sub> " | H Hub         | Fig. 2          |
| 78205122735     | 122015         | 42"                | 36"   | 11"   | 15 <sup>11</sup> / <sub>16</sub> " | H Hub         | Fig. 2          |
| 78205150090     | 122018         | 42"                | 36"   | 11"   | 15 <sup>11</sup> / <sub>16</sub> " | H Hub         | Fig. 2          |
| 78205149000     | U121814 *      | 52"                | 24"   | 11"   | 25 <sup>11</sup> / <sub>16</sub> " | None          | Fig. 1          |
| 78205149010     | U121815 *      | 52"                | 24"   | 11"   | 25 <sup>11</sup> / <sub>16</sub> " | None          | Fig. 1          |
| 78205149020     | U121816 *      | 52"                | 24"   | 11"   | 25 <sup>11</sup> / <sub>16</sub> " | None          | Fig. 1          |
| 78205149030     | U121818 *      | 52"                | 24"   | 11"   | 25 <sup>11</sup> / <sub>16</sub> " | None          | Fig. 1          |
| 78205149040     | U122013 *      | 52"                | 36"   | 11"   | 25 <sup>11</sup> / <sub>16</sub> " | None          | Fig. 2          |
| 78205149045     | U122015 *      | 52"                | 36"   | 11"   | 25 <sup>11</sup> / <sub>16</sub> " | None          | Fig. 2          |
| 78205149050     | U122018 *      | 52"                | 36"   | 11"   | 25 <sup>11</sup> / <sub>16</sub> " | None          | Fig. 2          |

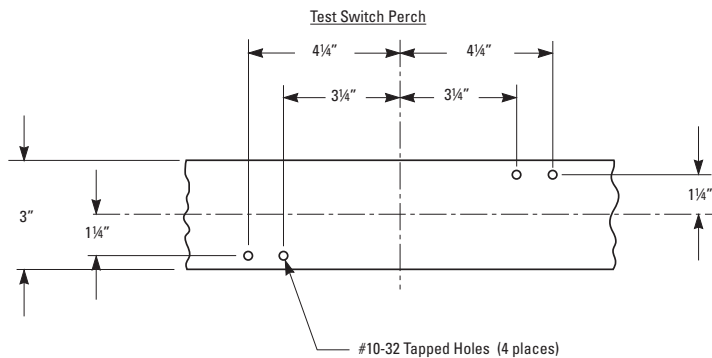
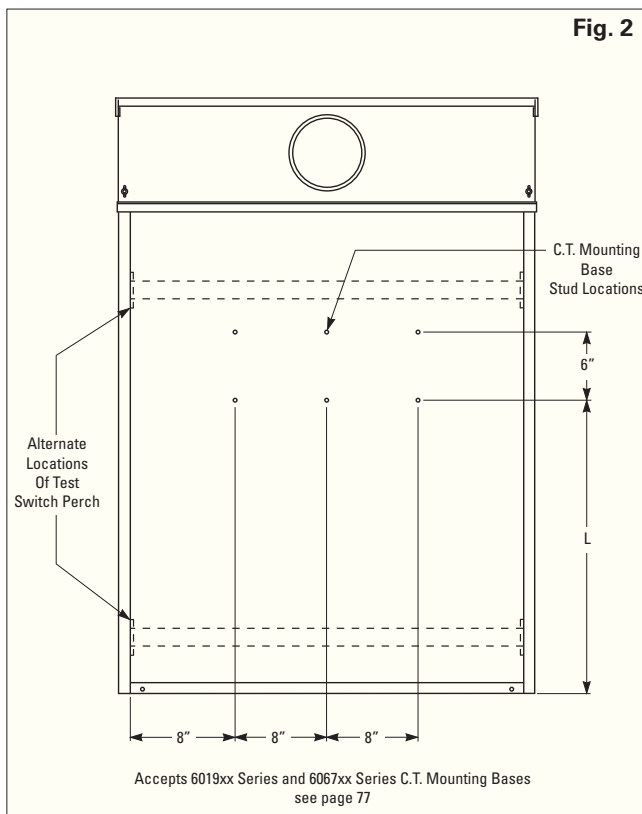
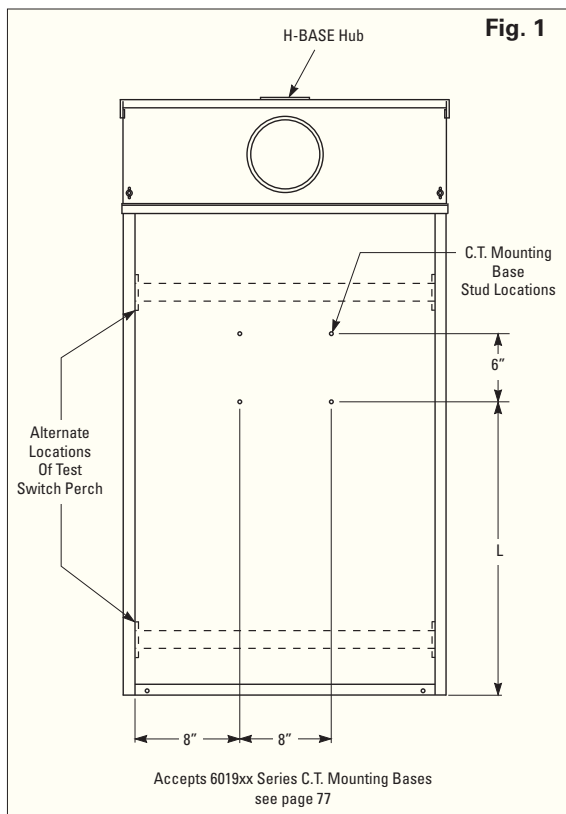
\* Items beginning with "U" comply with EUSERC 314, all other items comply with EUSERC 313.

CT Metering

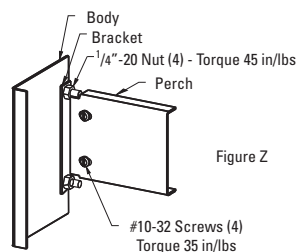
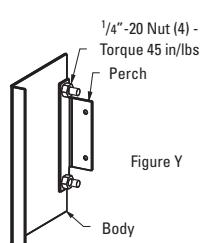
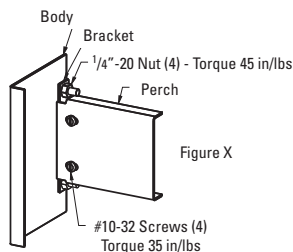
# Meter Socket / Enclosure Combination Cabinets

| Style #    | Suffixes             |
|------------|----------------------|
| (U) 121814 | SS - Stainless Steel |
| (U) 121815 |                      |
| (U) 121816 |                      |
| (U) 121818 |                      |
| (U) 122013 |                      |
| (U) 122015 |                      |
| (U) 122018 |                      |

CT Rated



### Test Switch Perch Instructions



This enclosure is assembled with the test switch installed at a factory offset distance from the cover (see Figure 1). If a greater offset is desired, follow these instructions:

1. Loosen and remove the screws holding the perch to the bracket, remove the perch. Loosen and remove the nuts on the bracket studs. (See Figure X)
2. Remove and rotate the brackets 180 degrees and relocate back onto bracket studs. (See Figure Y) Then fasten the nuts back on the bracket studs and torque them to 45 in/lbs.
3. Place the perch on the brackets and fasten with the screws, and torque screws to 35 in/lbs. (See Figure Z)

Data subject to change without notice. Consult local utility for area acceptance. All dimensions are in inches.