



emersonelement

Love Your Skin

Insights and Strategies
for Difficult
Skin Conditions

**Seasonal
Allergies**

Alleviating Symptoms

**Food
Introduction**

and Children's Allergies

**Inflammatory
Skin Conditions**

An Interview with Holistic
Dermatologist Dr. Alan Dattner, MD



Nothing But Pure



PureGenomics® is a platform combining educational tools, protocols and core products with our dynamic, practitioner-exclusive website application designed to help identify common genetic variations known as Single Nucleotide Polymorphisms (SNPs) that are clinically relevant and nutritionally actionable. This unique platform makes it easy to **TEST, TRANSLATE** and **TARGET** SNPs with the right nutritional support, empowering practitioners with precision and confidence in the pursuit of optimal health for every patient.*

Learn more at www.PureGenomics.com

The information contained herein is for informational purposes only and does not establish a doctor-patient relationship. Please be sure to consult your physician before taking this or any other product. Consult your physician for any health problems.

*These statements have not been evaluated by the Food and Drug Administration. These products are not intended to diagnose, treat, cure, or prevent any disease.



©2017 Pure Encapsulations, Inc. All Rights Reserved

emersonelement

AN EMERSON ECOLOGICS PUBLICATION • ISSUE #3 2017



6

FEATURE ARTICLE

Love Your Skin

Insights and Strategies for Difficult Skin Conditions

COLUMNS

12 Foundations

Food Introduction and Children's Allergies

An update on children's early exposure to food and what it means for your practice

16 Hot Topics

New Insights on Inflammatory Skin Conditions

An interview with holistic dermatologist Dr. Alan Dattner, MD

20 Everyday Practice

Seasonal Allergies

Managing allergies and understanding histamine metabolism

26 Practice Success

Build Your Dream Practice from Anywhere!

Download or stream practice-building videos

32 Research Update

by Alan Gaby, MD

36 Product Showcase

38 Ingredient Spotlight

Nettle: How It Helps Reduce Allergy Symptoms



12



38



26



Tina Beaudoin, ND
Senior Medical Educator

Welcome to the June issue of the Element! Immune balance and skin health are the clinical topics featured in this issue, timed to give you some additional resources in your tool bags as pollen counts rise and we start wearing shorts and short sleeves again.

In our feature article by Lisa Murray, RDN, LD, you will get a bird's-eye clinical view of common skin complaints as well as learn some new tidbits, including how microscopic arachnids make up part of our fascial epidermal ecosystem. Oh my! Dr. Jaclyn Chasse wrote an interesting article discussing the change in recommendations around what age to start introducing food to children and how perhaps later is not better anymore if you're hoping to avoid/reduce food allergies.

Switching gears to seasonal allergies, be sure to check out the common side effects of the most popular OTC drugs as well as the gentler interventions that also work at giving patients effective hay fever relief. Lastly, for all you mechanism of action geeks (me too), don't miss Dr. Meredith Murray's spotlight on *Urtica dioica*!

I want to close with a big "thank you!" for being an integrative practitioner and all that you do!

Warm regards,

Tina Beaudoin, ND

CONTRIBUTORS



Jaclyn Chasse, ND

Dr. Jaclyn Chasse is a naturopathic physician and the VP of Scientific and Regulatory Affairs for Emerson Ecologics. She proudly serves as the President of the AANP and thinks everyone needs a good probiotic!



Tina Beaudoin, ND

Dr. Tina Beaudoin is a licensed naturopathic doctor and Senior Medical Educator with Emerson Ecologics. She enjoys seeing patients in her private practice in Manchester, NH and has been serving as the President of the New Hampshire Association of Naturopathic Doctors since 2012.



Meredith Murray, ND

Dr. Meredith Murray is a practicing naturopathic doctor and the newest member of the Medical Education team at Emerson Ecologics. She sees patients in New Hampshire, focusing on digestive disorders.



Alan Gaby, MD

Dr. Alan Gaby is internationally recognized as an expert in nutritional therapies. He is the author of the textbook *Nutritional Medicine*.



Lisa Murray, RDN, LD

Lisa is a Licensed Dietitian/Nutritionist and Medical Educator for Emerson Ecologics. Herbalist, nutrition counselor, writer and educator, Lisa's passion is teaching others how to integrate botanicals and nutrition supplements into a healthy diet and lifestyle, for optimal health and healing.



Alan Dattner, MD

Dr. Alan Dattner's Holistic Dermatology and Integrative Medicine offices are located in Manhattan and New Rochelle, New York.

FDA STATEMENT

The information provided in this publication is the opinion of the authors based upon the latest evidence available. We hope that this issue provides health care practitioners with useful information to apply in their clinical practices. As with all scientific information on dietary supplements, the statements made within this issue are not reviewed, verified or approved by the FDA.

*These statements have not been evaluated by the Food and Drug Administration. These products are not intended to diagnose, treat, cure or prevent any disease.

Love Your Skin

Insights and Strategies for Difficult Skin Conditions

By Lisa Murray, RDN, LD

Eczema, psoriasis and rosacea are common skin conditions, yet very difficult (and at times impossible) to resolve. The problem lies in the fact that sometimes we just cannot discover and/or eradicate the root problem. Also, the longer those changes within the skin have persisted, the more difficult they are to normalize. For decades, we have known about the role of toxins, both endogenous and exogenous, in the development of these skin disorders and research on genetic factors is providing new insight. Food allergies, and even just poor digestion, play a significant role in many cases. The use of food enzymes and in some cases, the addition of HCL, have resulted in improvement where diet changes have made little difference. The role of the liver, in helping detoxify or remove offending substances, is also an important component of treatment. My own personal clinical observation of the conventional medical approach of using immune suppressing steroid creams usually only forces the body to seek out and find a new area to use as its "toxin elimination field" (kind of like a leach field, pardon the analogy), whereby these toxins irritate the skin and alert the immune system to begin its cascade there as well. In the case of eczema, we call this the "atopic march", which may often include the onset of allergic rhinitis, using the nasal membranes and mucus as elimination vehicles.

The Immune System Component

Skin provides protection from foreign invaders in several ways. Apart from the physical barrier, there are specialized cells of the immune system throughout the layers of the skin. The chain reaction of events triggered by whatever the skin decides is a foreign invader causes alterations in the structure and function of the layers of the skin. The protective function of the epidermis is partially lost and as it opens to release its burden from the inside out, it becomes vulnerable to penetration of harmful substances and organisms from the outside in. This can additionally lead to irritation or infection from the penetration of many things that would normally be kept out by intact skin and the immune cascade continues.

Eczema (Atopic Dermatitis)

Eczema, also known as atopic dermatitis (AD), occurs when "foreign" substances on or in the skin cause an "allergic" immune response. We know it to be an allergic response because blood testing will normally show increased levels of IgE antibodies as well as certain white blood cells. Detailed examination of the skin, as well as other indirect tests, show that the immune system is highly active in all forms of eczema. These features indicate that eczema is not only something that goes on within the layers of the skin, but is part of a systemic process of immune system activity. Patients with AD have higher rates of allergies than the general population and AD is highly associated with allergic rhinitis. The triggers for eczema can be endogenous from food or inhaled allergens or exogenous from contact with an irritant or allergen. Patients with atopic dermatitis often have sensitization against a variety of environmental allergens. AD is a complex condition with a strong genetic component and the relationship between allergy

being a cause and/or an exacerbating factor of AD is still debated. A strong association with the mutation of the filaggrin gene has raised recent interest in the role of skin barrier impairment in the development of AD. Filaggrin (filament aggregating protein) is a filament-associated protein that binds to keratin fibers in epithelial cells. Research has reported two common European mutations to the filaggrin gene that predispose to eczema and secondary allergic diseases.¹

Exposure to microbes can play a role in the development of eczema because bacteria or yeast can be allergens or irritants. A 2013 study at the University of Michigan² discovered that a toxin, a molecule called delta toxin produced by the bacteria *Staphylococcus aureus*, causes the skin to react producing an eczema-like rash. But other strains of staph that did not carry the gene for delta toxin did not produce the rash. As we know, staph is a common bacteria on human skin and occasionally causes infection, but this leads us to wonder: How many different types of normal skin bacteria can produce toxins to which some people will react?

In AD there are two phases to the immune response: acute and chronic. The first phase is a type 1 hypersensitivity response, characterized by elevated levels of IgE antibodies. The IgE antibodies bind to mast cells in the skin, resulting in degranulation and secretion of histamine, leukotrienes and prostaglandins. The resulting vasodilation and increased permeability lead to inflammation of the skin in the affected area. That is the acute stage. But then there is a second stage. A review article published in *Current Opinion in Allergy and Clinical Immunology*, 2004³ states:

"The initial phase with acute lesions is predominated by T helper cell type 2 (Th2) cytokines followed by a second Th1-dominated phase that is associated with eczematous chronic atopic dermatitis lesions. In this regard, atopic dermatitis is different from other forms of acute allergic manifestations, as it exhibits a mixture of type I and type IV-like hypersensitivity reactions."

Th1-type cytokines tend to produce the proinflammatory responses responsible for perpetuating autoimmune responses, so immune system modulation as well as inflammation modulation must be part of treatment, not just removal of allergens.

Psoriasis

Psoriasis is an inflammatory skin disorder with excessive hyperproliferation of skin cells. The skin cells accumulate faster than they can be shed, resulting in patches of red thickened skin, covered with silvery scales. Immune dysregulation plays a central role and many factors that affect the immune system such as stress, medications, allergies, illness, infection and inadequate nutrition also affect the onset or severity of psoriasis symptoms. Psoriasis has various triggers but most well known is skin injury or trauma. People with psoriasis often develop it after an assault to the skin—as simple as a scratch, an irritation, a sunburn or repeated pressure. Psoriasis is basically an immune response targeted to a localized area. It seems like the body keeps trying to repair the skin by continuing to create new cells, layer upon layer. Long considered an autoimmune disorder, one in which the

facial skin, exposure to the weather and damage by wind or sun is implicated in its genesis. Many believe that rosacea may be a vascular disorder because of its association with flushing, redness and visible blood vessels. Rosacea has been linked to low stomach acid and infection by *H. pylori*, but recent studies have shown that *H. pylori* was no more common in patients with rosacea than in those without. Still, rosacea often improves with antibiotic therapy. A more recent finding is that people suffering from rosacea tend to have more Demodex mites on their face. Instead of 1 or 2 per square centimetre of skin, the number rises to 10 to 20. What are demodex? These are microscopic arachnids that are part of our facial epidermal ecosystem. Everyone has them and attempts to eradicate them completely do fail, because we pass them to each other. Demodex are thought to consume sebum and increases in sebum production may cause a population boom which causes irritation in the face. Why?

"Consuming avocados, flax seed oil and a wide variety of seeds and nuts daily along with more fish are often new concepts to many patients as well as an important part of treatment for inflammatory skin disorders."



body is attacking its own tissues, autoantigen triggers have been unknown until recently. Research findings indicate that our body's own antimicrobial peptides can trigger psoriasis. While they play a key role in protecting injured skin and providing an important defense against harmful bacteria, research has found that the antimicrobial peptide, LL37, can be an autoantigen. According to findings, LL37 triggers an immune cell response in at least 46% of people with psoriasis—and up to 75% of those with moderate-to-severe disease.⁴ While antimicrobial peptides are proinflammatory, their expression is modulated by vitamin D.⁵ This well explains why psoriasis improves when exposed to sunlight and why UV light therapy is an effective method of treatment. Adequate vitamin D supplementation may produce similar results, especially as part of a protocol to support healthy immune response.

Rosacea

Rosacea is a common skin condition that causes redness and visible blood vessels in your face and may also produce small red bumps. Characterized by inflammation of blood vessels, redness, histological changes and vascular degeneration of the

Because when a mite dies, they release bacteria and toxins which can cause irritation and inflammation.⁶ Again, another reason why antibiotic therapy reduces the symptoms of rosacea. While there are many theories, the underlying causes of rosacea have yet to be scientifically proven.

The Inflammation Component

Eczema, psoriasis and rosacea are all inflammatory conditions. Natural therapeutic foundations for treating inflammatory skin conditions are largely the same as for any inflammatory condition. Choosing interventions, which will help modulate both the immune component and the inflammation component, reduces inappropriate hyperactivity while allowing for normal responses. From both research and clinical outcomes, adequate intake of essential fatty acids and their proper balance is important. Omega-6 PUFAs have a particular role in the structural integrity and barrier function of the skin. Research on the clinical application of essential fatty acid supplements for eczema have had mixed results. Some people respond better to omega-6 fatty

acids like linoleic acid from sunflower, flax or evening primrose oil, while others may respond well to fish oil.⁷ Like always, it really comes down to each person's diet; what they're eating and not eating and how they metabolize their nutrients.

In any case, a practitioner can't go wrong by taking the wholistic approach of recommending an anti-inflammatory diet: reducing/eliminating pro-inflammatory foods while increasing overall intake of EFA from a wide variety of healthy fats. Consider liberal use of olive oil on vegetables and salads and for sautéing; while avocado and coconut oils are excellent for higher heat cooking. Consuming avocados, flax seed oil and a wide variety of seeds and nuts daily along with more fish are often new concepts to many patients as well as an important part of treatment for inflammatory skin disorders. Turmeric or curcumin can provide important underlying inflammation modulation, while reishi mushroom can help provide immune system modulation.⁸

Basic Nutrient Needs of the Skin

The nutritional needs of healing skin need to be supported during any treatment process for optimal results. Vitamin C is necessary for the proper development of collagen and skin tissue. Zinc is antimicrobial and antioxidant, supporting the immune system within the skin, controlling inflammation and regulating cell production and turnover. With up to six times more of the mineral in the top epidermis layer of your skin than is found in the lower layers, zinc is critical for healthy skin, but deficiency is common around the globe. Zinc plays a role in DNA synthesis, cell division, protein synthesis and in promoting the proper structure of proteins and cell membranes. Zinc-dependent enzymes are involved in the conversion of essential fatty acids to anti-inflammatory prostaglandins. It's also necessary to produce gastric HCL. Vitamin A influences the physiology of the skin by promoting epidermal differentiation and modulating dermal growth factors. Vitamin E is an important antioxidant in the skin and anti-inflammatory as well. Vitamin E interferes in inflammation signaling, preventing inflammatory damage by decreasing inflammatory prostaglandin synthesis, interleukin production and the induction of cyclooxygenase-2 (COX-2).⁹ Vitamin A and E seem to work better in tandem than either one alone¹⁰, suggesting an important synergy that allows vitamin A to be more effective at lower doses. And finally, we come to vitamin D. Keratinocytes, the primary cell type in the epidermis, possess the enzymes needed to convert vitamin D to its active form: 1,25-dihydroxyvitamin D3, which functions locally to regulate the epidermal proliferation and differentiation.¹¹ Also, the active form of vitamin D functions as a steroid hormone, which decreases inflammation as well as modulates the immune response.

One Success Story

Many years ago, I worked with a patient in her early 40s who complained of severe scalp psoriasis which she said started at about age 14, so she had the condition for about 30 years. Somewhat better in the summer and terribly bad in the winter

(she always lived in a cold northern climate), she had generally very dry skin and follicular hyperkeratosis—signs of nutritional deficiencies of essential fatty acids, vitamin A, vitamin E and B-complex vitamins. Over the years prior, she tried whatever types of elimination diets that were reported to help. She eliminated meat, nightshade vegetables, dairy, gluten and grains for months at a time with no change to her condition. I recommended a repletion regimen of vitamin D, vitamin A, vitamin C, fish oil (or cod liver oil), a robust multivitamin with plenty of zinc, vitamin E and B-vitamins, along with a reishi mushroom formula.

I asked her to make five dietary changes: 1.) to eat fish at least four times a week, 2.) consume both cooked and raw greens every day, in addition to her usual lunch and dinner vegetables, 3.) consume a quarter cup of nuts and seeds daily, 4.) use only olive oil for cooking and salads, 5.) eliminate sugar. Her psoriasis and other skin problems gradually improved and within a year, she was psoriasis free.



Chemical Reactivity

However, her psoriasis came back. Away from home, she purchased some hair products at a drugstore, which irritated her scalp and triggered her psoriasis. She then realized that the drugstore shampoo she used as a teenager as well as many other chemicals in her hair products over the years could have been contributing to her condition all along. The reason I remember this so clearly is because we often overlook the obvious: everyday chemicals present in our bath, skin, hair and body "care" products and in dish and laundry detergents are irritants that commonly cause skin reactions! Some of these chemicals are extremely toxic and it's no wonder why our skin would rebel. The immune response, after all, is there to protect us from "bad stuff"! We all have differing genetic programming when it comes to chemical and toxin tolerance or reactivity, but nutrient deficiencies can predispose individuals to poor barrier integrity. Ensuring that your patients change to all natural skin care products is an easy and in my opinion, most important first step to: 1.) remove offending

PERQUE Potent C Guard Powder™ Now in New Single Serving “PAQUETS!”

Powerful personalized antioxidant protection in convenient “to go” wallet*



Product Code: P25006

- Top selling buffered l-ascorbate Vitamin C powder
- pH balanced, vegetarian, allergen-free
- Fast acting and sustained antioxidant potency*
- Alkalinizing minerals deliver enhanced cellular absorption and tissue action*
- Effervescent and great tasting formulation without irritating digestive side effects*
- Nitrogen flushed and sealed in individual serving size paquets
- Promotes immune system health*



Brand and/or manufacturer meets Emerson Quality Program™ Gold Partner Standards.
www.emersonecologics.com

PERQUE

CALL for your FREE SAMPLE 800-654-4432

*These statements have not been evaluated by the Food and Drug Administration. This product is not intended to diagnose, treat, cure, or prevent any disease.

FEATURE ARTICLE continued from page 9

irritants and 2.) support the process of healing. Liquid body soaps and shampoos that contain only gentle natural ingredients are usually less irritating to sensitive skin and reduce toxin and allergen exposure for a majority of people.

The Integrative Approach Works

The nutritional foundations integrative practitioners offer to patients will usually greatly improve and often eliminate their skin problems. Many patients (and practitioners!) compliant with integrative natural treatment for a completely different health issue may often find their skin issues resolve over time as well.

Here are the basics:

1. Identification and avoidance of known, suspected or potential allergens
2. Ongoing detoxification and liver support
3. Improving both diet and digestion
4. Repletion of nutrient deficiencies integral to healthy skin
5. The use of supplements which calm and support healthy, normalized inflammation and immune responses
6. Changing to all natural hair, skin and household cleaning products to reduce chemical irritants
7. Stress reduction and hormonal balance

It's important that patients understand that whether it takes six months or five years, staying the course with diet and lifestyle changes and continued focus on improving their overall health will eventually lead to success!

1. Sandilands A, Smith F, Irvine A, Irwin W. Filaggrin's Fuller Figure: A Glimpse into the Genetic Architecture of Atopic Dermatitis. *J Invest Dermatol* June 2007 Vol 127, Issue 6, Pages 1282–1284.
2. Yuumi Nakamura et al. Staphylococcus δ -toxin induces allergic skin disease by activating mast cells. *Nature* 503, 397–401 (21 Nov 2013) doi:10.1038/nature12655. Published online 30 October 2013.
3. Mittermann I; Aichberger K; Bänder B; Mothes N; Renz H; Valenta R. Autoimmunity and Atopic Dermatitis *Curr Opin Allergy Clin Immunol*. 2004;4(5).
4. Lande R et al. The antimicrobial peptide LL37 is a T-cell autoantigen in psoriasis. *Nat Commun*. 2014 Dec 3;5:5621. doi: 10.1038/ncomms6621.
5. Peric M, et al. Vitamin D analogs differentially control antimicrobial peptide/alarmin* expression in psoriasis. *PLoS One*. 2009 Jul 22;4(7):e6340. doi: 10.1371/journal.pone.0006340.
6. <http://www.bbc.com/earth/story/20150508-these-mites-live-on-your-face>
7. Gaby, Allen. Part 10-Dermatology In: *Nutritional Medicine*. Concord, NH: Fritz Perlberg Publishing; 2011
8. Lull C, Wichers H, Huub F, Savelkoul J. Antiinflammatory and Immunomodulating Properties of Fungal Metabolites. *Mediators Inflamm*. 2005 Jun 9; 2005(2): 63–80. doi: 10.1155/MI.2005.63
9. Linus Pauling Institute: Vitamin E and Skin Health. <http://lpi.oregonstate.edu/mic/health-disease/skin-health/vitamin-E>
10. Gaby, Allen. Part 10-Dermatology In: *Nutritional Medicine*. Concord, NH: Fritz Perlberg Publishing; 2011
11. Linus Pauling Institute: Vitamin D and Skin Health. <http://lpi.oregonstate.edu/mic/health-disease/skin-health/vitamin-D>

Minor Burns, Cuts or Scrapes?

Help your patients the natural way with Boiron Calendula.



Calendula Cream is ideal for use on dry or chafed skin.*

Calendula Gel is best for use on insect bites or razor burn.*

Calendula Ointment promotes healing by moisturizing the irritation.*



World Leader in Homeopathic Medicines

*These “Uses” have not been evaluated by the Food and Drug Administration.



Food Introduction and Children's Allergies

by Jaclyn Chasse, ND

If your practice includes any children, you have probably heard parents' questions about when and how to introduce food to their infant and how their decision impacts the child's potential for food allergies. Their concern is not unfounded. Over the last decade, the incidence of food allergy in children has increased from 1% to 10% worldwide.¹ In the US, the prevalence of food allergy is reported to have increased by 18% between 1993 and 2006.² With the rise in allergies and atopic illness (eczema, allergies and asthma) in children, parents naturally want to do whatever they can to lessen the risk that these conditions will affect their children.

Over the last decade, recommendations have shifted away from delayed food introduction based upon newly published research. In the past, most pediatric groups and experts, across integrative and conventional medicine, recommended delaying foods such as cow's milk until age 1, eggs until 2 years, and peanuts and seafood until age 3. It was believed that early exposure to potentially allergenic foods in the intestines could cause sensitization for the child and leave them at an increased risk of allergy.³ At the time, it was believed, more theoretically, that because the infant's gut mucosal barrier was immature, that the early introduction of foods could trigger sensitivities. Interestingly, a similar theory was applied to topical allergens as well as inhaled allergens, although outside the scope of this article. 2012 World Health Organization

recommendations proposed exclusive breastfeeding for the first six months in order to prevent allergic diseases in children.⁴

This perspective has begun to shift, and now the leading thoughts are that early exposure may actually improve tolerance to the proteins through regulatory T-cell pathways.⁵ Part of this concern arose because although the above recommendations were enacted (delayed food introduction), there was still an increase in incidence of food allergy and allergic disease in children. (Note: There can obviously be several other factors which come into play in this observed trend, including quality of food, co-administration of gut-harming pesticides in foods, the role of intestinal flora in immune tolerance and early exposures to compounds which can harm this flora balance, among many others.) That being said, the emerging evidence seems to suggest that earlier exposure can be beneficial, as it stimulates early immune tolerance mechanisms in the mucosal surface of the infant's gut.

Research from Scandinavian countries show that early consumption of fish was associated with lower incidence of allergies in children. In studies in Norway and Sweden, lower levels of eczema and asthma were reported in both high-risk and low-risk children given fish before 9 months of age compared to children where introduction was delayed beyond 1 year. It was also observed in these studies that the greater the dose and

the earlier that fish was introduced into the diet, the greater the protection observed.^{6,7} This could be related to early exposure to fish protein allergens and could also be related to positive impacts of exposure to polyunsaturated fatty acids in fish early on. Further research would be required to discern between the nutritional benefit and the immunological tolerance benefit.

Peanut allergies can be a particularly scary allergen, as the reaction is often anaphylactic and can be triggered even by airborne exposure. An interesting study published in the *Journal of Allergy and Clinical Immunology* shared the report that Jewish children in the UK had a 10-fold higher prevalence of peanut allergy than Jewish children raised in Israel. There were no differences in the cohorts in regards to genetics, social class, atopy or the peanut allergenicity—the differences were attributed to the fact that children in Israel are exposed to peanuts from an early age, whereas in the UK, typical delayed introduction was applied.⁸

These reactions may be dependent on the type of food. A new review published in *Acta Paediatrica* this February by Mermiri et al summarized data that showed that early exposure (after 3 months) to allergenic foods in previously breastfed infants (compared to infants exclusively breastfed through 6 months) had a lower overall incidence of food allergies with eggs and peanuts, but not with cow's milk, white fish, sesame seeds and wheat.⁹ Additionally, the same review commented that data shows that diversity of complementary foods in the first year of life can reduce the risk of atopic dermatitis while less food diversity during the first year of life might be linked to a higher risk of developing asthma and allergies in childhood.



The Why Behind Early Exposure and Immune Tolerance

Unfortunately, we don't have good human studies to support a full understanding of the immune process surrounding early exposure to foods and immune tolerance. Much of the data to date is coming out of in vitro studies, with further studies pending. There seem to be several factors at play, however. First, many of the foods which were commonly avoided in early childhood (fish, eggs, etc.) contain nutrients which have anti-inflammatory qualities (including EPA and DHA fatty acids, phosphatidyl choline, glutathione precursors and more) which could assist with immune balancing from a nutritional perspective. There are likely additional antigen-driven responses. It is believed that early exposure to allergenic foods may trigger an immune response much like immunotherapy (at least with some foods).

Nutritional Factors

In addition to early exposure to allergenic foods, other factors have been evaluated regarding their influence on childhood atopic disease. One randomized controlled trial showed that

mothers who consumed polyunsaturated fatty acids during pregnancy and lactation had offspring with a lower incidence of food allergies, allergies and immunoglobulin E (IgE) associated eczema in the first year of life.¹⁰ Another review published in 2011 showed that mother's antioxidant status during pregnancy and their children's consumption of antioxidants protected against the development of allergies and atopic illness.¹¹

Conclusion

The American Academy of Allergy, Asthma, and Immunology has recommended that mothers not be on any avoidance diets during pregnancy and lactation (assuming no child reactions to foods through breastmilk) and has recommended that infants be breastfed for a minimum of four months, with food introduction beginning between 4 and 6 months of age. Other agencies across Europe have issued guidance which is substantially similar. While this guidance may be in conflict with guidance shared when we learned food introduction techniques in school, the current scientific evidence seems to support this recommendation.

Breastfeeding should be prioritized for infants whenever possible and research shows that adding antioxidants and fatty acids to children's diets at the time of food introduction is beneficial, through diverse diets. While every child-mother pair must be considered individually, we hope that this guidance allows you to update your general thinking on food allergy and atopic disease in children.

1. Lack G. Clinical practice. Food allergy. *N Engl J Med*. 2008 Sep 18; 359(12):1252-60.
2. Branum AM, Lukacs SL. Food allergy among children in the United States. *Pediatrics*. 2009 Dec; 124(6):1549-55.
3. American Academy of Pediatrics. Committee on Nutrition. Hypoallergenic infant formulas. *Pediatrics*. 2000 Aug; 106(2 Pt 1):346-9.
4. The Optimal Duration of Exclusive Breastfeeding: Report of an Expert on Consultation. Geneva: World Health Organization; March 28-30, 2001.
5. Lack G. Epidemiologic risks for food allergy. *J Allergy Clin Immunol*. 2008 Jun; 121(6):1331-6.
6. Alm B, Aberg N et al. Early introduction of fish decreases the risk of eczema in infants. *Arch Dis Child* 2009;98:823-27.
7. Oien T, Storro O et al. Do early intake of fish and fish oil protect against eczema in doctor-diagnosed asthma at 2 years of age? A cohort study. *J Epidemiol Community Health* 2010;64:124-9.
8. DuToit G, Katz, et al. Early consumption of peanuts in infancy is associated with a low prevalence of peanut allergy. *J Allergy Clin Immunology* 2008;122:984-91.
9. Mermiri DT, Lappa T, Papadopoulou AL. Review suggests that the immunoregulatory and anti-inflammatory properties of allergenic foods can provoke oral tolerance if introduced early to infants' diets. *Acta Paediatr* 2017 Feb 7. Doi: 10.1111/apa.13778. (Epub ahead of print).
10. Furuholm C, Warstedt K et al. Fish oil supplementation in pregnancy and lactation may decrease the risk of infant allergy. *Acta Paediatrica* 2009;98:1461-7.
11. Patelarou E, Giourgouli G, et al. Association between biomarker-quantified antioxidant status during pregnancy and infancy and allergic disease during early childhood: a systemic review. *Nutr Rev* 2011;69:627-41.

Inside & Outside

Two Fantastic products to support
a whole life regimen.



Heal the gut, heal the skin*.

The Power of neem with
lavender and mint*.

Neem, a wonderful plant of "India," is known in Ayurveda as a **detoxifier**. It provides multifaceted support for the skin and various microbial challenges in the body. A cleanser and blood purifier, neem boosts your immune system and maintains normal, **healthy gut flora***.

Neem Plus™ Product Code: AY128
Neem Oil Product Code: A01265

emerson
ECOLOGICS®



*These statements have not been evaluated by the Food and Drug Administration. These products are not intended to diagnose, treat, cure or prevent any disease.

emerson
ECOLOGICS®

Natural Sun Care WE'VE GOT YOU COVERED

Turn your recommendations
inside out with natural sun
care products at Emerson!

Emerson offers a wide range of sun care
products from top personal care suppliers.
These products are:

- Certified natural
- Certified organic
- Non-GMO
- Reef-safe
- Biodegradable
- Broad spectrum UVA/UVB protection
- Non-nano zinc oxide
- ...and more!



Visit [emerson-](http://emerson-ecologics.com)

New Insights on Inflammatory Skin Conditions:

An Interview with
Holistic Dermatologist
Dr. Alan Dattner, MD

by Lisa Murray, RDN, LD

Emerson Ecologics customer Dr. Alan Dattner, MD, is a board-certified dermatologist, immunologist and a pioneer in the field of holistic dermatology. Dr. Dattner practices in New York and his book *Radiant Skin From the Inside Out*, published in 2015, won the Indifab Award for best independent Alternative Medicine book in 2015. We contacted Dr. Dattner to discuss his views and insights on some of the persistent inflammatory skin conditions that are often difficult to treat and resolve: rosacea, eczema and psoriasis.

Lisa Murray: Dr. Dattner, in your view, what if anything might these conditions have in common?

Dr. Dattner: What they have in common is inflammation as a key part of the mechanism of disease, and they all in my view have some degree of relationship to issues in the gut, related to leaky gut, allergens, inflammatory molecules and toxins entering into Peyer's patches and into the blood.

Lisa Murray: What has changed in the last decade in how you approach these conditions?

Dr. Dattner: What's changed is more understanding about the lack of antimicrobial peptides in patients with Atopic dermatitis, commonly known as eczema. This allows development of secondary infection in skin areas that have been scratched open, which in turn stimulates more inflammation, scratching and itching.

In rosacea, my observation with anti-Demodex treatment is that especially in those people with increased Demodex found on skin scraping and examination, there is a tendency for specific treatment

to improve the condition. Rosacea occurs at the upper end of the gastro-intestinal "tube", involving especially gastric digestion, and involves sensitivities of the mouth and sinus areas. It sometimes is related to Demodex, the mites that live in the skin follicles which may cause inflammation, and these Demodex also have a bacteria living within them that have been suspected of further contributing to the inflammation they cause. Vascular factors causing dilation of the capillaries on the face further lead to redness and can be affected by being in wind, cold and sun, or drinking excessive hot drinks, coffee or alcohol.

Psoriasis, which is when the skin overgrows and thickens locally, is a distant cousin to seborrhea—and it can be localized to microorganisms that live in the skin, like yeast. It involves T-cell related immunity, not an immediate antibody response, as you can see by all the biologicals aimed at its treatment. Strep A can be a cause in certain HLA types, especially within certain genetically related groups of people. But there is a whole set of different allergens which can bring this on, which people can develop a sensitivity to. Also, actual tissue injury is a trigger—pressure on the knees or elbows is commonly a trigger. Running and falling on a knee can start new lesions, known to dermatologists as the isomorphic response. Also, people can get psoriasis in areas damaged by sunburn.

And eczema is really about barrier defects, so that water loss is greater, causing the skin to dry out often as a result of defects in the molecule Filaggrin, which when normal is important in the skin vapor barrier. Inflammation plays a role, but (unlike psoriasis) there

is no proliferative effect. Still, because of the thickening and scaling it's sometimes hard to call the difference.

Lisa Murray: What new insights have you gained about these conditions after so many years of research and clinical practice?

Dr. Dattner: I have an answer to that and it's in my book *Radiant Skin from the Inside Out*. It describes my perspective, starting with my years of immunology research. I've been in several different laboratories, including the Dermatology Branch of the National Cancer Institute, and the work that we did demonstrated how cross reactivity works—that the recognition of a foreign material, an antigen to set off a response is unique to an individual's own HLA (human leukocyte antigen) characteristics and to the tissue as well. So what was puzzling before as to why one eczema patient would break out from eating oranges but another would not, is in part explained by their exposures, what they are unable to break down and their HLA type. Because the immune system sees the complex of the foreign material and their HLA antigen together, what is actually seen by one's immune system is uniquely different for each individual.

Lisa Murray: Well, that explains a whole lot doesn't it?

Dr. Dattner: Yeah, it explains a whole lot about individual unique response right there. Two people received Nobel prizes for studies related to the research we did because it's such an important understanding. And so you know, when somebody is reading the Internet blogs and says, "I got better because I stopped eating kumquats", you don't have enough information to know if stopping kumquats is going to make a difference for you. And this concept is so far from common knowledge of physicians and individuals. Still, 40 years later after we made our discoveries people are still banging around in the one-hit hypothesis of one food-one disease and not understanding the other factors involved. So, this is where a lot of confusion comes in and where our additional level of sophistication is crucial to finding what to remove to heal an individual's inflammatory skin disorder.

Lisa Murray: Do you have a particular dietary and lifestyle modification program which you recommend that is similar for all these conditions or is there significant variation to your recommendations?

Dr. Dattner: Well, being human, we have a whole bunch of in-common likes and wants, and one of those is we like sweets. The other thing is that our culture loves to sell us things that support our addictions and cravings, such as of sweets and fried foods. So, making the changes away from those things is a very important

part of what I suggest. I use supplementation in addressing all of those issues. There are a whole series of common problems, so some of the general categories of what I do are very similar, like fixing digestion. But what I use to do it may be different in different individuals. One person may need an enzyme that breaks down gluten and another needs one that breaks down meat. So yes, there are some things in common with what I do in the foundation, like cutting down on high fructose corn syrup, which would save billions of dollars for our healthcare system. Differences in disease processes, allergen and toxic exposure and genetics require different programs for different people. It's not just a simple answer, but it's about trying to get the right balance, sequencing the changes you make, being very diligent at times and having leeway at others. So that's the foundation.

Lisa Murray: So you don't start with a certain elimination diet for example?

Dr. Dattner: No, I don't start with exactly the same diet. I start with a relatively similar diet for everyone, which is then modified according to various things I find by history, by physical exam, by muscle testing, by Chinese diagnosis, for each individual and then I branch out and address the "sore thumbs"—addressing the specifics with them, whether emotional, habits, diet or supplements that are needed beyond what is initially found.

What people have to know is that there is this desire for simplicity. But I just have to say that a number of things out there in the blogosphere cause so much trouble for people because they don't understand, for example, that there are people out there using apple cider vinegar or kombucha (to cure their skin issue), but these people may be sensitive to yeast on the one hand and getting it from what they think is therapeutic.

One of the big issues in natural treatment is that most people spend many years developing these conditions and so they come in wanting to be cured in a month. Usually there is no treatment that will work that quickly and it can take many months for things to clear up.

Dr. Alan Dattner's Holistic Dermatology and Integrative Medicine offices are located in Manhattan and New Rochelle, New York. His website is www.holisticdermatology.com

His book *Radiant Skin From the Inside Out* is available from Amazon.com. The audio version was released in April, 2017.



HELPS RESTORE DIMINISHED HA CONTENT

Hyaluronic Acid (HA)

Natural hydrator for anti-aging support.[†]

- Helps maintain skin structure*
- Supports eye structure and protects against dry eye*
- Promotes healthy connective tissue*
- Supports strong gum tissue*
- Enhances joint function and arterial health*

Topical application helps retain moisture and support elasticity of the skin.

Lozenges provide whole body support from within.



[†]These statements have not been evaluated by the Food and Drug Administration. These products are not intended to diagnose, treat, cure, or prevent any disease.

PROTOCOL™
BERRY & VANILLA



NEW & IMPROVED FORMULATION

THE DAILY DETOXIFYING NUTRITIONAL SUPPLEMENT*

ProtoClear™ is your patients' best solution for convenient and effective daily detoxification support.* Great tasting and easy to mix, ProtoClear™ is a comprehensive multivitamin-multimineral formula containing detox factors that support Phase I and Phase II detoxification, all in a base of 22 grams of pea protein per serving.*

For everyday detoxification and comprehensive nutritional support, use ProtoClear™ as an alternative to your patients' existing multivitamin, or supplement their current regimen at intervals between cleanses to ensure optimal detoxification maintenance.*

ProtoClear™ is made without common allergens and is available in two great flavors - Natural Vanilla and Berry!

- Potent daily detoxifying multivitamin-multimineral complex*
- Contains 22 g of non-GMO pea protein
- Supports Phase I and Phase II detoxification*
- Great tasting, easy to mix
- Gluten free

NOW WITH 5-METHYL FOLATE!

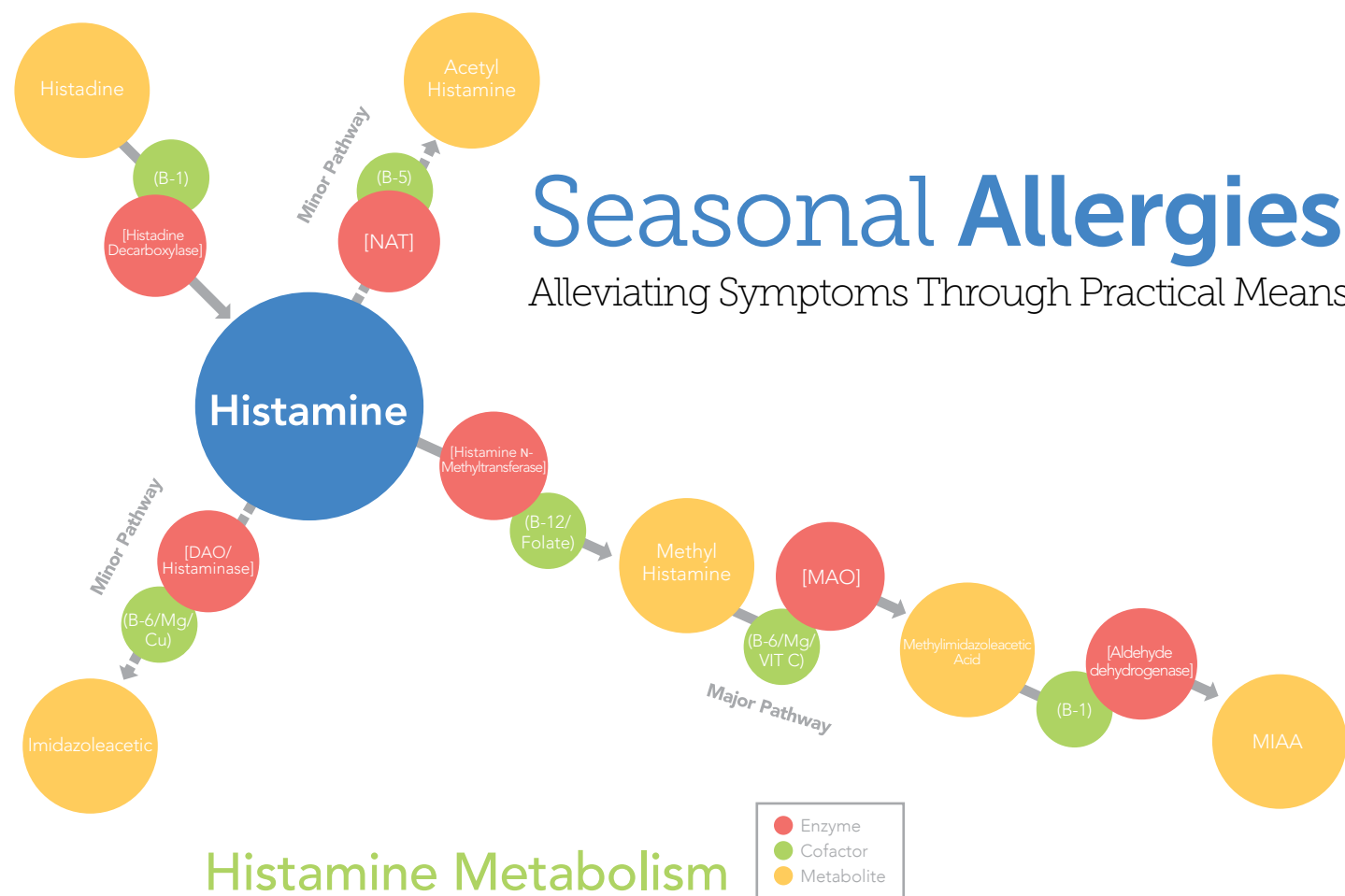
Available at:



Order today! Call: 800-654-4432
ProtoClear™ Berry (PRCB1)
ProtoClear™ Vanilla (PCVAN)
For a complete listing of Protocol For Life Balance® products please visit: emersonecologics.com



[†]These statements have not been evaluated by the Food and Drug Administration. These products are not intended to diagnose, treat, cure or prevent any disease.



Seasonal Allergies

Alleviating Symptoms Through Practical Means

Histamine Metabolism

by Tina Beaudoin, ND

When I was growing up, seasonal allergies only seemed to affect a small amount of individuals and even then, it appeared to be a minor nuisance with some mildly itchy eyes and sneezing. However, more and more of the population experience seasonal allergies and report that the symptoms are much more than a mild inconvenience. According to the CDC, over 19 million adults and six million children in America were diagnosed with hay fever in 2014. The percent of the population affected by seasonal allergies continues to steadily rise as urban living, pollution and climate change exacerbate symptoms. As more people move into cities, they are exposed to increased levels of air pollution, which aggravates respiration and increases their allergic reaction. Combine this with high stress levels (which stimulates histamine release) and the patient experiences an even greater exacerbation of symptoms. It's also worth noting that dehydration and hypoglycemia¹ also result in enhanced histamine release, another great reason to stay hydrated and keep your blood sugar stable!

Seasonal allergies are the result of an inaccurate immune system that is mistakenly reacting to what should be experienced as harmless airborne substances, namely pollens. When people

with hay fever come into contact with certain pollens (from trees, grasses or weeds) or even mold spores, their mast cells release histamine and other inflammatory cytokines into the blood stream, which then leads to watery, itchy eyes, running and/or stuffy nose, sneezing, sore throat and itching of the throat or ears.

1) Educate Patients on Therapeutic Options

There are numerous pharmaceutical and nutraceutical options for patients to choose from when it comes to seasonal allergies and it's important to know the benefits and drawbacks of each option. Antihistamines are the most common conventional treatment for hay fever, which work by binding and blocking the activity H1 receptors in the body. Antihistamines do not block the release of histamine nor facilitate the metabolism or break down of histamine. There are first generation antihistamines, which cross the blood brain barrier and are sedating and have the following adverse effect profile: seizures (rare), nausea, vomiting, dry mouth, epigastric distress, thrombocytopenia and agranulocytosis. Benadryl (diphenhydramine) and chlortrimeton (chlorpheniramine) are popular brand name first generation antihistamines, noting that these drugs are contraindicated with

CNS depressants and MAO inhibitors. In 2015, the *Journal of the American Medical Association* published a study that found diphenhydramine (Benadryl, Nytol, Somnifex, Theraflu, Triaminic Allergy, etc.) use significantly increased the risk for dementia in older adults.²

Claritin (loratadine), Clarinex (desloratadine), Zyrtec (cetirizine) and Allegra (fexofenadine) are common second generation antihistamines that do not cross blood brain barrier and are generally non-sedating. Desloratadine has the following common adverse reaction profile: headaches 14%, irritability 12%, diarrhea 15-20%, upper respiratory tract infection 11-21%, cough 11% and fever 12-17%. Cetirizine has the following common adverse reactions: drowsiness 14%, headache 11-14% and insomnia 9%. The lists of contraindications and drug interactions with each antihistamine are quite long and should be reviewed for patients on multi-pharma combinations.

2) Reduce Risk Factors and Aggravations

Decrease antigen exposure in your bedroom:

- Encase pillows, comforters, mattresses and box springs in zippered, allergen impermeable, dust-proof casings.
- Avoid purchasing foam rubber pillows and mattresses as they are more likely to harbor molds. Avoid memory foam as it is highly allergenic.
- Wash blankets, sheets, pillowcases and mattress pads every week in hot water! Use hypoallergenic/additive free detergent. Hot water kills dust mites. Cold or warm water does not. Put all pillows in dryer for 30 minutes weekly to kill dust mites.
- Keep closet doors in bedroom closed and wet dust furniture in bedrooms weekly
- Avoid common dust collectors, such as cloth wall hangings, stuffed animals and piles of clothing in bedroom.
- Install a high-quality HEPA air purifier to remove airborne allergen particles, molds, animal dander and pollutants. Austin Air HealthMate is a great option for the bedroom and IQ Air filters for living areas.
- Change filters on a heating system every season: 3M Ultra Allergen 1 is readily available and a good option.

- Do not keep clothes that have been dry cleaned in a bedroom.
- Avoid mothballs, furniture polishes and air fresheners. Substitute non-toxic, environmentally friendly alternatives for chemical-based products.

3) Bring on Supportive Therapeutics to Calm Immune Response

Bioflavonoids

Bioflavonoids are great antioxidants that help stabilize mast cells that inhibit release of histamine:

Quercetin: Effective mast cell inhibitor, inhibiting the release of histamine, interleukin-8 (IL-8) and tumor necrosis factor (TNF), and inhibiting the formation of prostaglandin D2.³ Dose: 1-3 grams, 2-3 times daily.

Hesperidin Methyl-Chalcone (HMC): Tends to have better oral absorption and is very helpful in acute situations as part of combination formulas. Dose: 200-600 mg/day in divided doses.



Nettle leaf: Antagonist and negative agonist activity against the H1 receptor and the inhibition of mast cell tryptase (preventing degranulation and release of a host of proinflammatory mediators) that cause the symptoms of hay fevers. It also inhibits prostaglandin formation through inhibition of Cyclooxygenase-1 (COX-1), Cyclooxygenase-2 (COX-2) and Hematopoietic Prostaglandin D(2) synthase (HPGDS) and central enzymes in pro-inflammatory pathways.⁴

Omega-3's

EPA and DHA are great long-term interventions for supporting a healthy inflammatory response rather than the exaggerated, prolonged response we see in hay fever. Ideally should be started 2-3 months prior to allergy season.

Vitamin C

Vitamin C supplementation has been shown to inhibit the release of histamine. Vitamin C depletion has been correlated with histaminemia and elevated serum histamine levels.^{5,6} There is limited research that looks at the effects of vitamin C on hay fever and while it is not a primary therapeutic for allergies, it is often helpful in combination formulas that include the aforementioned flavonoids. In addition, vitamin C is a common deficiency with more than 40% of teenagers and adults in the US not getting

enough of this essential vitamin in their diet. Dose: 500-3,000mg/ day in divided doses.

B Vitamins and Minerals

B vitamins and minerals are essential to the metabolism or breakdown of histamine, specifically B1, B6, B5, B12 and folate as well as magnesium, copper and vitamin C. Note that the first step in the primary histamine metabolism pathway involves methylation and if your patient is a poor methylator, this could impede the breakdown of histamine and increase their symptoms. Make sure you patients are at least replete in these nutrients and increase and decrease dosing based on acute and maintenance dosing needs.

Additional Options

Homeopaths: While this writer does not have expertise in this area of therapeutics, it is worth mentioning that there are a variety of effective homeopathic combinations. There are also homeopathic desensitization treatment options to consider, known as sublingual immunotherapy (SLIT) or subcutaneous immunotherapy(SCIT).

Support Optimal Digestive Function: As the majority of immune system is found in the digestive tract, include a thorough evaluation of GI function and treat accordingly. A low histamine diet will also decrease the total histamine burden.

1. Brown RE, Stevens DR, & Haas HL. The physiology of brain histamine. *Prog Neurobiol.* 2001 Apr;63(6):637-72.
2. Gray SL et al. Cumulative use of strong anticholinergics and incident dementia: a prospective cohort study. *JAMA Intern Med.* 2015 Mar;175(3):401-7.
3. Weng Z et al. Quercetin is more effective than cromolyn in blocking human mast cell cytokine release and inhibits contact dermatitis and photosensitivity in humans. *PLoS One.* 2012;7(3):e33805. doi: 10.1371/journal.pone.0033805. Epub 2012 Mar 28.
4. Roschek B Jr1, Fink RC, McMichael M, Alberte RS. Nettle extract (*Urtica dioica*) affects key receptors and enzymes associated with allergic rhinitis. *Phytother Res.* 2009 Jul;23(7):920-6.
5. Hael et al. Intravenous infusion of ascorbic acid decreases serum histamine concentrations in patients with allergic and non-allergic diseases. *Naunyn Schmiedebergs Arch Pharmacol.* 2013 Sep;386(9):789-93.
6. Shaik-Dasthagirisahab YB et al. Role of vitamins D, E and C in immunity and inflammation. *J Biol Regul Homeost Agents.* 2013 Apr-Jun;27(2):291-5.



NOW AVAILABLE IN A 1 MONTH SUPPLY CONTAINER.



RESEARCHED & TRUSTED FOR DAILY HEALTH SUPPORT



PectaSol-C® Professional is the only natural inhibitor of galectin-3 (Gal-3), a protein involved in multiple health conditions.* Research shows that modifying Gal-3 levels in the circulation supports healthy aging, cellular function, cardiovascular health, and normal immune response.*

Clinical Synergy is the professional brand from ecoNugenics



THE ONLY CLINICALLY STUDIED MODIFIED CITRUS PECTIN AVAILABLE.

*These statements have not been evaluated by the Food and Drug Administration. These products are not intended to diagnose, treat, cure or prevent any diseases.

FERMENTED CHLORELLA



Emerson product code: **DM5851**

*These statements have not been evaluated by the Food and Drug Administration. This product is not intended to diagnose, treat, cure or prevent any disease.

AANP2017
the Annual Convention

Strike a Pose
in our photo booth

emersonwelleivate
#withwelleivate
my patients can order from

Visit Us at Booth 601 & 603



ULTRA-PURE, GREAT-TASTING FISH OIL IN LIQUID OR SOFTGEL OPTIONS

Eicosamax[®]

Great-tasting, ultra-pure fish oil.



This exceptional fish oil is often preferred due to its 70% omega-3 content and fresh, non-fishy taste. And the price compares favorably against similar products, making it a very cost-effective choice. The proprietary formulation process ensures removal of residual fish proteins and other compounds that contribute to fishy smell and aftertaste. A natural vitamin E and rosemary oil antioxidant blend maintains stability by protecting against peroxide formation that can affect taste and reduce health benefits. Natural lemon flavor imparts a refreshing taste and promotes compliance month after month.

- 70% omega-3 content
- Ultra-refined to remove impurities
- No fishy aftertaste
- Third-party lab-tested for purity
- Affordably priced



*These statements have not been evaluated by the Food and Drug Administration. These products are not intended to diagnose, treat, cure, or prevent any disease.



ProThera[®], Inc. meets Emerson Quality Program Gold Partner Standards.



CONFIDENT. BEAUTIFUL. FROM THE INSIDE OUT.

Over time, many factors contribute to changes in our hair, nails and skin. Dietary, environmental and genetic factors, as well as lifestyle, all contribute to our physical appearance and well-being. These factors can affect the pigmentation, elasticity, hydration, thickness, and luster of hair, nails and skin. Outward appearance is a reflection of our internal cellular and metabolic health. Dietary supplementation with specific, scientifically studied nutrients can help to support our appearance as we age.[†] Douglas Laboratories[®] is committed to staying at the forefront of new research where the science of supplementation and beauty intersect.



© 2017 Douglas Laboratories. All rights reserved.

The information contained herein is for informational purposes only and does not establish a doctor-patient relationship. Please be sure to consult your physician before taking this or any other product. Consult your physician for any health problems.

*These statements have not been evaluated by the Food and Drug Administration. These products are not intended to diagnose, treat, cure, or prevent any disease.

DOUGLAS LABORATORIES | PUSHING POTENTIAL.



Build Your Dream Practice from Anywhere!

Download or Stream 14+ Hours of Actionable Practice-Building Insights



The topics presented at our 2016 IGNITE Conference were created to address your top challenges when it comes to building a thriving integrative business—and while the event was a huge success, we understand that for many, taking time away from their practice is one of the challenges on that list!

To make sure this powerful, “game-changing” information is accessible to everyone, we are happy to offer the over 14 hours of practice-building insights as videos that you can stream or download from anywhere at any time.

If you are passionate about an integrative approach to health and medicine, but have often wondered “where do I start” or “how do I offer my services to a greater number of patients”, this information is for you. Our amazing and compelling speakers are clinicians just like you and are ready to share their insights on what really works.

We hope you find the information and essential as we do.

Happy streaming!

Vice President of Scientific & Regulatory Affairs

3 Inspirational Keynotes

4 Actionable Tracks

11 Industry Experts

Purchase ALL Videos for Only \$199

vimeo.com/ondemand/ignite2016videobundle

Speakers Include:

- Joseph Pizzorno, ND
- Mimi Guarneri, MD, FACC, ABIHM
- Tieraona Low Dog, MD
- Dan Kalsih, DC
- Paul Anderson, NMD
- Miriam Zacharias, MS, LPSN
- Julia Zaslów, NC
- Tina Kaczor, ND, FABNO
- Leandra Fishman
- Lorne Brown, BSC, CPA
- Rebecca Hunton, MD

PROBIOTICS DESIGNED WITH *your patients* IN MIND.



Introducing HMF Intensive 500, our highest-potency probiotic formula yet.

Although the human intestinal tract contains more than 400 bacterial species, its composition can be affected by a number of factors, including diet, stress, aging and travel. That’s why Genestra has introduced HMF Intensive 500, which provides 500 billion CFU daily from a combination of five proprietary strains. Offered in a convenient, once-daily powder format, this research-driven formula supports gastrointestinal health and comfort, and balances microflora composition.*



Tried, tested and true.

© 2017 Genestra Brands. All rights reserved. The information contained herein is for informational purposes only and does not establish a doctor-patient relationship. Please be sure to consult your physician before taking this or any other product. Consult your physician for any health problems.

*These statements have not been evaluated by the Food and Drug Administration. These products are not intended to diagnose, treat, cure or prevent any disease.



Because good health is **VITAL**



FREE YOURSELF from digestive challenges.

In order to maximize the benefits of good nutrition, efficient digestion is required for the breakdown of food and optimal nutrient absorption.*

Vital Nutrients is proud to offer **Probiotic 18 Plus**. Our new synbiotic blend powder combines two of the most studied probiotic strains - Acidophilus and Bifidobacter, with the prebiotic FOS (fructooligosaccharides), a non-digestible carbohydrate. Our stability testing guarantees 18 billion organisms per serving. Studies have shown Lactobacillus acidophilus may reduce the duration of certain gastrointestinal challenges.*



888.328.9992 | vitalnutrients.net

*This statement has not been evaluated by the Food & Drug Administration. This product is not intended to diagnose, treat, cure or prevent any disease.



Molecularly Distilled
Triglyceride Omega-3 Fish Oil
High-Concentration

- High-Intensity Support— 820 mg EPA and DHA per soft gel
- Triglyceride form for superior absorption
- Optimal Freshness— Shortest catch-to-capsule time in the industry

These statements have not been evaluated by the Food and Drug Administration. This product is not intended to diagnose, treat, cure, or prevent any disease.


wellevateSM by Emerson Ecologics allows you to sell your patients the wellness products they need, the way they like to buy them. *Take your practice well beyond.*

YOUR ADVICE

THEIR WAY

 **emersonwellevate**SM

PUT YOUR STORE ONLINE TODAY
WWW.WELLEVATE.ME OR CALL 855-WELLEVATE



2000 mg EPA+DHA in just 2 soft gels.



Sunshine optional.



Our ProOmega® 2000 formulas make it easy for patients to get therapeutic amounts of pure, omega-3 fish oil in a single serving. This essential formula is also available with 1000 IU also vitamin D3—perfect for patients who need a little extra sunshine.

emersonecologics.com/nordicnaturals

Don't block it. Resolve it.

Start the resolution of the immune response with SPM Active.

SPM Active®

A breakthrough for a healthy immune response*

- Features specialized pro-resolving mediators (SPMs) from omega-3s*
- Aids in the resolution (i.e., completion) of the immune response*
- Backed by extensive preclinical research*



Leading-Edge Science in the Resolution of the Immune Response

Scientists traditionally believed that resolution of the immune response was a passive process. Recently, research at leading-edge universities discovered that a structured and orderly system of resolution exists. SPMs are naturally produced in tissues during the resolution phase and function as "resolution agonists," orchestrating the completion of immune response and return to homeostatic balance.*

Join the Resolution

Now you can offer your patients OmegaGenics SPM Active, an exclusive, revolutionary nutritional product developed through advanced fractionation technology that features standardized levels of SPMs (17-HDHA and 18-HEPE) from fish oil. SPMs play a key role in the resolution of an immune response—including supporting cell health and immune cell resolution-related activities—according to extensive preclinical research.*

* These statements have not been evaluated by the Food and Drug Administration. This product is not intended to diagnose, treat, cure, or prevent any disease.



Learn More
www.emersonecologics.com

Order Today!
Call: 800.654.4432



Science-based Products + Lifestyle Medicine Programs + Breakthrough Research + Unsurpassed Quality + Practitioner Partnership = The Metagenics Difference

CMC114 010317 ©2017 Metagenics, Inc. All Rights Reserved



by Alan Gaby, MD

Reviewed by: Alan Gaby, MD

Author: Paydary K, et al

Reference: N-acetylcysteine augmentation therapy for moderate-to-severe obsessive-compulsive disorder: randomized, double-blind, placebo-controlled trial. *J Clin Pharm Ther* 2016;41:214-219.

Design: Randomized, double-blind, placebo-controlled trial.

Participants: Forty-four patients (mean age: 33 years) with moderate-to-severe obsessive-compulsive disorder (OCD).

Study Medication and Dosage: N-acetylcysteine (NAC; 2,000 mg per day) or placebo for 10 weeks. All patients received 200 mg per day of fluvoxamine (a selective serotonin-reuptake inhibitor).

Reviewed by: Alan Gaby, MD

Author: Obeid R, et al

Reference: Folic acid causes higher prevalence of detectable unmetabolized folic acid in serum than B-complex: a randomized trial. *Eur J Nutr* 2016;55:1021-1028.

Primary Outcome Measure: Scores on scales that measure the severity of OCD.

Key Findings: Compared with placebo, NAC significantly improved the mean total score on the Yale-Brown Obsessive-Compulsive Scale (Y-BOCS) ($p = 0.01$) and the mean score on the Y-BOCS obsession subscale ($p = 0.01$).

Practice Implications: Hyperactivity of glutamatergic neurotransmission has been implicated in the pathogenesis of OCD. NAC is believed to reduce glutamatergic activity. In previous case reports and double-blind trials, NAC was beneficial in the treatment of OCD, including patients with trichotillomania (hair-pulling disorder) and compulsive skin picking. The results of the present study demonstrate that NAC is beneficial as an adjunct to fluvoxamine in the treatment of moderate-to-severe OCD.

Design: Randomized single-blind trial.

Participants: Fifty-eight elderly individuals (mean age: 82 years).

Study Medication and Dosage: Folic acid alone (400 µg per day) or folic acid plus vitamin B₆ (pyridoxine; 8 mg per day) and vitamin B₁₂ (10 µg per day) for a median duration of 23 days.

Primary Outcome Measure: The serum concentration of unmetabolized folic acid.

Key Findings: After supplementation, the median concentration of unmetabolized folic acid was significantly lower by 72% in the group receiving all three B vitamins than in those receiving folic acid alone (0.17 vs. 0.61 nmol/L; $p = 0.001$). The proportion of individuals who had an unmetabolized folic acid concentration of 0.21 nmol/L or greater was lower in the group receiving all three B vitamins than in those receiving folic acid alone (33% vs. 76%; p value not stated).

Practice Implications: Unmetabolized folic acid is frequently present in the serum of people taking folic acid supplements and in elderly people receiving folic acid-fortified foods or supplements. Concerns have been raised that unmetabolized folic acid could have deleterious effects on health. Specifically, some have argued that unmetabolized folic acid could increase the risk of developing cancer. For this and other reasons, it has been suggested that folic acid should no longer be used as a supplement, and some manufacturers have replaced folic acid in multivitamin products with its biologically active form, 5-methyltetrahydrofolate (5-MTHF).

However, research on folic acid and cancer is conflicting, ranging from a protective effect to no effect to an adverse

effect. Moreover, there is no clear evidence of any safety difference (cancer risk or otherwise) between unmetabolized folic acid and folic acid that has been metabolized to its biologically active form. The results of the present study suggest that efficient metabolism of folic acid depends on the presence of adequate amounts of other B vitamins. The clinical significance of this finding remains to be determined.

As I have argued elsewhere, routinely substituting folic acid with 5-MTHF, particularly in multiple-micronutrient products, is not supported by the available scientific evidence.¹

1. Gaby AR. Which supplement should we use: folic acid or methylfolate? *www.doctorgaby.com*, in the section on Articles.



Dr. Alan Gaby is internationally recognized as an expert in nutritional therapies. He is the author of the textbook *Nutritional Medicine*.

Amazing Grass®

Your Daily Detox
Scoop. Stir. Shine.

- **Vegan**
- **Gluten Free**
- **24+ Cleansing Ingredients**
- **1 Billion Probiotics**

Item Code: SFDDG030BTUS

CHEMICALLY TREATED
CORNSTARCH
ALLERGENS

IS THAT WHAT MOTHER NATURE INTENDED?

GET REAL. ABOUT HYPOTHYROIDISM

Not all thyroid medications are created equal. Nature-Throid® and WP Thyroid® – our newest thyroid medication with only two all-natural inactive ingredients – give you two natural treatment options.

WP Thyroid® Nature-Throid®

#1 Practitioner Probiotic Brand

Ther-Biotic® Complete

Broad coverage probiotic supports a healthy balance of microbiota across the entire GI tract.†



“It’s not a miracle, it’s just effective!”

Ther-Biotic® Complete is the most complete spectrum of synergistic probiotic species in the Klaire Labs® line. It is also the most widely recommended probiotic formula for supporting healthy gastrointestinal microbiota and immune function in both children and adults.† It’s an excellent choice for daily use to maintain a diverse beneficial gut microbiota.† Plus, it’s a powerful tool when intensive maximum support is needed.



- Helps support essential intestinal microbiota functions†
- The most widely recommended formula
- Broad spectrum of microorganisms, 12 synergistic species
- Vegetarian capsules: 25 billion CFUs
Powder: 100 billion CFUs
- InTactic® acid-protective technology



†These statements have not been evaluated by the Food and Drug Administration. These products are not intended to diagnose, treat, cure, or prevent any disease.



- Seasonal allergy support*
- Medium spectrum
- Suitable for long-term use
- Real certified bioactive, stabilized allicin for true immune supporting benefits*
- Allimax offers immune support and overall well being in just one capsule per day*
- Allimax helps maintain Eubiosis*



Allimax Certified Bioactive

- Allimax 30% - A00000
- Allimax 90% - A00260
- Allimax PRO - A00277
- Alliderm Gel - A00284
- Allimax PrePRO - A00314
- Allimax HEARTFAST - A00321
- Allimax Rescue Spray - A00338

Please visit emersonecologics.com

Available at:



www.emersonecologics.com | 800.654.4432

*These statements have not been evaluated by the Food and Drug Administration. These products are not intended to diagnose, treat, cure or prevent any disease.



ProThera® meets Emerson Quality Program Gold Partner Standards.



KLAIRE LABS®

A ProThera®, Inc. brand

XAMX02

a-Drenal

By: RLC Labs

a-Drenal is designed to combat the side effects of adrenal fatigue, while promoting the healthy function of the adrenal glands.

- Comprehensive formulation of organic adrenal tissue and adaptogenic herbs
- Doctor approved
- Provides effective support from stress induced symptoms
- Promotes calm, balanced physical and mental energy



Product code: RL5554

Bio-Kult®

By: Bio-Kult

Spring arrives and for some people so does the sneezing, sniffing and runny eyes! Seasonal allergies are associated with an oversensitive immune system. Live bacteria have been shown in studies to help rebalance the gut flora, support a healthy immune response and to significantly improve the quality of life in allergy sufferers. This multi-strain formula contains 14 live bacterial cultures that complement existing gut flora naturally present in a healthy person's digestive system.



Product code: B01721

PERQUE Potent C Guard PAQUET™

By: PERQUE

Bestselling buffered C powder, now more convenient! Our powerful 100% reduced, l ascorbate, which is fully buffered with alkalinizing minerals and purified under nitrogen, is now available in a convenient single serving size 'PAQUET'. pH balanced for cellular alkalinity, PERQUE Potent C Guard improves blood vessel and cardiovascular integrity. Fast acting, effervescent and a great tasting



Product code: P25006

RememBRAIN™

By: Protocol for Life Balance®

With Huperzine A, which helps to maintain ACh in the brain, Alpha-GPC, a bioavailable form of choline, and Phosphatidyl Serine (PS), which is critical for efficient signaling in nerve cells, RememBRAIN™ is a comprehensive formula utilizing clinically relevant doses of Hup A and PS, which help to support normal healthy ACh levels and neurological function.



Product code: P3414

nanogreens®

By: BioPharma Scientific

In just one serving you get the antioxidant power of 10 servings from 55 different ingredients. This green powder supplement is truly a powerhouse of nutrition and wellness, made easy. We take it a few steps further than other greens powders and we make sure your body actually absorbs it for better results you can actually see and feel a difference with.



Product code: NANOG

Metal Touch Ultrasonic Oil Diffuser

By: NOW®

NOW® Solutions new Metal Touch Ultrasonic Diffuser is a sleek and contemporary diffuser that complements almost any décor and makes a healthy alternative to scented candles and aerosol air fresheners. This attractive unit has rotating LED lights, runs up to seven hours continuously, and has a total run life of 5,000+ hours.



Product code: N74867

PureMelt B12 Folate

By: Pure Encapsulations

PureMelt B12 Folate provides activated B vitamins in a unique lozenge designed to dissolve in the mouth without requiring water. Each lozenge provides 1,000 mcg of methylcobalamin (the active form of vitamin B12) and 400 mcg of Metafolin® L-5-methyltetrahydrofolate (L-5-MTHF), the naturally occurring, universally metabolized form of folate.



Product code: P17860

Allimax PRO

By: Allimax

- Allimax offers immune support and overall well being in just one capsule per day
- Suitable for long-term use
- Seasonal allergy support
- Real certified bioactive, stabilized allicin for true immune supporting benefits
- Broad spectrum
- No smell or aftertaste



Product code: A00277

Skin Protect

By: Douglas Laboratories®

Skin Protect delivers a clinically studied combination of the antioxidants carnosic acid, lycopene, phytoene, and phytofluene to promote smooth, healthy skin from the inside out, while helping to protect from damage caused by UV sunlight exposure and environmental stresses.



Product code: D77736

HMF Travel

By: Genestra Brands

HMF Intensive 500 is our highest-potency probiotic formula yet, providing 500 billion CFU from a combination of five research-driven strains. Included in this blend are three strains of Lactobacilli and two strains of Bifidobacteria to ensure colonization in both the small and large intestines. Provided in a convenient, once-daily powder format, HMF Intensive 500 is an easy way to support daily gastrointestinal health.*



Product code: SE431

BRM4®

By: Daiwa

BRM4® is a dietary supplement derived from rice bran modified by Shiitake enzyme produced by Daiwa Health Development, shown to enhance and to modulate the immune system by increasing the activity of the Natural Killer (NK) cells, the T and B lymphocytes, strengthen and increase the macrophages and cytokines.



Product code: BR250

Methyl B12

By: Jarrow

Jarrow Formulas' Methyl B12 (Methylcobalamin) is a highly bioavailable form of vitamin B12 that helps maintain brain-health, vitality, restful sleep and an enhanced mood. Methylcobalamin is the most bioavailable and best utilized form of vitamin B12. Methyl B12 is more effective than traditional forms of B12 and, unlike other forms, is well retained by the body without the need for conversion. Methyl B12 also helps to detoxify homocysteine and other oxidants associated with aging.



Product code: J80043

Nettle: How it Helps Reduce Allergy Symptoms

by Meredith Murray, ND

Nettle (*Urtica dioica*) is a familiar and loved nourishing herb amongst herbalists and natural practitioners alike. Nettle leaves are specifically admired and utilized for their beneficial effects on symptoms of allergic rhinitis. It was only recently that the specific compounds associated with its anti-allergenic activity were fully identified.

Surprisingly, the ancient use of nettle was mainly for helping arthritic joints. Instead of being dosed orally, the fresh herb was actually flailed against the limbs to increase circulation in a method known as "urtication". It was documented that Roman soldiers utilized fresh nettles in this way to increase warmth in their extremities while in colder climates.¹

For many years, it was hypothesized that the reason nettle was effective for allergies and allergic rhinitis was due to its anti-inflammatory effects. A double-blind, placebo controlled trial conducted in 1990 showed that 300 mg of freeze-dried nettle daily was reported by patients as being more efficacious for resolving allergy symptoms than their traditional medication.² However, this was a small study and further research is worth conducting.

The in vitro studies that were conducted on nettle extracts recently identified the aspects of nettle which explain its similar effect to conventional allergy medication. The main actions are: H1 inhibition, mast cell tryptase inhibition, COX-1/COX-2 inhibition and hematopoietic prostaglandin D2 synthase inhibition (HPGDS).³ The H1-receptor antagonism and negative agonist action prevents histamine from binding to its receptor, blocking a cascade that results in histamine release, and ultimately preventing allergic symptoms.

As most of the active constituents identified in nettle do not cross the blood brain barrier and likely act on peripheral receptors,

it therefore would be unlikely to cause drowsiness. This may make nettle a more attractive option than OTC medications like diphenhydramine (another H1-antagonist), which cross the blood brain barrier and do have sedative effects. Components of nettle were also revealed to effectively inhibit mast cell tryptase, which would block degranulation of mast-cells and stop pro-inflammatory mediators that cause allergy symptoms. Nettle also has COX-1 and COX-2 inhibitory activity as well as HPGDS activity. This activity blocks upstream processes of proinflammatory pathways and formation of prostaglandins involved in causing allergy symptoms.

Another study demonstrated that the following bioactive components—adenine, synephrine, osthole and nicotinamide—are the ones crucial to the anti-inflammatory and anti-allergenic processes mentioned above. These compounds can be detected in serum and urine after consuming a nettle lozenge (200mg)⁴, indicating their absorption and excretion. As these compounds are all related to improving inflammatory disorders, their discovery in urine and serum after a dose of nettle supports the use of nettle for relieving allergy symptoms associated with inflammation.

It is a lovely occurrence when traditional wisdom is supported through modern science, especially when it reflects what is seen in clinical practice: a wonderful plant that can safely help relieve hay fever symptoms.

1. Upton R. Stinging nettles leaf (*Urtica dioica* L.): Extraordinary vegetable medicine. *Journal of Herbal Medicine*. 2013;3(1):9-38. doi:10.1016/j.hermed.2012.11.001

2. Mittman P. Randomized, Double-Blind Study of Freeze-Dried *Urtica dioica* in the Treatment of Allergic Rhinitis. *Planta Medica*. 1990;56(01):44-47. doi:10.1055/s-2006-960881

3. Roschek B, Fink R, McMichael M, Alberte R. Nettle extract (*Urtica dioica*) affects key receptors and enzymes associated with allergic rhinitis. *Phytotherapy Research*. 2009;23(7):920-926. doi:10.1002/ptr.2763

4. Ayers S, Roschek Jr B, Williams J, Alberte R. Pharmacokinetic analysis of anti-allergy and anti-inflammatory bioactives in a nettle (*Urtica dioica*) extract. *Online Journal of Pharmacology and Pharmacokinetics*. 2008;5:6-21.


wellevateSM by Emerson Ecologics allows you to sell your patients the wellness products they need, the way they like to buy them. *Take your practice well beyond.*

YOUR SUPPLEMENTS

emersonwellevateSM

PUT YOUR STORE ONLINE TODAY
WWW.WELLEVATE.ME OR CALL 855-WELLEVATE

THEIR TABLETS



Help your pets maintain good health with NOW[®] Pets Supplements

L-Lysine Pure Powder
Immune System Support for Cats



Omega-3 Support
Omega-3 Fatty Acids for Dogs/Cats



Urinary Support
Supports Healthy Urinary Function for Dogs/Cats



Immune Support
Assists Immune System for Dogs/Cats



Pet Relaxant
Helps Keep Pets Calm for Dogs/Cats



Pet Allergy
Supports Immune System for Dogs/Cats



Joint Support
Healthy Aging and Normal Joints for Dogs/Cats




Weight Management
Supports Healthy Weight for Dogs



For more product information please visit
emersonecologics.com

NEW



Health Concerns

Combining Modern Research & Ancient Wisdom*

Ginseng and Rhodiola

Modified Ren Shen Ge Jie San Herbal Supplement

Ginseng and Rhodiola is a new formula from Health Concerns, the most trusted brand available on the market. Full of powerful and effective herbs, this formula offers exceptional patient results by addressing lung qi deficiency and tonifying the spleen and heart.



A New Formula from the Brand You Trust the Most

- ✓ Treats wheezing and cough associated with chronic asthmatic conditions*
- ✓ May be useful for bronchial asthma, asthmatic bronchitis, chronic bronchitis, emphysema, and pulmonary tuberculosis*
- ✓ Addresses lung qi deficiency with heat and yellow/green phlegm and tonifies the spleen and heart*

*These statements have not been evaluated by the Food and Drug Administration

Ginseng and Rhodiola Ingredients

Rhodiola rosea root extract
(3% rosavins 1% salidroside)
hong jing tian

Apricot seed
xing ren
Baked Licorice root
zhi gan cao
White Ginseng root
bai ren shen

Poria sclerotium
fu ling
Morus cortex
sang bai pi
Fritillaria bulb
chuan bei mu

Anemarrhena root
zhi mu



Traumeel®-Inspired Pain Relief

with 3 Organic Oils & Organic Shea Butter!

T-Relief™



Now with Organic Shea Butter!

Three strengths of ARNICA plus 12 natural pain relievers to provide effective broad-spectrum pain relief†

Unscented: no added perfumes

Petrolatum free

Empty Tube Guarantee*



 **MediNatura**
Serious Medicines, from Nature

M10177

*T-Relief comes with an empty tube/bottle guarantee. Patients can use T-Relief and if they aren't satisfied, return the empty tube/bottle and original receipt for a full refund. (visit www.T-Relief.com for details)

† These statements have not been reviewed by the Food and Drug Administration. They are supported by traditional homeopathic principles.

WOMEN'S MULTIVITAMIN



INNATE
RESPONSE FORMULAS
[Restoring Deeper Connections]

emerson
ECOLOGICS

Tieraona Low Dog, M.D. makes the case for Multis

Dr. Low Dog has partnered with INNATE Response™ to formulate a new line of Women's Multivitamins to meet unique patient nutritional needs by age, gender and menstrual status

- FoodState Nutrients™ for enhanced digestibility and nutritional value
- Special formula designed to help stay energized, maintain a healthy stress response and maintain balance♦
- Includes methylated forms of folate and B12, plus active forms of B6 and B2 for optimal assimilation by the body♦
- Includes choline, an essential nutrient commonly missing from the diet and many multivitamins♦



♦These statements have not been evaluated by the Food and Drug Administration. This product is not intended to diagnose, treat, cure or prevent any disease.

©FoodState Inc 2017

Call Emerson Ecologics at 800.654.4432 or visit emersonecologics.com to place your order.

NEW PRODUCT!
CODE: 76910



Find relief with Aller-Aid™ L-92®*



- ✓ *Lactobacillus acidophilus* L-92® is a sterilized immunobiotic dry cell powder, helps balance Th1/Th2 and other immune cytokines.*
- ✓ A double-blind, placebo-controlled study with 49 adult humans showed that L-92® contributes to the suppression of Th2-dominant inflammation.*¹
- ✓ Enhanced with Boswellia, Luteolin, and non-GMO Vitamin C.
- ✓ Boswellic acids can inhibit leukotriene biosynthesis, as well as decrease eosinophilic count and ESR (inflammatory marker).²
- ✓ Luteolin can play a role in the activation of anti-oxidative enzymes, suppression of NFkappaB, and inhibition of pro-inflammatory substances.^{3*}

*This statement has not been evaluated by the U.S. Food and Drug Administration. The product is not intended to diagnose, treat, cure, or prevent any disease.

AllergyResearchGroup®
Innovative Nutrition



REFERENCES:

- 1 Inoue Y, Kambara T, et al. Int Arch Allergy Immunol. 2014;165(4):247-54. doi: 10.1159/000369806. Epub 2015 Jan 31. PMID: 25660281
- 2 Gupta I, Gupta V, et al. Eur J Med Res. 1998 Nov 17;3(11):511-4. PMID: 9810030
- 3 Kim JS, Jobin C. Immunology. 2005 Jul;115(3):375-87. PMID: 15946255

L-92® is a trademark of Asahi Calpis Wellness Co., Ltd, Tokyo, Japan.

PROVEN



The ONLY enhanced absorption curcumin on the market with 30 published studies, 14 of which are human

Patented curcumin blended with turmeric essential oil. Proven results—based on science.



Driven by Science. Focused on Nature. Rich in History.



^ Based on enhanced absorption of BCM-95® curcumin versus equivalent weight capsule of unstandardized turmeric containing 2% curcumin.

*THESE STATEMENTS HAVE NOT BEEN EVALUATED BY THE FOOD AND DRUG ADMINISTRATION. THESE PRODUCTS ARE NOT INTENDED TO DIAGNOSE, TREAT, CURE OR PREVENT DISEASE.

