

User manual:

USB-C docking station

ENG User manual



USBC-1274



USBC-1275



ENG - User manual

READ ALL INSTRUCTIONS
SAVE THESE INSTRUCTIONS

Usage instructions

- 1) Connect the USB-C male to a host computer.
- 2) Connect the USB-A ports to USB devices.
When connecting and disconnecting the USB-C power supply to this product, connected USB devices will disconnect and reconnect automatically after a few seconds. This is normal.
Avoid changing power supply while transferring data, to prevent data loss or data corruption.
- 3) Connect the Mini DisplayPort/HDMI or VGA port to a display with a matching port.
We recommend using max 1 video port at the same time.
The internal working priority of the video ports are:
HDMI>Mini DisplayPort>VGA
- 4) Connect the RJ45 port (Network port) to a router.
- 5) Connect the audio port to an audio device.
- 6) Insert a MicroSD or SD/MMC card into a matching card reader slot.
Only 1 card slot works at the same time.
- 7) Connect a USB-C power supply to the USB-C charge port.
The USB-C power supply will support this product, and it will charge the host computer simultaneously via pass-through power.

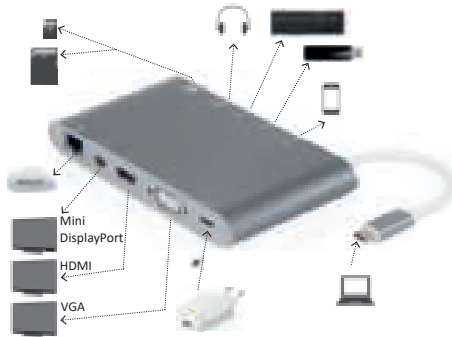


Illustration of example usage.

SPECIFICATIONS

Connections:

USB-C male
USB-C charge port
HDMI female
VGA female
Mini DisplayPort female
2 x USB-A 3.0 female
1 x USB-A BC 1.2 female
3.5 mm stereo audio port
RJ45 female
SD slot
MicroSD slot

Bandwidth:

HDMI 9.6 Gbit/s
Mini DisplayPort 10.8 Gbit/s

Resolutions:

Supports HDMI 3840x2160@30Hz
Supports HDMI 3D at 1920x1080p@60Hz
Supports Mini DisplayPort 3840x2160@30Hz
Supports VGA 1920x1200 @60Hz

Compatibility:

Plug and Play
Hot swap
Conforms to HDMI 1.4
Conforms to DisplayPort 1.2
HDCP 1.3

SD/MicroSD slots supports:

Secure Digital v3.0 UHS-I
SD, SDHC, SDXC, MMC, max 128 GB card
Read speeds 70Mbps, write speeds 90Mbps

Network:

1 Gbit/s
Supports 10/100/1000Mbps bandwidth

USB signal:

USB 3.1 Gen 1
5 Gbps

Audio port:

Stereo audio port supports both microphone and headphone

USB power:

USB-C charge port 60 W, 3A
USB-C charge port is only for charging
USB-A BC port output 5 W, 1A
The two other USB-A ports share max output 5W, 1A and data transfer

Environment:

Operating temperature: 0°C to +45°C
Operating humidity: 10% to 90 % RH (no condensation)
Storage temperature: -10°C to +70°C
Storage humidity: 10% to 90 % RH (no condensation)

Support

More product information can be found at www.deltaco.se.

Address:

SweDeltaco AB

Alfreds Nobels Allé 109

146 48 Tullinge

Sweden


Email: data@deltaco.se

Phone: +46 (0) 8 555 76 200




Disposal of electric and electronic devices EC Directive 2012/19/EU

This product is not to be treated as regular household waste but must be returned to a collection point for recycling electric and electronic devices. Further information is available from your municipality, your municipality's waste disposal services, or the retailer where you purchased your product.



© 2016 DELTACO

® ALL RIGHTS RESERVED

 SweDeltaco AB, Alfred Nobels Allé 109, 146 48 Tullinge, Sweden
www.deltaco.se