



Experienced Solutions

Every day, the years of experience and product knowledge of our people provide solutions to our customers' needs.



Proud to be independently owned since 1946.

Medallion: Type III

The highest standard for emergency vehicles today

Medallion 170



Ford E450 chassis

- 158"WB/100" CA
- 6.8L V10 gas engine
- Ambulance prep package
- Ford TorqShift 6-speed transmission
- GVW 14,500 – payload 3,750 lbs.

Body

- 170" body length
- 68", 72", 75" interior headroom options
- Lowered left & right side body skirts
- 24" curb side backboard compartment
- Maximized exterior storage compartments
- Lifetime structural and electrical warranties



Medallion 170

Chev G4500 chassis

- 159" WB/100" CA
- Vortec 6.0 L V8 gas engine
- Ambulance prep package
- Chev 6-speed automatic transmission
- GVW 14,200 – payload 3,000 lbs.

Body

- 170" body length



Intermediate side entrance door step with recessed "D" bottle storage.



Medallion 80

Ford E350 chassis

- 138"WB/80" CA
- 6.8 L V10 gas engine
- GVW 11,500

Chev G3500 chassis

- Vortec 6.0 L V8 gas engine
- GVW 12,300

Body

- 147" body length
- Lowered left & right side body skirts



Spacious working interior

We go the extra mile so you can too

www.plcustom.com



Classic: Type I

The original PL Custom modular ambulance



Classic 170

Ford F450/550 4x2/4x4 Chassis

- 189"WB/108" CA
- Ford 6.7 L V8 turbo diesel engine
- Ford TorqShift 6 speed transmission
- Ambulance prep package

Ram 4500/5500 4x2/4x4 Chassis

- 192"WB/108" CA
- Cummins 6.7 L diesel engine
- GVW 16,500 to 19,500
- Payloads from 3,000 to 6,000 lbs. depending on GVW
- Liquid Spring Suspension

Body

- 170" body length
- 68", 72", 75" interior headroom options
- Lowered left & right side body skirts
- Maximized exterior storage compartments
- 24" curb side backboard compartment
- Lifetime structural and electrical warranties



Classic 156

Dodge 4500/5500 4x2/4x4

- 168"WB/84" CA
- Cummins 6.7 L diesel engine

Ford F450/550 4x2/4x4

- 165"WB/84" CA
- Ford 6.7 L V8 turbo diesel engine

Body

- 156" body length
- 68", 72", 75" interior headroom options



ALS Drawers in rear Medic in Mind Counter




Classic 147

Ford F350 4x2/4x4 chassis

- 165"WB/84"CA
- Ford 6.7 L V8 turbo diesel engine
- GVW 14,000

Body

- 147" body length
- Lowered left & right side body skirts
- Maximized exterior storage compartments



Centrally ducted climate control with unmatched performance

Emergency vehicles tailored to your needs

www.plcustom.com



Titan: Medium Duty

Supports specialized needs for EMS and fire service



Freightliner M2

Chassis

- Cummins B 6.7 240 hp diesel engine
- Allison 3000 EVS transmission
- 168" WB/102" CA
- GVW 20,000
- Hydraulic or air brakes
- OEM air ride or Liquid Spring suspension
- 40 gallon fuel tank between frame rails

Body


- 170–176" body length
- 72", 75" interior headroom options
- Lowered left & right side body skirts
- Maximized 22" deep exterior storage compartments
- 24" curb side backboard compartment
- Lifetime structural and electrical warranties



International MV607

Chassis

- Cummins B 6.7 260 hp diesel engine
- Allison 2200/3000 EVS transmission
- 168" WB/102" CA
- 174" WB/108" CA
- GVW 20,000
- Hydraulic or air brakes
- OEM air ride or Liquid Spring suspension
- 40 Gallon fuel tank under cab step



Custom designed diamond plate cab step with fuel and DEF covers



Ford F650

Chassis

- Ford 6.7 L Power stroke diesel engine
- Ford TorqShift transmission
- 182" WB/108" CA
- GVW 20,000
- 50 Gallon fuel tank under cab step
- OEM air ride or Liquid Spring suspension



Front body auxiliary condenser with emergency lights

Vehicles designed to meet and exceed expectations

www.plcustom.com




Safety:

**Certified to SAE Ambulance
testing requirements**



*Modular body testing
to SAE J3057 – platen
impact on upper corner
of body*

*Successful body impact
results – doors easily
opened with no resistance*



*Occupant restraint testing
to SAE J3026 for Head
Injury Criteria (HIC)*

*Successful occupant
restraint testing of
6 point belt system*



*Cabinet testing
to SAE J3058 for content
retention at 26 G force*

*Successful dynamic
testing provides cabinet
content weight ratings*



We build safety directly into the design and manufacture of our vehicles, meeting and exceeding federal standards for structural integrity

Providing Experienced Solutions Since 1946

www.plcustom.com



Interior layouts:

Designed with purpose



Medic in Mind layout with 6 point restraint and single seating position – cabinets fore and aft of seat keep equipment within arm's reach



Full length squad bench with multiple seating positions utilizing 6 point harnesses



Optional bench design with back pack backrests



Side facing captain chair on sliding track for additional access to patient



Side facing captain's chairs on curb side with EVS Back Pack restraints



Optional Medic in Mind with Valor Backrest 4 point restraint with 4 retractors and single release buckle

With PL Custom, the choice is yours

www.plcustom.com



Electrical Systems:

Conventional and VMUX Multiplex options



VMUX Vista Screen in Type I Console



Vista Screen mounted on swivel arm in Freightliner dash



Conventional electrical system with elliptical console design



Conventional electrical and programmable thermostat in Life Support system



Auxiliary switch panel and thermostat curb side



Curb side full switch panel for Medic in Mind



Our electrical systems are backed with a lifetime warranty. VMUX Nodes-10 years coverage

Experience the PL Advantage

www.plcustom.com





The History of PL Custom Body and Equipment Co., Inc.

The company originated in Pompton Lakes, New Jersey in 1946, and was purchased by Martin V "Bud" Smock in 1970. At that time, the company known as PL Custom Body, continued its tradition of top quality ambulance vehicles.

Bud's forward thinking and passion led to many ambulance and rescue innovations over the years. His vision for the company was to offer high quality customized products, while establishing personalized relationships with each individual customer. With Bud's passing in 2006, Jean Smock assumed the roll of CEO, maintaining the family-owned business.

In 2015, Deborah Smock Thomson, Bud's daughter, took over the reins as President of the company. Deborah has been with the company since 1978. She continues to lead the company with Bud's vision of manufacturing high quality vehicles based on relationships with trust and commitment to our customers.

Today, the company occupies 110,000 square feet and has over 175 full-time employees, many of whom have been with the company for 10, 20, 30, and 45 years. Longevity and dedication to customer satisfaction are key components with the whole PL Custom staff. More than 175 ambulances, rescues, and specialty vehicles are produced and delivered each year.

Our corporate commitment is to provide a high quality emergency vehicle to serve

the needs of the department and the community, and when you purchase a PL Custom emergency vehicle, you get much more. Our company builds relationships and trust with our customers as well as vehicles.

This is the added value standard at PL Custom.



PL Custom has remained a stable, reliable company over the years and has maintained our vision as an independently-owned, customer-focused designer and manufacturer of high quality custom emergency vehicles.

Reliability, durability, and safety are our core values supporting the sales design, engineering and manufacturing of all our products.



Find out more about our unmatched commitment to customer satisfaction.



PL Custom . Manasquan . New Jersey . plcustom.com . 800-752-8786

