

480 Series Grade 1 Deadbolts

Auxiliary Locks

SARGENT
ASSA ABLOY

Specifications

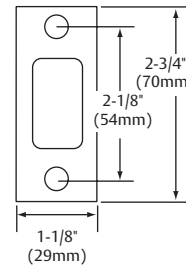
For Doors	1-3/8" (35mm) to 1-3/4" (44mm) thick standard For doors over 1-3/4" (44mm) consult factory (2-1/4" Thick door max)
Door Prep	Fits 161 (standard) cut outs and Fits 160 with 2-3/8" (60mm) backset with 1" (25mm) front and for 1-3/8" (35mm) thick door
Backsets	2-3/4" (70mm) standard. 2-3/8" (60mm) optional (20- option)
Strike	Wrought brass, bronze or stainless steel
Bolt	Solid steel with hardened steel pin insert and nickel silver plating 7/8" (22mm) x 5/8" (16mm) x 1" (25mm) throw
Cylinder	Brass, 6 pin. 2 nickel silver keys
Masterkeying	Can be masterkeyed. Construction key system available
Front	Wrought brass, bronze or stainless steel 2-1/4" (57mm) x 1-1/8" (29mm) with fixed bevel 1/8" (3mm) in 2" (51mm) furnished standard
Hand	Non handed, field reversible
Turn Lever	Non-ferrous
Housing	Non-ferrous, reinforced, one piece 2-1/2" (64mm) diameter LFIC options: housing brass & zinc, two piece Concealed screws on double cylinder function
ANSI/BHMA	A156.36 Certified Grade 1 BHMA
UL/cUL Listed	UL listed to U.S. and Canadian safety standards
Positive Pressure	Meets ANSI/UL 10C, Positive Pressure Fire Test of Door Assemblies
Mechanical Options	Cylinder Options see page 11-12 16- 400 "T" shaped strike with strike box 20- 2-3/8" (60mm) backset. 2-3/4" (70mm) x 1" (25mm) wide front 28- 408 Flat lip strike ANSI A115.2 31- For 2-1/4" to 2-1/2" thick doors, centered in door prep, no paneling. 36- 6-Lobe security Head Screw 37- Spanner Head Screw 48- 488 Reinforced strike with 4 mounting screws and strike box
Finishes	03, 04, 09, 10, 10B, 10BE, 14, 15, 26, 26D, BSP, WSP For other finishes consult factory

480 Series Deadbolt

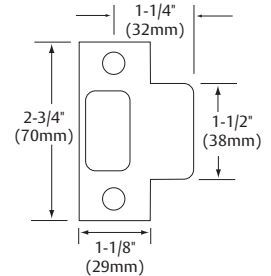
Inside Turn Lever



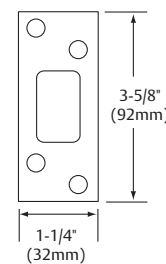
404 Strike (Standard)



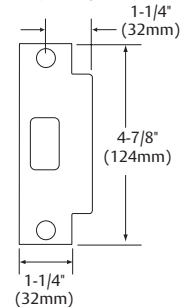
400 T-Shaped Strike (16- Option)



488 Reinforced Strike (48- Option)



408 Flat Lip Strike (28- Option)



Any retrofit or other field modification to a fire rated opening can potentially impact the fire rating of the opening, and Sargent Manufacturing Company makes no representations or warranties concerning what such impact may be in any specific situation. When retrofitting any portion of an existing fire rated opening, or specifying and installing a new fire-rated opening, please consult with a code specialist or local code official (Authority Having Jurisdiction) to ensure compliance with all applicable codes and ratings.

How To Order

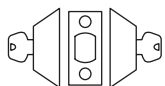
10-28-	487	26D
Options	Series x Function	Finish
Mechanical Options this page	484	03, 04, 09, 10, 10B, 10BE, 14, 15, 26, 26D, BSP, WSP
	485	
Cylinder Options Page 11-12	486	
	487	
	489	

Packaging — 480 Series

Approximate Shipping Weights	
2 lbs. (.9 kg)/Box	10 Boxes/Case

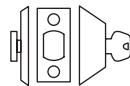
Functions * NOTE - Use only on rooms with more than one exit

*484 Double Cylinder



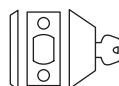
- Key from either side operates deadbolt
- ANSI E0141

485 Single Cylinder



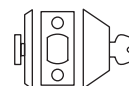
- Key outside operates deadbolt
- Thumb turn inside operates deadbolt
- ANSI E0151

*486 Single Cylinder



- Key outside operates deadbolt
- Blank plate by exposed screws inside. Minimum 1" (25mm) required between doors
- ANSI E0161

487 Classroom



- Key outside operates deadbolt
- Thumb turn inside retracts deadbolt, but will not project the deadbolt
- ANSI E0171

489 Exit



- Thumb turn inside operates deadbolt
- Blank outside plate