

Truck & Van Accents

VEHICLE ACCESSORIES

CATALOG
TV12A



SLIDERS



SUNROOFS



VAN AND CUSTOM WINDOWS



INTRODUCTION

Quality Built in the U.S.A

CRL Manufacturing is located in Vernon, California, just five minutes from the corporate headquarters of C.R. Laurence Company and ten minutes from downtown Los Angeles. In our 600,000 combined square foot facilities we build our automotive products under the most strict standards. CRL Manufacturing is a supplier of several Original Equipment Manufacturers, and many of the glass industry's major distributors.

We use progressive and certified ISO9001:2008 manufacturing processes to ensure that we give every product our full attention to detail. Being an ISO9001 Certified company reflects the commitment of our employees. That's your assurance that when you select a product made by CRL Manufacturing you have made the best possible choice.

Ask for Them by Name

The C.R. Laurence brand name means quality in the Automotive Window business. That's why so many major glass distributors, van converters, and installation facilities nationwide offer C.R. Laurence sliders, sunroofs, and van conversion windows to their customers. Our customers know that when they install a CRL product it's going to last the life of their customer's vehicle. They know that the installation will be fast and easy, reducing labor expense and their customer's waiting time. They know that the quality material and workmanship put into a CRL product virtually guarantees there won't be any "call-backs" or complaints to deal with. Finally, businesses know that the advanced design and styling techniques used by CRL has created a window they can be proud to install, and that their customers will find pleasing to the eye. They know all this because the C.R. Laurence name is on the product, and it represents quality throughout. So when it's time to choose a slider, sunroof or van window, ask for the brand name that means something in this industry, C.R. Laurence.



ISO 9001 Design • Engineering • Quality





C.R. Laurence Automotive Products is proud to provide you with our TV12A Truck and Van Accents Catalog. It's a showcase of the many fine products we manufacture to increase your motoring enjoyment.

Leadership

C.R. Laurence Company, Inc. has provided new and innovative automotive accessories for more than 40 years. CRL is recognized as the premier manufacturer of sliding rear windows, including the exclusive POWR-Slider, the original electric sliding rear window for pickup trucks. In 1988, Chevrolet began manufacturing trucks with bonded rear windows, completely changing the design and installation requirements of rear truck windows. CRL met the challenge and was the first to introduce bonded rear sliders, recognized as the industry's best. Since the introduction of bonded sliders, C.R. Laurence was also first to introduce sliders for many new trucks including the '94 Dodge Ram, the '94 Chevy/GMC 'S' Series, and the '97 Dodge Dakota. Following these successes, CRL introduced the cutting edge "All Glass Look" Slider for the '97 Ford F-150/F-250, featuring factory-like bolt-in installation and smooth, flush appearance.

TV12A CONTENTS:

TRUCK SLIDER INTRODUCTION	AC2-AC10
CHEVY/GMC SLIDERS AND SUNROOFS	AC11-AC17
FORD SLIDERS AND SUNROOFS	AC18-AC25
DODGE SLIDERS AND SUNROOFS	AC26-AC31
IMPORT SLIDERS	AC32-AC35
SPECIALTY SLIDERS	AC36
SLIDER SELECTION CHARTS	AC37-AC40
SLIDER PARTS	AC41
SIDE SLIDERS FOR SUV'S	AC42
SLIDER INSTALLATION SUPPLIES	AC43-AC45
TRUCK ACCESSORIES	AC46-AC47
VAN WINDOW INTRODUCTION	AC48-AC49
SPRINTER VAN WINDOWS	AC50-AC51
CHEVY/GMC VAN WINDOWS	AC52-AC59
FORD VAN WINDOWS	AC60-AC67
DODGE VAN WINDOWS	AC68-AC72
UNIVERSAL FLAT WINDOWS	AC73
UNIVERSAL BAY WINDOWS	AC74-AC75
VAN WINDOW SELECTION CHARTS	AC76-AC79
CAMPER/TRAILER/MOTORHOME WINDOWS	AC80-AC81
TRANSIT BUS AND SHUTTLE VAN WINDOWS	AC82-AC83
VAN ACCESSORIES	AC84
CRL/SFC SUNROOFS	AC85-AC96
INDEX OF PRODUCTS	INSIDE BACK COVER

Continuing Innovation

CRL's sliders for the 1999+ Chevy/GMC Silverado/Sierra were the first to feature the "Perfect Fit" flexible flange that molds to the body contours and guarantees a customer satisfied fit every time. CRL has expanded this new line of "Perfect Fit" sliders for Chevy/GMC, Ford, Dodge, Toyota, and Nissan.

CRL's latest addition of these popular models is the current model Dodge Ram 1500, with the self-centering frame that provides a flush fit to the cab. Just one more example of CRL's leadership in the slider industry.

Meeting the Needs of OEM's

CRL's ISO9001 certified manufacturing facilities has produced custom windows for major original equipment manufacturers such as General Motors, Ford, Toyota, Navistar, Peterbilt, Freightliner, Bombardier, and John Deere, and we can meet your custom window needs as well. CRL offers versatility in design, and progressive manufacturing processes to produce high quality windows in the shape, glass color, and operating functions that will enhance your vehicles. Our engineers have developed many innovative products, such as our Frameless "All Glass Look" Big Rig Cab Windows with crank-out ventilating panels. We will work with you to provide windows you will be proud to put your name on.



60+ YEARS OF TRUCK SLIDERS



C.R. Laurence is the only manufacturer to offer truck sliding windows to the industry for over 60 model years. We are proud to be the industry leader. Remaining on top of an ever-changing industry is a challenge, and CRL once again meets that challenge with exciting new products. CRL has taken our most popular sliders and created the "Perfect Fit" Flexible Flange Frame. The soft rubber flange of these sliders hugs the body of the vehicle, and guarantees a satisfied customer every time. This slider frame design also fits closer into the opening for that "Flush Glass" look. These new sliders are now available on the Chevy/GMC Silverado/Sierra and Colorado/Canyon, Dodge Ram and Dakota, the Ford F-Series, the Toyota Tundra and Tacoma, and Nissan Frontier and Titan. You can't be left out of the demand for the best sliders on the market. Offer CRL Sliders, and see the difference it makes to your customers.

CRL Traditional Framed Sliders

- **Exact Fit Frames**

Our slider frames are contoured to match the shape of the truck cab, model by model, make by make. Our Deluxe Sliders utilize contoured frames and molded curved glass to achieve a factory appearance.

- **Fade Away Silk Screen Glass Borders**

Some models have silk screened fade away borders to conceal interior trim and pinchweld areas, again to achieve a factory-installed appearance.

- **Vent Weather Guard**

Starting with '94+ Dodge Ram and '97+ Ford F-Series, this feature conceals and protects the interior headliner when the window is open.

- **No Exposed Weep Holes**

Now available on '97+ Ford F-Series Sliders, providing a smooth, sleek appearance.

- **Slimline Frame and Narrow Vertical Stiles**

Allow maximum glass area and increase rear-view visibility.

- **Choice of Three Glass Colors**

Clear, Light Tint, and Solar Privacy Glass is available on most models.

- **Two-Stage Glass Sliding Track**

Track design provides the smoothest sliding operation and reduces wind noise.

- **ABS Interior Trim Covers**

Specifically for '95-'97 Dodge Ram Extended Cab and '87-'96 Dodge Dakota Extended Cab Trucks.

- **Our Exclusive Self-Locking Latch**

Is now standard on all Tri-Vents, making opening and closing a one-finger operation.



*Ever Improving Quality and Features Make C.R. Laurence
Today's Choice for High-Quality Automotive Windows*



CRL "Perfect Fit" Low Profile Sliders

- Customer Satisfied Fit, Every Time
- Low Profile "Flush Glass" Look
- Soft Flexible Flange Hugs Body Contours
- Curved Glass Eliminates Reflection, and Follows Cab Contours



HOW FAR BACK DO WE GO?

1948	CHEVY/GMC	1986	MAZDA
1953	FORD	1979	MITSUBISHI
1963	INTERNATIONAL	1980	VOLKSWAGEN
1967	DATSUN, JEEP	1981	ISUZU
1972	DODGE	1986	NISSAN
1973	TOYOTA	2002	LINCOLN

CRL "All Glass Look" Sliders for Ford F-150/ F-250 1997 - 2003

- OEM-Style Appearance

No exposed frame for a factory-installed look.

- Installs Just Like the Factory Back Glass

Utilizes existing fasteners; bolts in just like original equipment.

- Curved Solar Glass Matches Body Contours
- Our Exclusive Self-Locking Latch

Makes opening and closing a one-finger operation.

- Narrow Stiles Allow Maximum Glass Area



CRL "PERFECT FIT" SLIDERS

Another First for CRL - Next Generation Truck Sliders for 2011 and Beyond

CRL has re-invigorated the truck slider market with our newest slider design. The "Perfect Fit" Slider with the Flexible Flange represents a huge step forward in truck slider design and function. Offering you a no-nonsense, trouble-free, customer satisfied fit every time.




CRL has "Perfect Fit" Sliders available now for the most popular models. Chevy Silverado and Colorado, GMC Sierra and Canyon, Ford F-Series, Dodge Ram and Dakota, Toyota Tundra and Tacoma, Nissan Titan and Frontier.



This design allows the bonding area of the frame to set further into the pinchweld area, with less projection on the exterior for that "flush glass look" everyone is asking for.

- **Available in Both Manual Tri-Vent and Electrically Operated POWR-Slider Models**

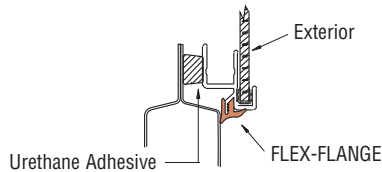




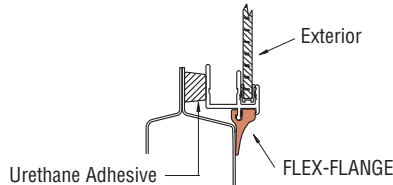
CRL "PERFECT FIT" SLIDERS

Sliders NOW

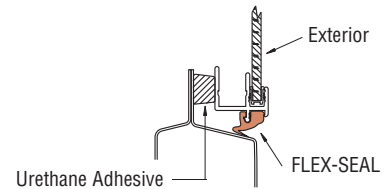
Flex-Flange Design for Chevy/GMC Silverado/Sierra, Chevy/GMC Colorado/Canyon, and Kodiak/TopKick



Flex-Flange Design for Dodge Ram and Dakota, Ford F-Series and Super Duty, Toyota Tundra and Tacoma, Nissan Titan and Frontier



Flex-Seal Self-Centering Frame Design for Dodge Ram Trucks



Not only has the exterior design of sliders been updated for the 21st Century, but CRL has also made installations easier. CRL has added bend-over tabs on the interior side of the frame for fast, easy alignment to the

pinchweld, and to hold the slider in place for the urethane bond to cure. This speeds up the installation time, and makes for a trouble-free installation. Another first from CRL, the leader in slider technology.

Sliders Then



If you follow the transition that truck sliders have made through the last 40 years it's hard to believe the changes. Today's truck sliders are a completely different product than their predecessors. The original slider was designed more for ventilation into non-air conditioned cabs than for style. These sliders had heavy aluminum frames, filler strips, and flat clear tempered glass. Wide vertical stiles and interlocks made these sliders look almost bulletproof. If you see a truck on the road today with one of these old sliders, you really notice the difference when compared

with current model sliders with their slim lines, smooth powder-coated frames and dark curved glass panels.

CRL has always been an innovator in truck sliders, leading the market in new designs, and offering the most complete line in the world. Innovation has brought the truck slider of yesterday to the 21st Century, and CRL carries the torch with the introduction of our new line of "Perfect Fit" Sliders.

• Choice of Glass Colors for Most Models

Check out our complete truck slider selection in the following pages and see for yourself why CRL Sliders should be asked for by name when you want the finest truck sliders available.



THE ORIGINAL

C.R. Lawrence™
AUTOMOTIVE PRODUCTS

FULL POWER TRUCK SLIDER



Quality

POWR-Slider is the top-of-the-line accessory for your pickup. Our exclusive electrically-operated rear sliding window is quality built in our Southern California manufacturing plant to precise specifications. The result is a product that delivers superior fit, operating ease, and long service life.



Safety, Convenience, Luxury

POWR-Slider offers the discriminating truck owner push-button convenience that lets you open or close your rear slider with a simple touch of a dash-mounted switch. No need to take your eyes off the road, or fumble with a latch behind your head, just touch the switch and POWR-Slider opens or closes quietly. POWR-Slider is designed to integrate beautifully with today's luxurious truck cab interiors, as if it were original equipment. The black finish aluminum frame fully surrounds dark tinted or solar privacy glass, and fits in the rear window opening without modifications to the cab interior.

*The Complete Selection
of POWR-Slider models
for Domestic and
Imported Pickups
is listed in our
**SLIDER APPLICATION
CHARTS***



POWR

ELECTRIC SLIDING REAR WINDOW

SLIDER

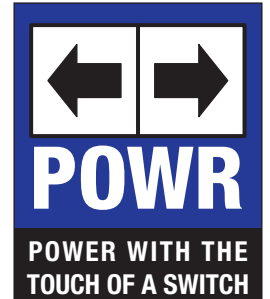
C.R. LAURENCE CO., INC.

PATENT NO. 4,920,698



Extended Cab Trucks

POWR-Slider is very popular with the owners of extended or crew cab pickups, who normally can't reach their rear slider from the driver's seat. POWR-Slider operates easily with one touch convenience, and you never have to leave your seat. What could be more convenient?



Selection

POWR-Slider is available in over 40 models to fit virtually all domestic and import pickups, some back to model year 1967. All models feature solar privacy glass to keep the sun off your back.



CRL TRI-VENT SLIDERS



- **Three Panel, Factory Style Manual Rear Slider**
- **Models to Fit Many Domestic and Import Pickups Using Bonded or Bolt-In Installation**
- **Choice of Up to Three Glass Colors**
- **Deluxe Models Have Curved Glass to Reduce Glare**
- **All Models Have Our Exclusive Self-Locking Latch**
- **"Perfect Fit" Flexible Flange Frames on Many Newer Models**



Tri-Vent's "factory-style" design and advanced features make it your best choice when you want a good-looking, quality-built slider. The low-profile slim line frame gives better rear sight lines than most other sliders. A variety of glass colors, including Solar Privacy, are available on most models. Our Deluxe Tri-Vents have compound curved glass to reduce glare, and silk screened edges to conceal the inner framework. All models have aluminum frames with state-of-the-art powder-coated polyester paint for a trouble-free, long-lasting finish. Another Tri-Vent feature is our exclusive Self-Locking Latch for quick and convenient one-hand locking of the slider.

CRL Tri-Vent is available for trucks with bonded or bolt-in rear windows. You can select a Tri-Vent for most domestic and import pickups. For a rear slider with better than factory quality style and function, insist on the Tri-Vent, manufactured only by C.R. Laurence.





CRL DUO-VENT SLIDERS



Traditional Four Panel Design



For the finest truck sliders available, turn to C.R. Laurence. Our Duo-Vent's traditional four-panel styling features fully contoured frames that contribute to its overall thin-profile appearance. Durable black painted frames, tempered glass, and a tight sealing weatherstrip design make this slider an excellent choice for domestic and import pickups.

- **Choice of Up to Three Glass Colors**

- **The 'Original' Four Panel Slider Design Gives the Widest Possible Opening**
- **Models for Both Domestic and Import Pickups**
- **Fully Contoured Black Finish Aluminum Frame With Tight Sealing Weatherstrip**
- **Gasket-Set and Bonded Models Have Tempered Glass and Locking Latches**



Clear Glass



Light Tint Glass



Solar Privacy Glass



- **Duo-Vents Are Available for Most Domestic and Import Pickups, Some Back to Model Year 1948**

CRL PICKUP TRUCK SLIDERS

Restore or Customize Your Special Truck and Show It Off!



- **A Variety of Sliders Unequaled in the World of Trucks**
Let's You Add Style and Ventilation to Your Favorite Ride

Truck owners like to dress up their trucks, and make them their own vision of the "perfect ride." Restoration of classic trucks is a hobby shared by truck enthusiasts and their families. Customizing late model trucks is popular among truck owners young and old. The business of building show trucks for the exhibition of parts and accessories has never been stronger. Everywhere you look, people are investing time and effort into their trucks.

One of the most popular and practical accessories for pickups is the sliding rear window, or 'slider'. With almost 200 different slider models to choose from, there's sure to be a CRL Slider for your favorite pickup. We make it easy for you to fix up your truck with a choice of four panel or three panel manual sliders, or POWR-Slider, the world's first electrically powered rear slider for pickup trucks.

In the following pages we'll show you the variety of CRL Sliders available for your truck. We've grouped them by manufacturer with important dimensions and information relating to cab styles, as well as a selection of glass colors for each slider model.

- **Proven Installation Methods and Expert Technical Assistance**

Just as important as being able to choose the right slider is the ability to install it with a minimum amount of 'hassle'. Our sliders install just like the factory back glass in almost every application. Our expert automotive engineers have spent years improving our sliders, making them the best available. And, we have people who can help make you an expert installer too.

- **Better and More Economical Than the Fixed Factory Glass**

One of the best reasons to install a CRL Slider is that they're more practical than a factory back glass. Compare the price of a fixed back glass from the dealer, and you'll find that dollar-for-dollar our sliders are a better deal. Just try to order a factory back glass for a classic older model pickup. Even if the dealer can find one it'll take time to get, and the price will more than likely be "out-of-this-world." We have a network of distribution warehouses, so more than likely, we can even ship the slider you need the same day you order it. Let the dealers try to match that!

- **Window Parts for Restoring Your Classic Truck**

- **We've Got More Than Just Sliders**

Rear window and windshield gaskets, side window channel and weatherstrips, plus door and window trim fasteners are also available from CRL. It's all part of our selection of items to help you restore your classic truck to "like new" condition.



Restored Classics



Show Trucks



Customized Late Model Trucks





The use of the original equipment manufacturer's emblems throughout this catalog is intended solely as a guide to product selection. It does not infer, and is not to be construed as, an affiliation between C.R. Laurence Company and these manufacturers, nor as an endorsement of their products.

CRL PICKUP TRUCK SLIDERS

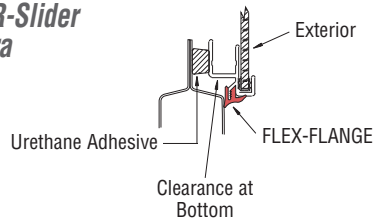


General Motors follows decades of tremendous success in trucks with their full size Chevy Silverado and GMC Sierra pickups. With more power, plus better-than-ever features and styling, they are very popular with truck owners. GM's Colorado/Canyon Trucks continue their popularity as well with owners of mid-size trucks; but as good as they are, CRL has sliders to make them even better!

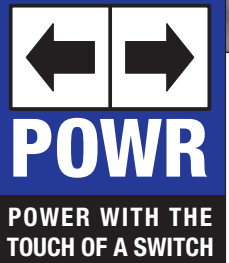
CRL has a complete selection of sliders for GM trucks from 1948 to the present model year. On the next pages you'll see our complete selection of rear sliders, including Duo-Vents, Tri-Vents, and our exclusive POWR-Slider, the world's first electrically-powered rear slider for GM's current models. Best of all, CRL produces the "Perfect Fit" Slider, with its flexible flange for a gap free fit for both the Silverado/Sierra and Colorado/Canyon models.



**"Perfect Fit" POWR-Slider
for Silverado/Sierra**



FRAME CROSS SECTION



- **Whichever Chevy or GMC Your Customers Drive, CRL has Just the Right Slider**



"Perfect Fit" Tri-Vent

CRL PICKUP TRUCK SLIDERS

The use of the original equipment manufacturer's emblems throughout this catalog is intended solely as a guide to product selection. It does not infer, and is not to be construed as, an affiliation between C.R. Laurence Company and these manufacturers, nor as an endorsement of their products.



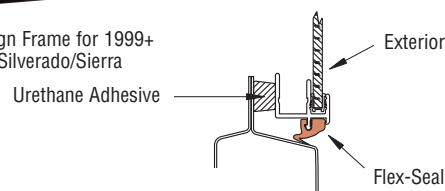
CRL "Perfect Fit" Sliders for 1999+ Chevy/GMC Silverado/Sierra

• Deluxe Curved Glass

Perfect Fit Sliders are available in both manual Tri-Vent and Electric POWR-Slider models for current Chevy/GMC full-size and mid-size trucks. Contoured extruded frames with Flex-Flange technology, silk screened curved glass, and our Exclusive Self-Locking Latch (on Tri-Vent models) are features that make CRL Sliders for Chevy/GMC trucks the best you can install.



Flex-Flange Design Frame for 1999+ Chevy/GMC Silverado/Sierra



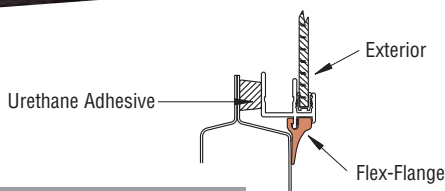
1999+ CHEVY/GMC SILVERADO/SIERRA

CAT. NO.	MODEL	GLASS
EPC899S	Perfect Fit POWR-Slider	Solar Privacy
ECT899S	Perfect Fit Tri-Vent	Solar Privacy
ECT899LT	Perfect Fit Tri-Vent	Light Tint
ECT899B	Perfect Fit Tri-Vent	Clear

Minimum order: 1 each.



Flex-Flange Design for 1999+ Chevy/GMC "S" Series



CRL "Perfect Fit" Sliders for '94 - '03 Chevy/GMC "S" Series and 2004+ Colorado/Canyon

• Available in Both Manual Tri-Vent and Electrically Operated POWR-Slider Models

1994 TO 2003 CHEVY/GMC "S" SERIES

CAT. NO.	MODEL	GLASS
EPC894S	Perfect Fit POWR-Slider	Solar Privacy
ECT894S	Perfect Fit Tri-Vent	Solar Privacy
ECT894LT	Perfect Fit Tri-Vent	Light Tint
ECT894B	Perfect Fit Tri-Vent	Clear

Minimum order: 1 each.

2004+ CHEVY/GMC COLORADO/CANYON

CAT. NO.	MODEL	GLASS
EPC804S	Perfect Fit POWR-Slider	Solar Privacy
ECT804S	Perfect Fit Tri-Vent	Solar Privacy
ECT804LT	Perfect Fit Tri-Vent	Light Tint
ECT804B	Perfect Fit Tri-Vent	Clear

Minimum order: 1 each.





The use of the original equipment manufacturer's emblems throughout this catalog is intended solely as a guide to product selection. It does not infer, and is not to be construed as, an affiliation between C.R. Laurence Company and these manufacturers, nor as an endorsement of their products.

CRL PICKUP TRUCK SLIDERS



CRL Sliders for Chevy/GMC '88 - '00 'C/K' Pickups

The 880 Series was our original bonded slider, designed to fit the restyled 'C/K' Pickups introduced by General Motors for model year 1988. A departure from the traditional gasket-set sliders of the past, the 880 Series forced installers to learn a whole new process for removing and replacing the back glass in pickups. CRL makes Duo-Vents, Tri-Vents, and our exclusive POWR-Slider for these popular 'C/K' pickups. All feature black powder-coated aluminum frames contoured to fit the 'C/K' perfectly. For the largest opening possible, select our four panel Duo-Vent. Our Tri-Vent Slider has the exclusive Self-Locking Latch for one-handed convenience and the security of positive closure every time. And for the ultimate in convenience, especially in extended cabs, choose the POWR-Slider. Just a touch of the dash-mounted switch operates the quiet Micro-Drive Motor to open or close the unit. There's nothing else like it for your 'C/K' truck.



- The Original Bonded Sliders
- Five Models to Choose From



Three Panel Tri-Vent or Electric POWR-Slider



Four Panel Duo-Vent

- Up to Three Glass Colors
- Exclusive Self-Locking Latch on Tri-Vents
- Powder-Coated Frames

'88 - '00 CHEVY/GMC 'C/K' SLIDERS

CAT. NO.	MODEL	GLASS
EDV880B	Four Panel Duo-Vent	Clear
EDV880LT	Four Panel Duo-Vent	Light Tint
EDV880S	Four Panel Duo-Vent	Solar Privacy
ETRV880S	Three Panel Tri-Vent	Solar Privacy
EPS880	Three Panel POWR-Slider	Solar Privacy

Minimum order: 1 each.



The use of the original equipment manufacturer's emblems throughout this catalog is intended solely as a guide to product selection. It does not infer, and is not to be construed as, an affiliation between C.R. Laurence Company and these manufacturers, nor as an endorsement of their products.



CRL PICKUP TRUCK SLIDERS

CRL Duo-Vents, Tri-Vents and POWR-Sliders for New and Older Model Chevy/GMC Pickups



General Motors pickups have changed a lot since the "good old days". Aero styling, air conditioning, and three and four-door options have transformed the old Chevy and GMC pickups. Thanks to CRL, truck rear sliding windows have kept pace!

Our POWR-Slider is the top selling accessory with owners of extended or crew cab trucks. If you desire to operate the slider while the truck is in motion, our POWR-Slider provides finger tip control with the touch of a button. Tri-Vent is a perfect match for the truck owner desiring the greatest visibility with low profile factory styling. The traditional Duo-Vent slider remains a popular choice for owners who want the widest possible opening. Whether your choice is a POWR-Slider, Tri-Vent or Duo-Vent, you can be sure that you're investing in a quality product that will provide motoring enjoyment.


POWR-Slider

- Automatically Locks in Position When You Release the Switch
- Slim Line Three Panel Design
- Quiet and Fast Micro Drive Motor
- Solar Privacy Glass
- "Perfect Fit" Frame With Flexible Flange on Selected Models



Tri-Vent

- Original Equipment Three Panel Design
- Up to Three Glass Color Choices
- "Perfect Fit" Frame With Flexible Flange on Selected Models
- Exclusive Self-Locking Latch
- Slim Line Frame Provides Greatest Visibility



Duo-Vent

- Classic Four Panel Design With the Largest Pass Through Opening
- Up to Three Glass Color Options on Some Models
- Metal Locking Latches for Security





The use of the original equipment manufacturer's emblems throughout this catalog is intended solely as a guide to product selection. It does not infer, and is not to be construed as, an affiliation between C.R. Laurence Company and these manufacturers, nor as an endorsement of their products.

CRL PICKUP TRUCK SLIDERS



POWR-Slider

- The Original Electric Powered Slider

Tri-Vent

- Original Equipment Three Panel Design
- Up to Three Glass Color Choices



CHEVY/GMC TRI-VENT AND POWR-SLIDER APPLICATION CHART

BODY TYPE & INSTALLATION	YEARS	MODEL	DIMENSIONS (W X H)	CLEAR	TRI-VENT LIGHT TINT	SOLAR PRIVACY	POWR-SLIDER	REPLACEMENT REAR GASKET
Full/Gasket	'67-'72	Standard Cab	58-7/8" x 13-15/16"	—	—	—	PS100S	WBL1092
Full/Gasket	'73-'87	Older 'C/K'	62-3/4" x 14-1/2"	—	—	—	PS850S	WBL1135
Mid/Gasket	'82-'93	'S' Series	52-13/16" x 13-15/16"	—	—	—	PS875S	WBL6425
Full/Gasket	'88-'92	'R/V'	62-3/4" x 14-1/2"	—	—	—	PS850S	WBL1135
Full/Bonded	'88-'00	'C/K'	64-1/8" x 18-1/2"	—	—	ETRV880S	EPS880S	—
Mid/Bonded	'94-'03	'S' Series	55-13/16" x 15-3/4"	ECT894B△□	ECT894LT△□	ECT894S△□	EPC894S△□	—
Mid/Bonded	'04+	Colorado/Canyon	54" x 13-11/16"	ECT804B△□	ECT804LT△□	ECT804S△□	EPC804S△□	—
Full/Bonded	'99+	Silverado/Sierra	64-3/4" x 18-1/8"	ECT899B△□	ECT899LT△□	ECT899S△□	EPC899S△□	—
Full/Bonded	'03-'09	Kodiak/Top Kick	53-1/2" x 22"	—	—	ETRV877S □	EPS877S □	—

Duo-Vent

- Classic Four Panel Design



CHEVY/GMC DUO-VENT SLIDER APPLICATION CHART

BODY TYPE & INSTALLATION	YEARS	MODEL	DIMENSIONS (W X H)	CLEAR	DUO-VENT LIGHT TINT	SOLAR PRIVACY	REPLACEMENT REAR GASKET
Full/Gasket	'48-'55	Standard Cab	31-1/8" x 10-3/8"	—	—	TSW1829S	WKT4266
Full/Gasket	'55-1/2-'59	Standard Cab	35" x 10-5/8"	—	—	TSW1835S	WKT4266
Full/Gasket	'60-'66	Small Window	36-7/8" x 9-7/8"	TSW1816	—	—	WKT4266
Full/Gasket	'60-'66	Custom Cab	60-1/2" x 14-3/4"	TSW1825	—	—	WKT6266
Full/Gasket	'67-'72	Small Window	41-1/8" x 11"	TSW1832	—	—	WBL1091
Full/Gasket	'67-'72	Standard Cab	58-7/8" x 13-15/16"	TSW100B	TSW100LT	TSW100S	WBL1092
Mid/Butyl	'68-'72	El Camino/Sprint	55-1/4" x 14-11/16"	—	TSW1823T	—	—
Full/Gasket	'73-'87	Older 'C/K' Cab	62-3/4" x 14-1/2"	TSW850B	TSW850LT	TSW850S	WBL1135
Mini/Gasket	'81-'83	Luv	46-3/4" x 12-1/4"	—	TSW575LT	—	—
Mid/Gasket	'82-'93	'S' Series	52-13/16" x 13-15/16"	TSW875B	TSW875LT	TSW875S	WBL6425
Full/Gasket	'88-'92	'R/V' Cab	62-3/4" x 14-1/2"	TSW850B	TSW850LT	TSW850S	WBL1135
Full/Bonded	'88-'00	'C/K' Cab	64-1/8" x 18-1/2"	EDV880B	EDV880LT	EDV880S	—

CRL SLIDER INSTALLATION

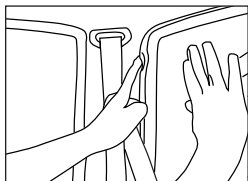
The use of the original equipment manufacturer's emblems throughout this catalog is intended solely as a guide to product selection. It does not infer, and is not to be construed as, an affiliation between C.R. Laurence Company and these manufacturers, nor as an endorsement of their products.




CRL Slider Installation is Easier Than You Might Think



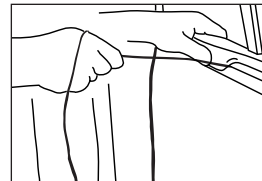
Gasket Installed Rear Glass



- Push Out Rear Glass and Gasket
- Clean Pinch Weld Area Before Re-Installing Gasket



- Install Gasket Around Slider
- Insert 1/8" Nylon Rope in Gasket Channel



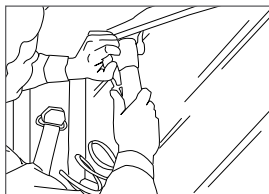
- Fit Slider Into Opening
- Pull Rope Ends to Lift Lip of Gasket Over Pinch Weld

CHEVY/GMC DUO-VENT SLIDER APPLICATION CHART

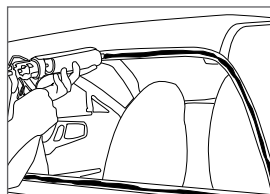
BODY TYPE & INSTALLATION	YEARS	MODEL	FOUR PANEL DUO-VENT CLEAR	FOUR PANEL DUO-VENT LIGHT TINT	SOLAR PRIVACY	POWR-SLIDER SOLAR
Full/Gasket	'48-'55	Standard Cab	—	—	TSW1829S	—
Full/Gasket	'55-1/2-'59	Standard Cab	—	—	TSW1835S	—
Full/Gasket	'60-'66	Small Window	TSW1816	—	—	—
Full/Gasket	'60-'66	Custom Cab	TSW1825	—	—	—
Full/Gasket	'67-'72	Small Window	TSW1832	—	—	—
Full/Gasket	'67-'72	Standard Cab	TSW100B	TSW100LT	TSW100S	PS100S
Mid/Butyl	'68-'72	El Camino/Sprint	—	TSW1823T	—	—
Full/Gasket	'73-'87	Older 'C/K' Cab	TSW850B	TSW850LT	TSW850S	PS850S
Mini/Gasket	'81-'83	Luv	—	TSW575LT	—	—
Mid/Gasket	'82-'93	'S' Series	TSW875B	TSW875LT	TSW875S	PS875S
Full/Gasket	'88-'92	'R/V' Cab	TSW850B	TSW850LT	TSW850S	PS850S

Minimum order: 1 each.

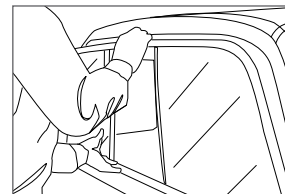
Bonded Rear Glass



- Remove Rear Glass Using Power Cut-Out Tool
- Trim Existing Urethane Bead



- Dry-Fit Slider to Check for Proper Fit
- Prep Cab and Prime Frame With Appropriate Urethane Primer
- Apply New Bead of Urethane



- Place Slider Into Opening, Then Install Clips or Bend Tabs

CHEVY/GMC TRI-VENT AND POWR-SLIDER APPLICATION CHART

BODY TYPE & INSTALLATION	YEARS	MODEL	FOUR PANEL DUO-VENT CLEAR	FOUR PANEL DUO-VENT LIGHT TINT	SOLAR PRIVACY	THREE PANEL TRI-VENT CLEAR	THREE PANEL TRI-VENT LIGHT TINT	SOLAR PRIVACY	POWR-SLIDER SOLAR
Full/Bonded	'88-'00	'C/K' Cab	EDV880B	EDV880LT	EDV880S	—	—	ETRV880S	EPS880S
Mid/Bonded	'94-'03	'S' Series	—	—	—	ECT894B △ □	ECT894LT △ □	ECT894S △ □	EPC894S △ □
Full/Bonded	'99+	Silverado/Sierra	—	—	—	ECT899B △ □	ECT899LT △ □	ECT899S △ □	EPC899S △ □
Mid/Bonded	'04+	Colorado/Canyon	—	—	—	ECT804B △ □	ECT804LT △ □	ECT804S △ □	EPC804S △ □
Full/Bonded	'03-'09	Kodiak/Top Kick	—	—	—	—	—	ETRV877S □	EPS877S □

Minimum order: 1 each. △ Curved Glass Slider. □ "Perfect Fit" Flexible Flange.



The use of the original equipment manufacturer's emblems throughout this catalog is intended solely as a guide to product selection. It does not infer, and is not to be construed as, an affiliation between C.R. Laurence Company and these manufacturers, nor as an endorsement of their products.



CRL PICKUP TRUCK SUNROOFS

SFC/CRL Manual Pop-Up Sunroofs

- **Factory Style Low Profile Aluminum Frame**
- **Long Lasting Powder-Coat Paint**
- **Dark 92% High Performance Glass is Easy to Remove and Replace**



AutoPort



NewPort



Genesis



CAT. NO.	MODEL	SIZE	GLASS	TRIM RING
AP1530B5H	AutoPort	15" x 30"	Solar Hi-Performance	Universal
AP1530B6H	AutoPort	15" x 30"	Solar Hi-Performance	Molded
AP1735B5H	AutoPort	17" x 35"	Solar Hi-Performance	Universal
AP1735B6H	AutoPort	17" x 35"	Solar Hi-Performance	Molded
NP1636B5H	NewPort	16" x 36"	Solar Hi-Performance	Universal
NP1636B6H	NewPort	16" x 36"	Solar Hi-Performance	Molded
NP2238B5H	NewPort	22" x 38"	Solar Hi-Performance	Universal
NP2238B6H	NewPort	22" x 38"	Solar Hi-Performance	Molded
GS1528BH	Genesis	15" x 28"	Solar Hi-Performance	Universal
GS1732BH	Genesis	17" x 32"	Solar Hi-Performance	Universal
GS2032BH	Genesis	20" x 32"	Solar Hi-Performance	Universal


Minimum order: 1 each.

CRL Electric Spoiler Sunroofs

- **Quiet Electric Opening Mechanism**
- **Built-in Variolite® Sunshade for ES500**
- **Includes Retractable Sunshade for ES100 and ES300**
- **Interior Trim is Paintable**



- **Large Glass Opening**



Variolite® Sunshade in full open position.



Variolite® Sunshade shown closed.

CAT. NO.	SUNSHADE	SIZE	GLASS	TRIM RING
ES100	Included	18" x 31"	Solar Privacy	Molded
ES300	Included	20" x 32"	Solar Privacy	Molded
ES500	Integrated Variolite®	20" x 32"	Solar Privacy	Molded

Minimum order: 1 each.

FORD

CRL PICKUP TRUCK SLIDERS

The use of the original equipment manufacturer's emblems throughout this catalog is intended solely as a guide to product selection. It does not infer, and is not to be construed as, an affiliation between C.R. Laurence Company and these manufacturers, nor as an endorsement of their products.



Ford Motor Company continues its decades-long leadership in pickups with the current-generation F-150, the largest-selling model in the country. C.R. Laurence keeps right up with an exciting selection of sliders for Ford's great trucks.

Check out our complete selection of sliders for Ford pickups, including our three-panel Tri-Vents and POWR-Slider, the world's first electric powered rear slider. From 1953 to the present, CRL has the sliders that every Ford needs.



*2004+
Ford F-150
POWR-Slider*



*2008+
Super-Duty
with Bonded
Tri-Vent*

*1997 - 2003
Ford F-150/F-250
"All Glass Look" Tri-Vent*





The use of the original equipment manufacturer's emblems throughout this catalog is intended solely as a guide to product selection. It does not infer, and is not to be construed as, an affiliation between C.R. Laurence Company and these manufacturers, nor as an endorsement of their products.

CRL PICKUP TRUCK SLIDERS

Ford's F-Series trucks are the top sellers, and C.R. Laurence keeps pace with smooth, sleek "All Glass Look" Sliders for '97-'03 F-150 and F-250 Regular Duty models. Features such as no visible frame around the window, curved glass in three color choices, and just-like-factory bolt-in installation set this slider apart from the rest!

CRL Sliders for the 2004+ F-150, and 2008+ Super Duty models also offer the latest features, such as deluxe curved glass. Our Self-Locking Latch, exclusive to CRL Tri-Vents, allows easy, one-hand opening and closing, while our POWR-Slider offers the convenience and safety of one touch electric-powered operation. Our traditionally styled four-panel Duo-Vents offer the largest possible opening, and come in models to fit most popular full size and mid-size Ford pickups.

Ford POWR-Slider



Ford 3-Panel Tri-Vent



Ford 4-Panel Duo-Vent



CRL PICKUP TRUCK SLIDERS

The use of the original equipment manufacturer's emblems throughout this catalog is intended solely as a guide to product selection. It does not infer, and is not to be construed as, an affiliation between C.R. Laurence Company and these manufacturers, nor as an endorsement of their products.



CRL Sliders for Ford '97-'03 F-150 and F-250

- Popular Tri-Vent Model with OEM-Style Appearance
- Installs Just Like the Factory Backglass
- Curved Glass Matches Body Contours
- Close-Fitting Tolerance Ensures "Gap Free" Fit

These F-Series trucks have a lot to offer, and our Bolt-in Slider does too! CRL's F-Series Slider offers an "All Glass Look" with no visible frame around the window. Features include curved glass technology, black silk screen frit edges, and our exclusive Self-Locking Latch for convenient one-hand operation. This model installs just like the original factory backglass!

For the ultimate in luxury and convenience, choose POWR-Slider, with its dashboard-mounted switch and smooth, quiet Micro-Drive motor. POWR-Slider is the perfect complement to today's trucks. There is nothing else like it!



"All Glass Look" With Bolt-In Installation



'97-'03 FORD F-150 AND F-250 SLIDERS

CAT. NO.	MODEL	GLASS
EPC990S	Deluxe POWR-Slider	Solar Privacy
ECT990S	Deluxe Tri-Vent	Solar Privacy
ECT990LT	Deluxe Tri-Vent	Light Tint
ECT990B	Deluxe Tri-Vent	Clear

Minimum order: 1 each. Also fits 2002 Lincoln Blackwood.

CRL Sliders for Ford 2004+ Ford F-150 Pickups

- Fully Contoured "Perfect Fit" Frame Fits Cab Without Modifications
- Deluxe Curved Glass

"Perfect Fit" Sliders for the new Ford F-150 have the exclusive Flexible Flange that provides a customer satisfied fit every time. The flexible soft rubber flange hugs the contours of the body, conceals the weep holes, and helps to reduce road noise. Look for faster installations of CRL Sliders with our bolt-in frame, just like OEM.

'04+ FORD F-150 SLIDERS

CAT. NO.	MODEL	GLASS
EPC994S	Deluxe POWR-Slider	Solar Privacy
ECT994S	Deluxe Tri-Vent	Solar Privacy
ECT994LT	Deluxe Tri-Vent	Light Tint

Minimum order: 1 each. Also fits 2006-2008 Lincoln Mark LT.






The use of the original equipment manufacturer's emblems throughout this catalog is intended solely as a guide to product selection. It does not infer, and is not to be construed as, an affiliation between C.R. Laurence Company and these manufacturers, nor as an endorsement of their products.

CRL PICKUP TRUCK SLIDERS

CRL Sliders for Ford '99+ F-250 / F-350 / F-450 / F-550 Super Duty Trucks

- **The BIG Back Sliders Made Exclusively for Super Duty Ford Trucks**
- **Available in Both Manual Tri-Vent and Electric POWR-Slider Models**
- **Fits Cab Without Modifications**
- **Curved Solar Privacy Glass**

The '99+ Ford F-250/F-350/F-450/F-550 Super Duty Trucks have the largest backglass of any domestic or import pickup, and CRL has the perfect sliders to replace the OEM glass. Both our Deluxe Tri-Vent and POWR-Slider feature curved solar privacy glass surrounded by a black finish frame that fits without modifications. The manual Tri-Vent has our exclusive Self-Locking Latch, while the famous POWR-Slider features electrically-powered operation. **Note:** Factory Slider Replacement for model years '99 - '07 requires new gasket. Specify Cat. No. WBL450. For model years '08+, urethanes and primers are required for install.



- **Exclusive Self-Locking Latch on Deluxe Tri-Vent**



'99-'07 FORD SUPER DUTY SLIDERS

CAT. NO.	MODEL	GLASS
PSC998S*	Deluxe POWR-Slider	Solar Privacy
TRC998S	Deluxe Tri-Vent	Solar Privacy

Minimum order: 1 each. *NOTE: Gasket included.

'08+ FORD SUPER DUTY SLIDERS

CAT. NO.	MODEL	GLASS
EPC208SΔ	Deluxe POWR-Slider	Solar Privacy
ECT208SΔ	Deluxe Tri-Vent	Solar Privacy

Minimum order: 1 each. Δ Urethane and Primer must be ordered separately.



CRL PICKUP TRUCK SLIDERS

The use of the original equipment manufacturer's emblems throughout this catalog is intended solely as a guide to product selection. It does not infer, and is not to be construed as, an affiliation between C.R. Laurence Company and these manufacturers, nor as an endorsement of their products.



CRL Sliders for Ford '97-'98 F-250 and F-350 Heavy-Duty Trucks

- Manual Duo-Vent and Electric POWR-Slider
- Up to Three Glass Colors
- Powder-Coated Frames
- Easy Gasket Set Installation



Four Panel Duo-Vent

'97-'98 FORD F-250/F-350 HEAVY-DUTY SLIDERS

CAT. NO.	MODEL	GLASS
PS950S	Three Panel POWR-Slider	Solar Privacy
TSW950S	Four Panel Duo-Vent	Solar Privacy
TSW950LT	Four Panel Duo-Vent	Light Tint
TSW950B	Four Panel Duo-Vent	Clear

Minimum order: 1 each.

The 1997-98 Ford F-250/F-350 Heavy-Duty Trucks have several sliders to choose from. CRL makes Duo-Vents and our exclusive POWR-Slider for this model. The black powder-coated frames have full weatherstripping to protect the interior from the harsh elements outside. For the ultimate in luxury (and an absolute must with an extended cab) choose the CRL POWR-Slider. With its dashboard-mounted switch and smooth, quiet Micro-Drive Motor, the POWR-Slider is the perfect complement to this popular Ford truck. There is nothing else like it!

CRL OEM Sliders for 1973-1976 Ford F-Series and 1983-1997 Ranger Standard Cab

- OEM Style and Fit
- Quick Installation
- Gaskets Included

CRL also stocks OEM slider replacements for the 1973-1996 Ford F-Series and 1983-1997 Ford Ranger. These sliders are provided pre-installed in the gasket. Just pull them from the box and rope them in. Quick and easy. NAGS® numbers are provided for easy reference.



1983-1997 RANGER STANDARD CAB AND 1994-1997 MAZDA STANDARD CAB

CAT. NO.	NAGS NUMBER	GLASS COLOR
7140EP	DB08400YP1CRL	Solar (Dark Tint)
7140ET	DB08400GT1CRL	Green Tint

Minimum order: 1 each.

1973-1996 FORD F-SERIES

CAT. NO.	NAGS NUMBER	GLASS COLOR
7130EP	DB08399YP1CRL	Solar (Dark Tint)
7130ET	DB08399GT1CRL	Green Tint

Minimum order: 1 each.



The use of the original equipment manufacturer's emblems throughout this catalog is intended solely as a guide to product selection. It does not infer, and is not to be construed as, an affiliation between C.R. Laurence Company and these manufacturers, nor as an endorsement of their products.

CRL PICKUP TRUCK SLIDERS

CRL Sliders for Ford



POWR-Slider

- The Original Electric Slider With Push Button Control



Tri-Vent

- Original Equipment Three Panel Design
- Exclusive Self-Locking Latch



Duo-Vent

- Classic Four Panel Design With the Largest Opening



FORD POWR-SLIDER AND TRI-VENT APPLICATION CHART

BODY TYPE & INSTALLATION	YEARS	MODEL	DIMENSIONS (W X H)	CLEAR	TRI-VENT LIGHT TINT	SOLAR PRIVACY	POWR-SLIDER	REPLACEMENT REAR GASKET
Full/Gasket	'73-'96	F-Series	59-3/8" x 17"	—	—	—	PS950S	WBL1158
Mid/Bonded	'86-'97	Ranger Super	53" x 17-13/16"	—	ETRV965LT	ETRV965S	EPS965S	—
Full/Bolt-In	'97-'03	F-150/F-250 □	58-7/8" x 18-1/4"	ECT990B	ECT990LT	ECT990S	EPC990S	—
Full/Gasket	'97-'98	F-250/F-350 HD	59-3/8" x 17"	—	—	—	PS950S	WBL1158
Mid/Bonded	'98+	Ranger 2DR	53" x 17-13/16"	—	ETRV965LT	ETRV965S	EPS965S	—
Mid/Bonded	'99+	Ranger 4DR	53" x 17-13/16"	—	ETRV965LT	ETRV965S	EPS965SQ	—
Full/Gasket	'99-'07	F-Series SD	64-5/8" x 18-1/2"	—	—	TRC998S	PSC998S	WBL450*
Full/Bolt-In	'04+	F-150	63-1/2" x 16-7/8"	—	ECT994LT	ECT994S	EPC994S	—
Full/Bonded	'08+	F-Series SD	65" x 18-3/8"	—	—	ECT208S	EPC208S	—


*Supplied with PSC998S.

FORD DUO-VENT SLIDER APPLICATION CHART

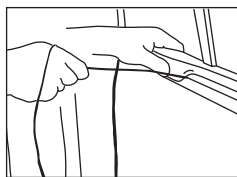
BODY TYPE & INSTALLATION	YEARS	MODEL	DIMENSIONS (W X H)	CLEAR	DUO-VENT LIGHT TINT	SOLAR PRIVACY	REPLACEMENT REAR GASKET
Full/Gasket	'53-'56	All	50-1/4" x 11"	—	—	TSW1826S	WBL1103
Full/Gasket	'57-'60	All	44-3/4" x 11"	TSW1827	—	—	—
Full/Gasket	'61-'66	All	49-13/16" x 13-11/16"	TSW1450	—	—	WBL1052
Full/Gasket	'67-'72	All	55-5/16" x 13-3/16"	TSW200B	TSW200LT	TSW200S	WBL1089
Full/Gasket	'73-'96	F-Series	59-3/8" x 17"	TSW950B	TSW950LT	TSW950S	WBL1158
OEM Replacement	'73-'96	F-Series	59-3/8" x 17"	—	7130ET	7130EP	PROVIDED
OEM Replacement	'83-'97	Ranger	49" x 14-3/8"	—	7140ET	7140EP	PROVIDED
Mid/Gasket	'83-'97	Ranger Std.	49" x 14-3/8"	TSW1200B	TSW1200LT	TSW1200S	WBL1163
Mid/Bonded	'86-'97	Ranger Super	53" x 17-13/16"	EDV965B	—	EDV965S	—
Full/Gasket	'97-'98	F-250/F-350 HD	59-3/8" x 17"	TSW950B	TSW950LT	TSW950S	WBL1158
Mid/Bonded	'98+	All Ranger	53" x 17-13/16"	EDV965B	—	EDV965S	—

CRL EASY TRUCK SLIDER INSTALLATION

Gasket Installed Rear Glass



- Push Out Rear Glass and Gasket
- Clean Pinch Weld Area Before Re-Installing Gasket
- Install Gasket Around Slider



- Insert 1/8" Nylon Rope in Gasket Channel
- Fit Slider Into Opening
- Pull Rope Ends to Lift Lip of Gasket Over Pinch Weld



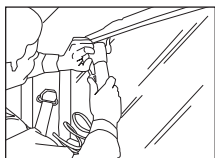
The use of the original equipment manufacturer's emblems throughout this catalog is intended solely as a guide to product selection. It does not infer, and is not to be construed as, an affiliation between C.R. Laurence Company and these manufacturers, nor as an endorsement of their products.

FORD - VARIOUS MODELS 1953 TO CURRENT

BODY TYPE & INSTALLATION	YEARS	MODEL	DIMENSIONS (W X H)	CLEAR	FOUR PANEL DUO-VENT LIGHT TINT	SOLAR PRIVACY	POWR-SLIDER SOLAR
Full/Gasket	'53-'56	All	50-1/4" x 11"	—	—	TSW1826S	—
Full/Gasket	'57-'60	All	44-3/4" x 11"	TSW1827	—	—	—
Full/Gasket	'61-'66	All	49-13/16" x 13-11/16"	TSW1450	—	—	—
Full/Gasket	'67-'72	All	55-5/16" x 13-3/16"	TSW200B	TSW200LT	TSW200S	—
Full/Gasket	'73-'96	F-Series	59-3/8" x 17"	TSW950B	TSW950LT	TSW950S	PS950S
OEM Replacement	'73-'96	F-Series	59-3/8" x 17"	—	7130ET	7130EP	—
OEM Replacement	'83-'97	Ranger	49" x 14-3/8"	—	7140ET	7140EP	—
Mid/Gasket	'83-'97	Ranger	49" x 14-3/8"	TSW1200B	TSW1200LT	TSW1200S	—
Full/Gasket	'97-'98	F-250/F-350 HD	59-3/8" x 17"	TSW950B	TSW950LT	TSW950S	PS950S
BODY TYPE & INSTALLATION	YEARS	MODEL	DIMENSIONS (W X H)	CLEAR	THREE PANEL TRI-VENT LIGHT TINT	SOLAR PRIVACY	POWR-SLIDER
Full/Gasket	'73-'96	F-Series	59-3/8" x 17"	—	—	—	PS950S
Full/Gasket	'97-'98	F-250/F-350 HD	59-3/8" x 17"	—	—	—	PS950S
Full/Gasket	'99+	F-Series SD	64-5/8" x 18-1/2"	—	—	TRC998S	PSC998S*

Minimum order: 1 each. *This POWR-Slider comes with a WBL450 Gasket.

Bonded Rear Glass



- Remove Rear Glass Using Power Cut-Out Tool
- Trim Existing Urethane Bead
- Dry-Fit Slider to Check for Proper Fit



- Prep Cab and Prime Frame With Appropriate Urethane Primer
- Apply New Bead of Urethane
- Place Slider Into Opening, Then Install Clips or Bend Tabs

FORD '86+ RANGER

BODY TYPE & INSTALLATION	YEARS	MODEL	DIMENSIONS (W X H)	CLEAR	FOUR PANEL DUO-VENT LIGHT TINT	SOLAR PRIVACY	POWR-SLIDER
Mid/Bonded	'86-'97	Ranger Super	53" x 17-13/16"	EDV965B	—	EDV965S	—
Mid/Bonded	'98+	Ranger 2 DR	53" x 17-13/16"	EDV965B	—	EDV965S	—
Mid/Bonded	'99+	Ranger 4 DR	53" x 17-13/16"	EDV965B	—	EDV965S	—
BODY TYPE & INSTALLATION	YEARS	MODEL	DIMENSIONS (W X H)	CLEAR	THREE PANEL TRI-VENT LIGHT TINT	SOLAR PRIVACY	POWR-SLIDER SOLAR
Mid/Bonded	'86-'97	Ranger Super	53" x 17-13/16"	—	ETRV965LT	ETRV965S	EPS965S
Mid/Bonded	'98+	Ranger 2 DR	53" x 17-13/16"	—	ETRV965LT	ETRV965S	EPS965S
Mid/Bonded	'99+	Ranger 4 DR	53" x 17-13/16"	—	ETRV965LT	ETRV965S	EPS965SQ

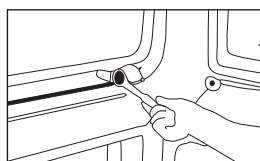
Minimum order: 1 each.

Bolted-In Rear Glass

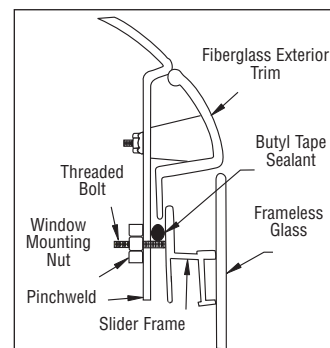
FORD AND LINCOLN MODELS

BODY TYPE & INSTALLATION	YEARS	MODEL	DIMENSIONS (W X H)	CLEAR	TRI-VENT LIGHT TINT	SOLAR PRIVACY	POWR-SLIDER SOLAR
Full/Bolt-In	'97-'03	F-150/F-250	58-7/8" x 18-1/4"	ECT990B	ECT990LT	ECT990S	EPC990S
Full/Bolt-In	'02	Blackwood	58-7/8" x 18-1/4"	ECT990B	ECT990LT	ECT990S	EPC990S
Full/Bolt-In	'04 +	F-150	63-1/2" x 16-7/8"	—	ECT994LT	ECT994S	EPC994S
Full/Bolt-In	'06-'08	Mark LT	63-1/2" x 16-7/8"	—	ECT994LT	ECT994S	EPC994S

Minimum order: 1 each.



- Remove Nuts Holding Rear Glass
- Push Out Rear Glass and Remove Existing Butyl
- Dry Fit Slider to Check for Proper Fit
- Apply Butyl to Frame
- Place Slider Into Opening
- Re-Install Nuts to Secure Slider





The use of the original equipment manufacturer's emblems throughout this catalog is intended solely as a guide to product selection. It does not infer, and is not to be construed as, an affiliation between C.R. Laurence Company and these manufacturers, nor as an endorsement of their products.

CRL PICKUP TRUCK SUNROOFS

SFC/CRL Manual Pop-Up Sunroofs

- **Factory Style Low Profile Aluminum Frame**
- **Long Lasting Powder-Coat Paint**
- **Dark 92% High Performance Glass is Easy to Remove and Replace**



AutoPort



NewPort



Genesis



CAT. NO.	MODEL	SIZE	GLASS	TRIM RING
AP1530B5H	AutoPort	15" x 30"	Solar Hi-Performance	Universal
AP1530B6H	AutoPort	15" x 30"	Solar Hi-Performance	Molded
AP1735B5H	AutoPort	17" x 35"	Solar Hi-Performance	Universal
AP1735B6H	AutoPort	17" x 35"	Solar Hi-Performance	Molded
NP1636B5H	NewPort	16" x 36"	Solar Hi-Performance	Universal
NP1636B6H	NewPort	16" x 36"	Solar Hi-Performance	Molded
NP2238B5H	NewPort	22" x 38"	Solar Hi-Performance	Universal
NP2238B6H	NewPort	22" x 38"	Solar Hi-Performance	Molded
GS1528BH	Genesis	15" x 28"	Solar Hi-Performance	Universal
GS1732BH	Genesis	17" x 32"	Solar Hi-Performance	Universal
GS2032BH	Genesis	20" x 32"	Solar Hi-Performance	Universal

CRL Electric Spoiler Sunroofs

- **Largest Glass Opening**
- **Paintable to Match Interior Trim**
- **Solar Privacy Glass**



Variolite® Sunshade in full open position



Variolite® Sunshade shown closed with European Trim Finish

CAT. NO.	SUNSHADE	SIZE	GLASS	TRIM RING
ES100	Included	18" x 31"	Solar Privacy	Molded
ES300	Included	20" x 32"	Solar Privacy	Molded
ES500	Integrated Variolite®	20" x 32"	Solar Privacy	Molded

DODGE

CRL PICKUP TRUCK SLIDERS

The use of the original equipment manufacturer's emblems throughout this catalog is intended solely as a guide to product selection. It does not infer, and is not to be construed as, an affiliation between C.R. Laurence Company and these manufacturers, nor as an endorsement of their products.



Since the introduction of the full size Ram in 1994, sales of Dodge pickups have reached new levels. Dakota sales have also been strong, showing that there is definitely a new feeling at Dodge.

C.R. Laurence echoes this feeling with a complete selection of Dodge rear sliders. From the mid-1960's to the present, and into the future, C.R. Laurence rear sliders can help Dodge owners enhance and enjoy their trucks to the fullest!

2002-2008 Ram 1500
2003-2008 Ram 2500/3500
2009+ Ram 1500/2500/3500

1994-2001 Ram 1500/2500/3500
2002 Ram 2500/3500



1997+ Dakota



"Perfect Fit" Dodge POWER-Slider





The use of the original equipment manufacturer's emblems throughout this catalog is intended solely as a guide to product selection. It does not infer, and is not to be construed as, an affiliation between C.R. Laurence Company and these manufacturers, nor as an endorsement of their products.

CRL PICKUP TRUCK SLIDERS

The Dodge Ram set new standards for pickups when it was first introduced in 1994. As tough as ever, the Ram showed that a pickup could also be sleek, smooth, and quiet. C.R. Laurence sets new standards with our current generation Dodge sliders, building quality into each and every model. These Ram sliders offer features unheard of just a few years ago, such as curved glass with a silk-screened frit edge, bonded installation, and our Tri-Vent's exclusive Self-Locking Latch. Our POWR-Slider goes even further, offering Dodge Ram owners the safety, convenience, and luxury of electric-powered rear slider operation. Both are now made with the "Perfect Fit" Flexible Flange frame that hugs the contours of the cab.

"Perfect Fit" Dodge Ram Tri-Vent



"Perfect Fit" Dodge Ram POWR-Slider

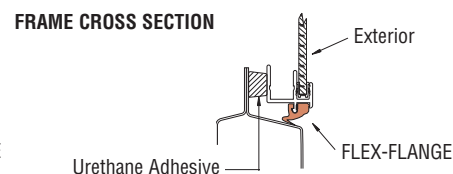
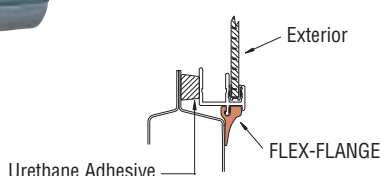


CRL POWR-Sliders and Tri-Vents for '94+ Dodge Ram Pick-ups

- **New "Perfect Fit" Flexible Flange Frame**
- **Deluxe Curved Glass and Powder-Coated Aluminum Frames**
- **Solar Glass to Maximize Cab Comfort**
- **Original Equipment Quality Weatherseals**
- **Exclusive Self-Locking Latch on Tri-Vents**



- **Flexible Flange Design Frame Used in Electric POWR-Sliders and Manual Tri-Vents**



1994-2001 Ram 1500/2500/3500
2002 Ram 2500/3500
1997+ Dakota

2002-2008 Ram 1500
2003-2008 Ram 2500/3500
2009+ Ram 1500/2500/3500



CRL PICKUP TRUCK SLIDERS

The use of the original equipment manufacturer's emblems throughout this catalog is intended solely as a guide to product selection. It does not infer, and is not to be construed as, an affiliation between C.R. Laurence Company and these manufacturers, nor as an endorsement of their products.



Ram, Dakota, and D-50 Truck Sliders Back to '72

CRL Dodge truck sliders include the original Duo-Vent four panel slider, the progressive three panel Tri-Vent, and our "top-of-the-line" electrically-operated POWR-Slider rear sliding window.

Dodge has a history of making tough (if not always beautiful) trucks. Trucks that created a loyal following of Dodge owners that would "drive'em til they dropped", then fix them up and drive them some more.

We can make your classic Dodge truck more comfortable and stylish with a selection of sliders for Dodge full size, mid-size, and mini pickups made since 1972. All are built to our tough standards for fit and finish, and are designed to replace the original backglass without modifications to the cab. For quality and style-conscious Dodge truck owners, CRL offers the best slider choices.

POWR-Slider

- **Quick and Quiet Micro-Drive Motor**
- **Slim Line Three Panel Design**
- **Dark Tint or Solar Privacy Glass Maintains Cab Comfort**
- **Compound Curved Glass and "Perfect Fit" Frame on All Newer Model Years**



Tri-Vent

- **Original Equipment Three Panel Design Provides Largest Viewing Area**
- **"Perfect Fit" Flexible Flange Frame on Newer Models**
- **Clear, Light Tint, and Solar Privacy Glass Available**
- **Exclusive Self-Locking Latch**



Duo-Vent


- **Classic Four Panel Design Creates Largest Pass Through Opening**
- **Slim Line Frame for a Flush Fit**
- **Metal Locking Latches for Security**
- **Up to Three Glass Color Options on Some Models**





The use of the original equipment manufacturer's emblems throughout this catalog is intended solely as a guide to product selection. It does not infer, and is not to be construed as, an affiliation between C.R. Laurence Company and these manufacturers, nor as an endorsement of their products.

CRL PICKUP TRUCK SLIDERS



POWR-Slider

- The Original Electric Powered Slider




Tri-Vent

- Original Equipment Three Panel Design
- Up to Three Glass Color Choices

DODGE TRI-VENT AND POWR-SLIDER APPLICATION CHART

BODY TYPE & INSTALLATION	YEARS	MODEL	DIMENSIONS (W X H)	CLEAR	TRI-VENT LIGHT TINT	SOLAR PRIVACY	POWR-SLIDER	REPLACEMENT REAR GASKET
Mid/Gasket	'86-'93	Dakota Std.	55-3/4" x 16"	—	—	—	PS910S	WBL7158
Mid/Gasket	'86-'96	Dakota Ext.	55-3/4" x 16"	—	—	—	PS910S	WBL7158
Mid/Gasket	'86-'96	Dakota Ext.	55-3/4" x 16"	—	—	ETRV911S ▲	EPS911S▲	—
Mini/Gasket	'87-'96	D-50	53-1/8" x 13-7/8"	—	—	TRV935S	—	WBL3429
Mid/Gasket	'94-'96	Dakota Std.	55-3/4" x 16"	—	—	ETRV910S	EPS911S▲	—
Mid/Gasket	'97+	All Dakota Cabs	56-11/16" x 16-9/16"	ECT410B □	ECT410LT □	ECT410S □	EPC410S □	—
Full/Gasket	'94-'97	Ram Std.	65-1/2" x 18"	—	—	ECT904S □	EPC904S □	—
Full/Gasket	'95-'97	Ram Ext.	65-1/2" x 18"	—	—	ECT944S □▲	EPC944S □▲	—
Full/Gasket	'98-'02	All Ram Cabs #	65-1/2" x 18"	—	—	ECT904S □	EPC904S □	—
Full/Gasket	'02+	Ram 1500 Only	65-1/2" x 19-3/8"	ECT924B □	ECT924LT □	ECT924S □	EPC924S □	—
Full/Gasket	'03-'08	All Ram Cabs	65-1/2" x 19-3/8"	ECT924B □	ECT924LT □	ECT924S □	EPC924S □	—
Full/Bonded	'09+	All Ram Cabs	62-3/8" x 17-1/2"	—	—	ECT964S □	EPC964S □	—



Duo-Vent

- Classic Four Panel Design

DODGE DUO-VENT SLIDER APPLICATION CHART

BODY TYPE & INSTALLATION	YEARS	MODEL	DIMENSIONS (W X H)	CLEAR	GLASS COLOR LIGHT TINT	SOLAR PRIVACY	REPLACEMENT REAR GASKET
Full/Gasket	'72-'75	All Cabs	55" x 13-5/8"	—	—	TSW1307S	WBL1129
Full/Gasket	'75-1/2-'93	All Ram Cabs	55-11/16" x 14-3/8"	TSW900B	TSW900LT	TSW900S	WBL1129
Mini/Gasket	'79-'86	D-50	46-11/16" x 14-1/8"	TSW925B	TSW925LT	TSW925S	—
Mid/Gasket	'87-'96	D-50	53-1/8" x 13-7/8"	TSW935B	TSW935LT	TSW935S	WBL3429
Mid/Gasket	'86-'93	Dakota Std.	55-3/4" x 16"	TSW910B	TSW910LT	TSW910S	WBL7158
Mini/Gasket	'86-'96	Dakota Ext.	55-3/4" x 16"	TSW910B	TSW910LT	TSW910S	WBL7158
Mid/Bonded	'94-'96	Dakota Std.	55-3/4" x 16"	EDV910B	EDV910LT	EDV910S	—


CRL EASY SLIDER INSTALLATION

The use of the original equipment manufacturer's emblems throughout this catalog is intended solely as a guide to product selection. It does not infer, and is not to be construed as, an affiliation between C.R. Laurence Company and these manufacturers, nor as an endorsement of their products.




Gasket Installed Rear Glass

Push Out Rear Glass



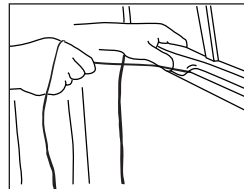
- Push Out Rear Glass and Gasket
- Clean Pinchweld Area Before Re-Installing Gasket

Insert Rope



- Install Gasket Around Slider
- Insert 1/8" Nylon Rope in Gasket Channel

Fit Slider and Pull Rope



- Fit Slider Into Opening
- Pull Rope Ends to Lift Lip of Gasket Over Pinchweld

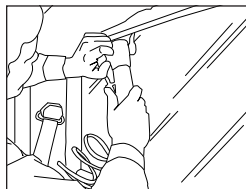
DODGE TRUCK SLIDER APPLICATION CHART

BODY TYPE & INSTALLATION	YEARS	MODEL	DIMENSIONS (W X H)	CLEAR	FOUR PANEL DUO-VENT LIGHT TINT	SOLAR PRIVACY	POWR-SLIDER SOLAR
Full/Gasket	'72-'75	All Cabs	55" x 13-5/8"	—	—	TSW1307S	—
Full/Gasket	'75-1/2-'93	All Ram Cabs	55-11/16" x 14-3/8"	TSW900B	TSW900LT	TSW900S	—
Mini/Gasket	'79-'86	D-50	46-11/16" x 14-1/8"	TSW925B	TSW925LT	TSW925S	—
Mini/Gasket	'87-'96	D-50	53-1/8" x 13-7/8"	TSW935B	TSW935LT	TSW935S	—
Mid/Gasket	'86-'93	Dakota Std.	55-3/4" x 16"	TSW910B	TSW910LT	TSW910S	PS910S
Mid/Gasket	'86-'96	Dakota Ext.	55-3/4" x 16"	TSW910B	TSW910LT	TSW910S	PS910S

Minimum order: 1 each.

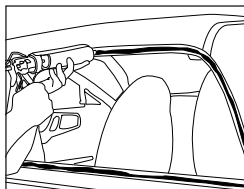
Bonded Rear Glass

Cut Out Rear Glass



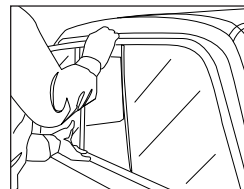
- Remove Rear Glass Using Power Cut Out Tool
- Trim Existing Urethane Bead
- Dry-Fit Slider to Check for Proper Fit

Gun Urethane



- Prep Cab and Prime Frame with Appropriate Urethane Primer
- Apply New Bead of Urethane

Place Slider Into Opening



- Place Slider Into Opening. Then Install Clips or Bend Tabs

DODGE TRUCK SLIDER APPLICATION CHART

BODY TYPE & INSTALLATION	YEARS	MODEL	DIMENSIONS (W X H)	CLEAR	FOUR PANEL DUO-VENT LIGHT TINT	SOLAR PRIVACY	POWR-SLIDER SOLAR
Mid/Bonded	'94-'96	Dakota Std.	55-3/4" x 16"	EDV910B	EDV910LT	EDV910S	—

BODY TYPE & INSTALLATION	YEARS	MODEL	DIMENSIONS (W X H)	CLEAR	THREE PANEL TRI-VENT LIGHT TINT	SOLAR PRIVACY	POWR-SLIDER SOLAR
Mid/Bonded	'86-'96	Dakota Ext.	55-3/4" x 16"	—	—	ETRV911S ▲	EPS911S ▲
Mid/Bonded	'94-'96	Dakota Std.	55-3/4" x 16"	—	—	ETRV910S	EPS911S @
Mid/Bonded	'97+	All Dakota Cabs	56-11/16" x 16-9/16"	ECT410B □	ECT410LT □	ECT410S □	EPC410S □
Full/Bonded	'94-'97	Ram Std.	65-1/2" x 18"	—	—	ECT904S □	EPC904S □
Full/Bonded	'95-'97	Ram Cabs Ext.	65-1/2" x 18"	—	—	ECT944S □▲	EPC944S □▲
Full/Bonded	'98-'02	*All Ram Cabs	65-1/2" x 18"	—	—	ECT904S □	EPC904S □
Full/Bonded	'02+	Ram 1500 Only	65-1/2" x 19-3/8"	ECT924B □	ECT924LT □	ECT924S □	EPC924S □
Full/Bonded	'03-'08	All Ram Cabs	65-1/2" x 19-3/8"	ECT924B □	ECT924LT □	ECT924S □	EPC924S □
Full/Bonded	'09+	All Ram Cabs	62-3/8" x 17-1/2"	—	—	ECT964S □	EPC964S □

Minimum order: 1 each.

*Except 2002+ 1500

□ "Perfect Fit" Flexible Flange Frame. ▲ Comes with Interior Shroud. @ Does not require enclosed Interior Shroud.



The use of the original equipment manufacturer's emblems throughout this catalog is intended solely as a guide to product selection. It does not infer, and is not to be construed as, an affiliation between C.R. Laurence Company and these manufacturers, nor as an endorsement of their products.

CRL PICKUP TRUCK SUNROOFS

SFC/CRL Manual Pop-Up Sunroofs

- **Factory Style Low Profile Aluminum Frame**
- **Long Lasting Powder-Coat Paint**
- **Dark 92% High Performance Glass is Easy to Remove and Replace**



AutoPort



NewPort



Genesis



CAT. NO.	MODEL	SIZE	GLASS	TRIM RING
AP1530B5H	AutoPort	15" x 30"	Solar Hi-Performance	Universal
AP1530B6H	AutoPort	15" x 30"	Solar Hi-Performance	Molded
AP1735B5H	AutoPort	17" x 35"	Solar Hi-Performance	Universal
AP1735B6H	AutoPort	17" x 35"	Solar Hi-Performance	Molded
NP1636B5H	NewPort	16" x 36"	Solar Hi-Performance	Universal
NP1636B6H	NewPort	16" x 36"	Solar Hi-Performance	Molded
NP2238B5H	NewPort	22" x 38"	Solar Hi-Performance	Universal
NP2238B6H	NewPort	22" x 38"	Solar Hi-Performance	Molded
GS1528BH	Genesis	15" x 28"	Solar Hi-Performance	Universal
GS1732BH	Genesis	17" x 32"	Solar Hi-Performance	Universal
GS2032BH	Genesis	20" x 32"	Solar Hi-Performance	Universal

CRL Electric Spoiler Sunroofs


- **Standard Variolite® Sunshade on ES500**



*ES300 Electric Sunroof
shown with Retractable Sunshade*



Variolite® Sunshade in
full open position.



Variolite® Sunshade shown closed.

- **Large Glass Opening**
- **Interior Trim is Paintable**
- **Quiet Electric Opening Mechanism**
- **Includes Retractable Sunshade for ES100 and ES300**

CAT. NO.	SUNSHADE	SIZE	GLASS	TRIM RING
ES100	Included	18" x 31"	Solar Privacy	Molded
ES300	Included	20" x 32"	Solar Privacy	Molded
ES500	Integrated Variolite®	20" x 32"	Solar Privacy	Molded

CRL PICKUP TRUCK SLIDERS

The use of the original equipment manufacturer's emblems throughout this catalog is intended solely as a guide to product selection. It does not infer, and is not to be construed as, an affiliation between C.R. Laurence Company and these manufacturers, nor as an endorsement of their products.



- **Sliders for Isuzu, Mazda, Mitsubishi, Nissan/Datsun, Subaru, Toyota, and Volkswagen Pickups**

With their compact size, good economy, sharp looks and sporty handling, import pickups are the vehicles of choice for small businesses, delivery fleets, students, and young families. Anyone and everyone can be seen in import trucks these days.

Check out CRL's complete selection of sliders for import pickups, including Duo-Vents, Tri-Vents, and POWR-Slider, the world's first electric-powered rear slider. From the present model year back to the mid '60's, C.R. Laurence has sliders to fit your import truck!



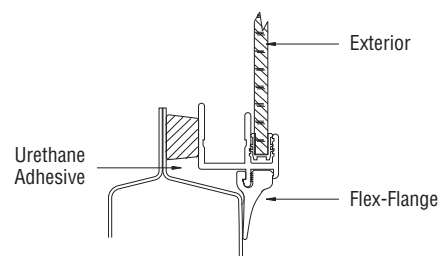
Four Panel Duo-Vent



Three Panel Tri-Vent



Electric POWR-Slider



FRAME CROSS SECTION

- **New "Perfect Fit" Flexible Flange Frame on Some Newer Models**





The use of the original equipment manufacturer's emblems throughout this catalog is intended solely as a guide to product selection. It does not infer, and is not to be construed as, an affiliation between C.R. Laurence Company and these manufacturers, nor as an endorsement of their products.


CRL PICKUP TRUCK SLIDERS

Import pickups have come a long way since they were first introduced to the American market, and CRL Sliders have kept up every step of the way. Our slimline main frame and narrow vertical stiles make for a smooth, sleek look. Enhanced weatherstrips and seals keep away wind noise and water. Powder-coated finishing means long-lasting beauty. All Tri-Vents feature our exclusive Self-Locking Latch for convenient one-hand operation. The four-panel Duo-Vent gives you the largest possible opening. Our unique Micro-Drive Motor provides smooth and quiet electric operation for the POWER-Slider. Whichever model you choose, CRL provides the state-of-the-art in sliding rear windows for import pickups.

CRL Duo-Vents, Tri-Vents and POWER-Sliders for New and Older Model Import Pickups

- Models as Far Back as 1973
- Slimline Frame and Vertical Stiles
- Install Just Like the Factory Glass
- Exclusive Self-Locking Latch on Tri-Vents
- Electric Operation on POWER-Slider

POWER-Slider



Tri-Vent



Duo-Vent



CRL PICKUP TRUCK SLIDERS

The use of the original equipment manufacturer's emblems throughout this catalog is intended solely as a guide to product selection. It does not infer, and is not to be construed as, an affiliation between C.R. Laurence Company and these manufacturers, nor as an endorsement of their products.




CRL POWR-Sliders

- Automatically Locks in Position With Release of the Switch
- Fast and Quiet Micro-Drive Motor
- Solar Privacy Glass
- Slimline Black Frame

CRL Tri-Vents

- Original Equipment Three Panel Design
- Slimline Black Frame Provides Greatest Visibility
- Available Solar Privacy Glass to Increase Cab Comfort



POWR-Slider

CRL offers sliders for six import truck manufacturers. The CRL product line includes our progressive three panel Tri-Vent, traditional four panel Duo-Vent, and the original electrically-powered POWR-Slider. Each of our models are manufactured with strict quality standards, and designed to enhance the original factory styling.

TRI-VENT AND POWR-SLIDER APPLICATION CHART

BODY TYPE & INSTALLATION	YEARS	MODEL	DIMENSIONS (W X H)	CLEAR	TRI-VENT LIGHT TINT	SOLAR PRIVACY	POWR-SLIDER
ISUZU							
Mini/Gasket	'88-'95	All Cabs	52-11/16" x 14-3/16"	—	—	TRV610S	—
Mid/Bonded	'96-'03	All Cabs	55-13/16" x 15-3/4"	ECT894B△ □	ECT894LT△ □	ECT894S△ □	EPC894S△ □
Mid/Bonded	'04+	All Cabs	54" x 13-11/16"	ECT804B△ □	ECT804LT△ □	ECT804S△ □	EPC804S△ □
MAZDA							
Mid/Bonded	'94-'97	Plus Cab	53" x 17-13/16"	—	ETRV965LT	ETRV965S	EPS965S
Mid/Bonded	'98+	All Cabs	53" x 17-13/16"	—	ETRV965LT	ETRV965S	EPS965S
MITSUBISHI							
Mini/Gasket	'87-'96	Std. and Macro Cabs	53-1/8" x 13-7/8"	—	—	TRV935S	—
NISSAN/DATSUN							
Mini/Bonded	'98-'04	All Frontier	54-1/16" x 15"	ETRV660B	ETRV660LT	ETRV660S	EPS660S
Mid/Bonded	'05+	Frontier	54-3/8" x 15-1/8"	—	ECT655LT	ECT655S	EPC655S
Full/Bonded	'04+	Titan	63-3/8" x 17-3/8"	—	ECT664LT	ECT664S	EPC664S
TOYOTA							
Mini/Gasket	'84-'95	SR5 Standard	50-1/16" x 13-3/16"	—	—	—	PS1400S
Mini/Gasket	'89-'95	SR5 Xtra	50-1/2" x 14-7/8"	—	—	—	PS1460S
Mid/Gasket	'93-'98	All T100	58-3/8" x 14-7/8"	—	—	—	PS500S
Mini/Gasket	'95-'04	All Tacoma	50-1/16" x 13-3/16"	—	—	—	PS1500S
Full/Bonded	'99-'06	All Tundra	60" x 16-1/2"	—	—	ECT1550S△ □	EPC1550S△ □
Mid/Bonded	'05+	Tacoma	56-7/16" x 15"	—	ECT1510LT△ □	ECT1510S△ □	EPC1510S△ □
Full/Bonded	'07+	Tundra	62-1/8" x 17-1/4"	—	—	ECT1565S△ □	EPC1565S△ □



The use of the original equipment manufacturer's emblems throughout this catalog is intended solely as a guide to product selection. It does not infer, and is not to be construed as, an affiliation between C.R. Laurence Company and these manufacturers, nor as an endorsement of their products.

CRL PICKUP TRUCK SLIDERS

CRL Duo-Vents

- Classic Four Panel Design
- Up to Three Glass Options
- Largest Pass Through Opening
- Metal Locking Latches for Security
- Full Perimeter Black Frame



DUO-VENT SLIDER APPLICATION CHART

BODY TYPE & INSTALLATION	YEARS	MODEL	DIMENSIONS (W X H)	CLEAR	GLASS COLOR LIGHT TINT	SOLAR PRIVACY	REPLACEMENT REAR GASKET
ISUZU							
Mini/Gasket	'81-'87	Standard Cab	46-3/4" x 12-1/4"	—	TSW575LT	TSW575S	—
Mini/Gasket	'88-'95	All Cabs	52-11/16" x 14-3/16"	TSW610B	TSW610LT	TSW610S	—
MAZDA							
Mini/Gasket	'86-'93	All Cabs	50-1/8" x 14-9/16"	TSW325B	—	TSW325S	WCR3098
OEM Replacement	'94-'97	Standard Cab	49" x 14-3/8"	—	7140ET	7140EP	PROVIDED
Mid/Gasket	'94-'97	Standard Cab	49" x 14-3/8"	TSW1200B	TSW1200LT	TSW1200S	WBL1163
Mid/Bonded	'94-'97	Plus Cab	53" x 17-13/16"	EDV965B	—	EDV965S	—
Mid/Bonded	'98+	All Cabs	53" x 17-13/16"	EDV965B	—	EDV965S	—
MITSUBISHI							
Mini/Gasket	'79-'86	Standard Cab	46-11/16" x 14-1/16"	TSW925B	TSW925LT	TSW925S	—
Mini/Gasket	'87-'96	Std. and Macro Cabs	53-1/8" x 13-7/8"	TSW935B	TSW935LT	TSW935S	WBL3429
NISSAN/DATSUN							
Mini/Gasket	'80-'86	Standard Cab	49-1/16" x 12-3/4"	TSW1080B	TSW1080LT	TSW1080S	WBL1988
Mini/Gasket	'80-'86	King Cab	52-1/8" x 14-15/16"	TSW1090B	TSW1090LT	TSW1090S	WBL1989
Mini/Gasket	'86-1/2-'97	All Cabs	53-1/2" x 14-15/16"	TSW1060B	TSW1060LT	TSW1060S	WBL3230
TOYOTA							
Mini/Gasket	'73-'78	Standard Cab	44-13/16" x 12-1/16"	—	TSW1050LT	TSW1050S	WBL1143
Mini/Gasket	'79-'83	Standard Cab	45-3/8" x 11-1/2"	TSW1025B	TSW1025LT	TSW1025S	WBL3971
Mini/Gasket	'84-'88	SR5 Extended	51-1/4" x 15-13/16"	TSW1425B	TSW1425LT	TSW1425S	WBL2674
Mini/Gasket	'84-'95	SR5 Standard	50-1/16" x 13-3/16"	TSW1400B	TSW1400LT	TSW1400S	WBL2669 '84-'88
						—	WBL2669A '89-'95
Mini/Gasket	'89-'95	SR5 Xtra	50-1/2" x 14-7/8"	TSW1460B	TSW1460LT	TSW1460S	WBL3894
Mid/Gasket	'93-'98	All T100	58-3/8" x 14-7/8"	—	—	TSW500S	WBL4798
Mini/Gasket	'95-'04	All Tacoma	50-1/16" x 13-3/16"	TSW1500B	TSW1500LT	TSW1500S	WBLF5475
VOLKSWAGEN							
Mini/Gasket	'80-'83	Rabbit	45" x 14"	TSW1070B	TSW1070LT	—	—
Mini/Gasket	'82-'92	Caddy*	45" x 14"	TSW1070B	TSW1070LT	—	—

CRL SPECIALTY SLIDERS

"Oldies" Sliders

- Available for Trucks Back to 1948
- Update Old Slider in Your Restoration Vehicle
- Models Available With Clear, Light Tint or Solar Privacy Glass

CRL offers the most extensive line of "Oldies" Sliders. These sliders offer you the quickest and easiest way to update that older model aluminum slider with a new powder-coated black-framed slider that your restoration vehicle deserves. We cover all the popular trucks, some dating back to 1948. All are designed to fit the factory gasket and install without modification to the cab. Models with clear, light tint, and solar privacy glass come standard with black finished frames. All have locking latches for security. Only CRL offers you a selection like this.



"Big Rig" Sliders

- Slider Convenience and Increased Cab Ventilation for Many Popular Big Rig Trucks

With CRL Big Rig Sliders cab occupants enjoy a comfortable, flow through breeze. All Big Rig Sliders fit in the factory gasket without modification to the cab. Each slider has a traditional four panel, black finish frame surrounding clear glass**, and a locking latch for security.



BODY	YEARS	MODEL	DIMENSIONS	DUO-VENT CLEAR
GMC	'73-'80	Conv. Cab	38" x 12"	BRW1831 DY90002CK1
GMC	'76-'88	Conv. Cab	48" x 20"	BRW1845 DY90003CK1
Ford	'70-'98	Conv. Cab	52" x 16"	BRW1850 DY90034CK1
Autocar	'67-'87	Conv. Cab	32" x 16"	BRW1842 DY90001CK1
MackΔ	'63+	Conv. Cab Cab Over	44" x 18"	BRW1843 DY90057CK1
Freightliner#	'76+	FLC120	37" x 21"	BRW1846 DY90047CK1
Kenworth®	'65+	Short Window	28" x 12"	BRW1840 DY90056CK1
Navistar □ (International)	'71-'00	Conv. Cab	36" x 20"	BRW1848 DY90059CK1
Navistar * (International)	'76-'78	Conv. Cab	49-1/2" x 13-3/8"	BRW1849 DY90060CK1
Navistar ± (International)	'78-'93	Conv. Cab	50-1/4" x 14-1/4"	BRW1851 DY90079CK1
Navistar	'01+	Conv. Cab Solar Glass**	57-13/16" x 18-5/8"	BRW1852 DY90111PK4
Navistar	'01+	Conv. Cab Clear Glass	57-13/16" x 18-5/8"	BRW1852B DY90111CK4

Δ 1963-1982 (CA47/CAS48/CA49 Series);
1965-1998 (CA49, DM, DMM, R, RB, RD, RL, RM, RS, RW, U SERIES);
1975-1983 (CAW SERIES); 1979+ (MC/MR SERIES)
1976-1987 (WFC 120); 1979+ (FLC 120, RAISED ROOF, SILVER AERO);
1993+ (CLASSIC XL, FLD 112, FLD 120)
⊙ 1965+ (C500, C800, T450, T600, T800, W900);
1965-1999, (T400, K100, K100E); 1991-1999 (T300 CABS)
□ 1971-1999 (4200, 4300, 5000, 8500, 9200, all 9370, 9400, Conco, Eagle, Paystar and Transtar Cabs);
1989-2000 (9100 Cabs); 1971-2000 (9200, 9400 Cabs)
* 1976-1978 (1600-2100, 2300-2600, 3000, 4600-4900, 7100, 8100-8300 S, 2200 S CABS)
± 1978-1993 (1600-2100, 2300-2600, 3000, 4600-4900, 7100, 8100-8300 S);
1978-1989 (2200 S CABS)



CRL TRUCK SLIDER NUMBERS

CRL's Catalog Numbers are meant to help you determine the slider configuration and installation type. See the chart below for explanations that will assist with your orders and installations. Starting with older sliders and working towards the newer models, you will see how easy it is to know what you are ordering, plus what tools and products will be required.

DESIGNATIONS	SLIDER TYPE	DESCRIPTION OF SLIDER	INSTALLATION
TSW	Duo-Vent	Traditional Four Panel Slider	Gasket Set
EDV	Bonded Duo-Vent	Same as DVW, but bonded to body	Urethane Bonded
BRW	Big Rig Truck Slider	Slider for large commercial trucks	Gasket Set
TRV	Tri-Vent	Three Panel Slider	Gasket Set
TRC	Deluxe Tri-Vent	Same as TRV, only with curved glass	Gasket Set
ETRV	Bonded Tri-Vent	Same as TRV, but bonded to body	Urethane Bonded
ECT	Deluxe Bonded Tri-Vent	Same as ETRV, only with curved glass	Urethane Bonded
PS	POWR-Slider	Electrically powered Tri-Vent	Gasket Set
PSC	Deluxe POWR-Slider	Same as PS, only with curved glass	Gasket Set
EPS	Bonded POWR-Slider	Same as PS, but bonded to body	Urethane Bonded
EPC	Deluxe Bonded POWR-Slider	Same as EPS, only with curved glass	Urethane Bonded

Minimum order: 1 each. **NOTE:** The ECT990 and EPC990 Series for Ford require butyl tape in place of urethane, and is supplied with these sliders.



Four Panel Duo-Vent



Three Panel Tri-Vent



Electric POWR-Slider

Light Transmittance By Glass Type



B=Clear Glass



LT=55% * Light Gray Tint Glass



S=28% * Solar Glass

Domestic Slider Application Chart

CHEVY/GMC

BODY SIZE AND INSTALLATION TYPE	YEARS	MODEL	DIMENSIONS WINDOW SIZE SHOWN TO VERIFY YOUR SELECTION W x H	DUO-VENT			POWR-SLIDER THREE PANELS SOLAR GLASS	REPLACEMENT REAR GASKET
				FOUR PANEL CLEAR GLASS	MANUAL REAR LIGHT TINT GLASS	SLIDERS SOLAR PRIVACY		
Full Size Gasket Set	'48-'55	Standard Cab	31-1/8" x 10-3/8"	—	—	TSW1829S	—	WKT4266
Full Size Gasket Set	'55-1/2-'59	Standard Cab	35" x 10-5/8"	—	—	TSW1835S	—	WKT4266
Full Size Gasket Set	'60-'66	Small Window	36-7/8" x 9-7/8"	TSW1816	—	—	—	WKT4266
Full Size Gasket Set	'60-'66	Custom Cab	60-1/2" x 14-3/4"	TSW1825	—	—	—	WKT6266
Full Size Gasket Set	'67-'72	Small Window	41-1/8" x 11"	TSW1832	—	—	—	WBL1091
Full Size Gasket Set	'67-'72	Standard Cab	58-7/8" x 13-15/16"	TSW100B	TSW100LT	TSW100S	PS100S	WBL1092
Mid Size Butyl Set	'68-'72	El Camino/Spirit	55-1/4" x 14-11/16"	—	TSW1823T	—	—	—
Full Size Gasket Set	'73-'87	'C/K' Cabs	62-3/4" x 14-1/2"	TSW850B	TSW850LT	TSW850S	PS850S	WBL1135
Mini Size Gasket Set	'81-'83	Luv	46-3/4" x 12-1/4"	—	TSW575LT	TSW575S	—	—
Mid Size Gasket Set	'82-'93	S-10/S-15	52-13/16" x 13-15/16"	TSW875B	TSW875LT	TSW875S	PS875S	WBL6425
Full Size Gasket Set	'88-'92	'R/V' Cabs	62-3/4" x 14-1/2"	TSW850B	TSW850LT	TSW850S	PS850S	WBL1135
Full Size Bonded	'88-'00	'C/K' Cabs	64-1/8" x 18-1/2"	EDV880B	EDV880LT	EDV880S	EPS880S	—
				TRI-VENT			POWR-SLIDER THREE PANELS SOLAR GLASS	REPLACEMENT REAR GASKET
				THREE PANEL CLEAR GLASS	MANUAL REAR LIGHT TINT GLASS	SLIDERS SOLAR PRIVACY		
Full Size Bonded	'88-'00	'C/K' Cabs	64-1/8" x 18-1/2"	—	—	ETRV880S	EPS880S	—
Mid Size Bonded	'94-'03	'S' Series	55-13/16" x 15-3/4"	ECT894B~#	ECT894LT~#	ECT894S~#	EPC894S~#	—
Mid Size Bonded	'04+	Colorado/Canyon	54" x 13-11/16"	ECT804B~#	ECT804LT~#	ECT804S~#	EPC804S~#	—
Full Size Bonded	'99+	Silverado/Sierra	64-3/4" x 18-1/8"	ECT899B~#	ECT899LT~#	ECT899S~#	EPC899S~#	—
Full Size Bonded	'03-'09	Kodiak/Top Kick	53-1/2" x 22"	—	—	ETRV877S	EPS877S	—

Minimum order: 1 each. ~ Flexible Flange Model # Deluxe Slider with Curved Glass

* % OF LIGHT TRANSMITTANCE

1948+

CRL DOMESTIC SLIDER APPLICATION CHART

FORD/LINCOLN

1953+

BODY SIZE AND INSTALLATION TYPE	YEARS	MODEL	DIMENSIONS		DUO-VENT		POWR-SLIDER THREE PANELS SOLAR GLASS	REPLACEMENT REAR GASKET
			WINDOW SIZE SHOWN TO VERIFY YOUR SELECTION W x H	CLEAR GLASS	FOUR PANEL	MANUAL REAR SLIDERS		
Full Size Gasket Set	'53-'56	All Cabs	50-1/4" x 11"	—	—	TSW1826S	—	WBL1103
Full Size Gasket Set	'57-'60	All Cabs	44-3/4" x 11"	TSW1827	—	—	—	—
Full Size Gasket Set	'61-'66	All Cabs	49-13/16" x 13-11/16"	TSW1450	—	—	—	WBL1052
Full Size Gasket Set	'67-'72	All Cabs	55-5/16" x 13-3/16"	TSW200B	TSW200LT	TSW200S	—	WBL1089
OEM Replacement	'73-'96	F-Series	59-3/8" x 17"	—	7130ET	7130EP	—	Provided
Full Size Gasket Set	'73-'96	F-Series ■	59-3/8" x 17"	TSW950B	TSW950LT	TSW950S	PS950S	WBL1158
Mid Size Gasket Set	'83-'97	Ranger Std. Cab	49" x 14-3/8"	TSW1200B	TSW1200LT	TSW1200S	—	WBL1163
OEM Replacement	'83-'97	Ranger Std. Cab	49" x 14-3/8"	—	7140ET	7140EP	—	Provided
Mid Size Bonded	'86-'97	Ranger Super Cab	53" x 17-13/16"	EDV965B	—	EDV965S	EPS965S	—
Full Size Gasket Set	'97-'98	F-250HD, F-350HD	59-3/8" x 17"	TSW950B	TSW950LT	TSW950S	PS950S	WBL1158
Mid Size Bonded	'98-'03	Ranger	53" x 17-13/16"	EDV965B	—	EDV965S	EPS965S	—
Mid Size Bonded	'99-'03	Ranger Quad	53" x 17-13/16"	EDV965B	—	EDV965S	EPS965SQ	—
			TRI-VENT		THREE PANEL MANUAL REAR SLIDERS		POWR-SLIDER THREE PANELS SOLAR GLASS	REPLACEMENT REAR GASKET
			WINDOW SIZE SHOWN TO VERIFY YOUR SELECTION W x H	CLEAR GLASS	FOUR PANEL	MANUAL REAR SLIDERS		
Mid Size Bonded	'86-'97	Ranger Super Cab	53" x 17-13/16"	—	ECT990B#	ETRV965LT	ETRV965S	EPS965S
Full Size All Glass Bolt-in (Also Lincoln Blackwood 2002)	'97-'03	F-150HD & F-250 ●	58-7/8" x 18-1/4"	—	ECT990LT#	ECT990S#	EPC990S#	—
Mid Size Bonded	'98+	All Ranger Cab	53" x 17-13/16"	—	ETRV965LT	ETRV965S	EPS965S	—
Mid Size Bonded	'99+	Ranger Quad Cab	53" x 17-13/16"	—	ETRV965LT	ETRV965S	EPS965SQ	—
Full Size Gasket Set	'99-'07	F-Series Super Duty	64-5/8" x 18-1/2"	—	—	TRC998S#	PSC998S# ♦	WBL450
Full Size Bolt-in (Also Lincoln Mark LT '06-08)	'04+	F-150	63-1/2" x 16-7/8"	—	ECT994LT	ECT994S	EPC994S	—
Full Size Bonded	'08+	Super Duty	64-9/16" x 18-3/16"	—	—	ECT208S	EPC208S	—

DODGE

1972+

BODY SIZE AND INSTALLATION TYPE	YEARS	MODEL	DIMENSIONS		DUO-VENT		POWR-SLIDER THREE PANELS SOLAR GLASS	REPLACEMENT REAR GASKET
			WINDOW SIZE SHOWN TO VERIFY YOUR SELECTION W x H	CLEAR GLASS	FOUR PANEL	MANUAL REAR SLIDERS		
Full Size Gasket Set	'72-'75	All Cabs	55" x 13-5/8"	—	—	TSW1307S	—	WBL1129
Full Size Gasket Set	'75-1/2-'93	All Ram Cabs	55-11/16" x 14-3/8"	TSW900B	TSW900LT	TSW900S	—	WBL1129
Mini Size Gasket Set	'79-'86	D-50	46-11/16" x 14-1/8"	TSW925B	TSW925LT	TSW925S	—	—
Mid Size Gasket Set	'86-'93	Dakota Std. Cab	55-3/4" x 16"	TSW910B	TSW910LT	TSW910S	PS910S	WBL7158
Mid Size Gasket Set	'86-'96	Dakota Ext. Cab	55-3/4" x 16"	TSW910B	TSW910LT	TSW910S	PS910S	WBL7158
Mini Size Gasket Set	'87-'96	D-50	53-1/8" x 13-7/8"	TSW935B	TSW935LT	TSW935S	—	WBL3429
Mid Size Bonded	'94-'96	Dakota Std. Cab	55-3/4" x 16"	EDV910B	EDV910LT	EDV910S	—	—
			TRI-VENT		THREE PANEL MANUAL REAR SLIDERS		POWR-SLIDER THREE PANELS SOLAR GLASS	REPLACEMENT REAR GASKET
			WINDOW SIZE SHOWN TO VERIFY YOUR SELECTION W x H	CLEAR GLASS	FOUR PANEL	MANUAL REAR SLIDERS		
Mid Size Bonded	'86-'96	Dakota Ext. Cab	55-3/4" x 16"	—	—	ETRV911S □	EPS911S □	—
Mid Size Bonded	'94-'96	Dakota Std. Cab	55-3/4" x 16"	—	—	ETRV910S	EPS911S □	—
Mid Size Bonded	'97+	All Dakota Cabs	56-11/16" x 16-19/16"	ECT410B-#	ECT410LT-#	ECT410S-#	EPC410S-#	—
Full Size Bonded	'94-'01	Ram Std. Cabs	65-1/2" x 18"	—	—	ECT904S-#	EPC904S-#	—
Full Size Bonded	'94-'02	Ram 2500/3500	65-1/2" x 18"	—	—	ECT904S-#	EPC904S-#	—
Full Size Bonded	'95-'97	Ram Ext. Cab	65-1/2" x 18"	—	—	ECT944S □~#	EPC944S □~#	—
Full Size Bonded	'02	Ram 1500 Only	65-1/2" x 19-3/8"	ECT924B-#	ECT924LT-#	ECT924S-#	EPC924S-#	—
Full Size Bonded	'03-'08	All Ram Cabs	65-1/2" x 19-3/8"	ECT924B-#	ECT924LT-#	ECT924S-#	EPC924S-#	—
Full Size Bonded	'09+	All Ram Cabs	62-3/8" x 17-1/2"	—	—	ECT964S-#	EPC964S-#	—

JEEP

1967 TO 1992

BODY SIZE AND INSTALLATION TYPE	YEARS	MODEL	DIMENSIONS		DUO-VENT		POWR-SLIDER	REPLACEMENT REAR GASKET
			WINDOW SIZE SHOWN TO VERIFY YOUR SELECTION W x H	CLEAR GLASS	FOUR PANEL	MANUAL REAR SLIDERS		
Full Size Gasket Set	'67-'88	J10-J20	53-1/4" x 15-3/8"	—	—	TSW1700S	—	—
Mini Size Gasket Set	'81-3/'83	Scrambler	47" x 17-1/4"	TSW1852	—	—	—	—
Mini Size Gasket Set	3/'83-'86	Scrambler	46-3/4" x 17-1/4"	TSW1859	—	—	—	—
Mid Size Bonded	'86-'92	Comanche	56-5/8" x 16-1/4"	—	EDV700LT	EDV700S	—	—

INTERNATIONAL TRUCK

1963 TO 1978

BODY SIZE AND INSTALLATION TYPE	YEARS	MODEL	DIMENSIONS		DUO-VENT		POWR-SLIDER	REPLACEMENT REAR GASKET
			WINDOW SIZE SHOWN TO VERIFY YOUR SELECTION W x H	CLEAR GLASS	FOUR PANEL	MANUAL REAR SLIDERS		
Full Size Gasket Set	'63-'78	Travel All Pickup	49-3/4" x 12-1/2"	—	—	TSW1813S	—	—

Minimum order: 1 each. ~ Flexible Flange Model. # Deluxe Slider with Curved Glass ■ Plus 1997-98 F-250HD and F-350HD Cabs. ● Except 1997-98 F250HD and F350HD Cabs. ♦ Comes with Gasket. □ Comes with Interior Shroud.



CRL IMPORT SLIDER APPLICATION CHART

ISUZU

1981+

BODY SIZE AND INSTALLATION TYPE	YEARS	MODEL	DIMENSIONS	DUO-VENT			TRI-VENT	POWR-SLIDER	REPLACEMENT
			WINDOW SIZE SHOWN TO VERIFY YOUR SELECTION W x H	FOUR PANEL	MANUAL	REAR SLIDERS	THREE PANELS		REAR GASKET
				CLEAR GLASS	LIGHT TINT GLASS	SOLAR GLASS	SOLAR GLASS		
Mini Size Gasket Set	'81-'87	Standard Cab	46-3/4" x 12-1/4"	—	TSW575LT	TSW575S	—	—	—
Mini Size Gasket Set	'88-'95	All Cabs	52-11/16" x 14-3/16"	TSW610B	TSW610LT	TSW610S	TRV610S	—	—
									DELUXE
									POWR-SLIDER
									THREE PANELS
									SOLAR GLASS
									REPLACEMENT
									REAR GASKET
Mid Size Bonded	'96-'03	All Cabs	55-13/16" x 15-3/4"	ECT894B~#	ECT894LT~#	ECT894S~#	—	EPC894S~#	—
Mid Size Bonded	'04+	All Cabs	54" x 13-11/16"	ECT804B~#	ECT804LT~#	ECT804S~#	—	EPC804S~#	—

MAZDA

1986+

BODY SIZE AND INSTALLATION TYPE	YEARS	MODEL	DIMENSIONS	FOUR PANEL			DUO-VENT		POWR-SLIDER	REPLACEMENT
			WINDOW SIZE SHOWN TO VERIFY YOUR SELECTION W x H	CLEAR GLASS	MANUAL	REAR	SLIDERS	LIGHT TINT GLASS		
Mini Size Gasket Set	'86-'93	All Cabs	50-1/8" x 14-9/16"	TSW325B	—		TSW325S		—	WCR3098
OEM Replacement	'94-'97	Standard Cab	49" x 14-3/8"	—	7140ET		7140EP		—	PROVIDED
Mid Size Gasket Set	'94-'97	Standard Cab	49" x 14-3/8"	TSW1200B	TSW1200LT		TSW1200S		—	WBL1163
Mid Size Bonded	'94-'97	Plus Cab	53" x 17-13/16"	EDV965B	—		EDV965S		EPS965S	—
Mid Size Bonded	'98+	All Cabs	53" x 17-13/16"	EDV965B	—		EDV965S		EPS965S	—
				THREE PANEL			TRI-VENT		POWR-SLIDER	REPLACEMENT
				CLEAR GLASS	MANUAL	REAR	SLIDERS	THREE PANELS SOLAR GLASS		
Mid Size Bonded	'94-'97	Plus Cab	53" x 17-13/16"	—	ETRV965LT		ETRV965S		EPS965S	—
Mid Size Bonded	'98+	All Cabs	53" x 17-13/16"	—	ETRV965LT		ETRV965S		EPS965S	—

MITSUBISHI

1979-1996

BODY SIZE AND INSTALLATION TYPE	YEARS	MODEL	DIMENSIONS WINDOW SIZE SHOWN TO VERIFY YOUR SELECTION W x H	FOUR PANEL			DUO-VENT		TRI-VENT THREE PANELS SOLAR GLASS	POWR-SLIDER	REPLACEMENT REAR GASKET
				CLEAR GLASS	MANUAL REAR SLIDERS		LIGHT TINT GLASS	SOLAR GLASS			
Mini Size Bonded	'79-'86	Standard Cab	46-11/16" x 14-1/16"	TSW925B	TSW925LT		TSW925S		—	—	—
Mini Size Bonded	'87-'96	All Cabs	53-1/8" x 13-7/8"	TSW935B	TSW935LT		TSW935S		TRV935S	—	WBL3429

NISSAN/ DATSUN

1980+

BODY SIZE AND INSTALLATION TYPE			DIMENSIONS		DUO-VENT			POWR-SLIDER	REPLACEMENT REAR GASKET
YEARS	MODEL	WINDOW SIZE SHOWN TO VERIFY YOUR SELECTION W x H	FOUR PANEL	MANUAL REAR SLIDERS					
			CLEAR GLASS	LIGHT TINT GLASS	SOLAR GLASS				
Mini Size Gasket Set	'80-'86	Standard Cab	49-1/16" x 12-3/4"	TSW1080B	TSW1080LT	TSW1080S	—	WBL1988	
Mini Size Gasket Set	'80-'86	King Cab	52-1/8" x 14-15/16"	TSW1090B	TSW1090LT	TSW1090S	—	WBL1989	
Mini Size Gasket Set	'86-1/2-'97	All Cabs	53-1/2" x 14-15/16"	TSW1060B	TSW1060LT	TSW1060S	—	WBL3230	
					TRI-VENT		POWR-SLIDER	REPLACEMENT REAR GASKET	
			THREE PANEL	MANUAL REAR SLIDERS		THREE PANELS SOLAR GLASS			
			CLEAR GLASS	LIGHT TINT GLASS	SOLAR GLASS				
Mini Size Bonded	'98-'04	All Frontier	54-1/16" x 15"	ETRV660B	ETRV660LT	ETRV660S	EPS660S	—	
Mid Size Bonded	'05+	All Frontier	54-3/8" x 15-1/8"	—	ECT655LT	ECT655S	EPC655S	—	
Full Size Bonded	'04+	All Titan	63-3/8" x 17-3/8"	—	ECT664LT	ECT664S	EPC664S	—	

Minimum order: 1 each. ~ Flexible Flange Model. # Deluxe Slider with Curved Glass

CRL IMPORT SLIDER APPLICATION CHART



TOYOTA				1973+				
BODY SIZE AND INSTALLATION TYPE	YEARS	MODEL	DIMENSIONS WINDOW SIZE SHOWN TO VERIFY YOUR SELECTION W x H	DUO-VENT CLEAR GLASS	FOUR PANEL LIGHT TINT GLASS	MANUAL REAR SLIDERS SOLAR GLASS	POWR-SLIDER THREE PANELS SOLAR GLASS	REPLACEMENT REAR GASKET
Mini Size Gasket Set	'73-'78	Standard Cab	44-13/16" x 12-1/16"	—	TSW1050LT	TSW1050S	—	WBL1143
Mini Size Gasket Set	'79-'83	Standard Cab	45-3/8" x 11-1/2"	TSW1025B	TSW1025LT	TSW1025S	—	WBL3971
Mini Size Gasket Set	'84-'88	SR5 Extended	51-1/4" x 15-13/16"	TSW1425B	TSW1425LT	TSW1425S	—	WBL2674
Mini Size Gasket Set	'84-'95	SR5 Standard	50-1/16" x 13-3/16"	TSW1400B	TSW1400LT	TSW1400S	PS1400S	WBL2669A/'89-'95
Mini Size Gasket Set	'89-'95	SR5 Xtra	50-1/2" x 14-7/8"	TSW1460B	TSW1460LT	TSW1460S	PS1460S	WBL3894
Mid Size Gasket Set	'93-'98	All T100	58-3/8" x 14-7/8"	—	—	TSW500S	PS500S	WBL4798
Mini Size Gasket Set	'95-'04	All Tacoma	50-1/16" x 13-3/16"	TSW1500B	TSW1500LT	TSW1500S	PS1500S	WBLF5475
				TRI-VENT CLEAR GLASS	THREE PANEL LIGHT TINT GLASS	MANUAL REAR SLIDERS SOLAR GLASS	POWR-SLIDER THREE PANELS SOLAR GLASS	REPLACEMENT REAR GASKET
Mid Size Bonded	'95-'04	All Tacoma	50-1/16" x 13-3/16"	—	—	—	PS1500S	WBLF5475
Full Size Bonded	'99-'06	All Tundra	60" x 16-1/2"	—	—	ECT1550S#	EPC1550S#	—
Mid Size Bonded	'05+	All Tacoma	56-7/16" x 15"	—	ECT1510LT#	ECT1510S#	EPC1510S#	—
Full Size Bonded	'07+	All Tundra	62-1/8" x 17-1/4"	—	—	ECT1565S#	EPC1565S#	—

VOLKSWAGEN				1980 TO 1992				
BODY SIZE AND INSTALLATION TYPE	YEARS	MODEL	DIMENSIONS WINDOW SIZE SHOWN TO VERIFY YOUR SELECTION W x H	DUO-VENT CLEAR GLASS	FOUR PANEL LIGHT TINT GLASS	MANUAL REAR SLIDERS SOLAR GLASS	POWR-SLIDER	REPLACEMENT REAR GASKET
Mini Size Gasket Set	'80-'83	Rabbit	45" x 14"	TSW1070B	TSW1070B	—	—	—
Mini Size Gasket Set	'82-'92	Caddy*	45" x 14"	TSW1070B	TSW1070B	—	—	—

Deluxe Slider with Curved Glass * Europe Only

CRL OEM Style Replacement Sliders

- OEM Style and Fit
- Quick Installation
- Gaskets Included

CRL also stocks OEM slider replacements for 1973-1996 Ford F-Series, 1983-1997 Ford Ranger, and 1994-1997 Mazda trucks. These sliders are provided pre-installed in the gasket. Just pull them from the box and rope them in. Quick and easy. NAGS® numbers are provided for easy reference.



1983-1997 RANGER STANDARD CAB AND
1994-1997 MAZDA STANDARD CAB

CAT. NO.	NAGS NUMBER	GLASS COLOR
7140EP	DB08400YP1CRL	Solar (Dark Tint)
7140ET	DB08400GT1CRL	Green Tint

Minimum Order: 1 each.



1973-1996 FORD F-SERIES





CAT. NO.	NAGS NUMBER	GLASS COLOR
7130EP	DB08399YP1CRL	Solar (Dark Tint)
7130ET	DB08399GT1CRL	Green Tint

Minimum Order: 1 each.



CRL SLIDER ACCESSORIES

CRL Backslider Replacement Latches



• Replacements for Original Equipment or Aftermarket Latches

Backslider Replacement Latches are no longer hard to find. We have replacement latches for all pickup truck sliders, three or four panel types. Whether you have one of our sliders, or another brand, we can fill your needs. DVL2 latches fit most CRL Sliders. DVL4 is the replacement for the CRL Self-Locking Latch. DVL5 is the replacement latch for the original equipment '95-'04 Toyota Tacoma Slider and some earlier models of Toyota trucks. DVL6 is the replacement latch for original equipment '94-'00 Chevy/GMC 'C/K' three panel backsliders. RL50 and RL100 are generic latches, and fit a variety of factory and aftermarket slider brands. All latches are made from durable materials and, when mounted properly, will help secure your truck when the slider is closed. Minimum order is one each.

CRL Pickup Truck Replacement Backlite Gaskets

• Quick Replacement of Worn Gaskets for Many Popular Domestic and Import Pickups



Many times you will need to replace the original equipment gasket when installing a new backlite or slider. These Backlite Gaskets are sized to replace the OEM gaskets. Gaskets are available for most popular domestic and import pickups.

CRL Pickup Truck Gasket Information

Fig. 1



Original Equipment
Rear Slider Gasket
(Not Usable)

Fig. 2



Narrow Channel
Gasket

Some pickups are equipped with a wide channel gasket (Fig. 1), on original equipment sliders. These are not acceptable for installation of CRL Truck Sliders, and must be replaced with a narrow channel gasket, such as those shown in (Fig. 2).

CAT. NO.	APPLICATION	YEARS
WBL1135	Chevy/GMC Full Size 'CK'/'RV' Cabs	'73-'92
WBL1092	Chevy/GMC Large Window	'67-'72
WBL1091	Chevy/GMC Small Window	'67-'72
WKT4266	Chevy/GMC Small Window	'48-'66
WKT6266	Chevy/GMC Large Window	'60-'66
WBL6425	Chevy/GMC 'S' Cab	'82-'93
WBL1129	Dodge Ram	'72-'93
WBL7158	Dodge Dakota	'86-'96
WBL3429	Dodge D-50	'87-'96
WBL450	Ford SD F-Series	'99-'07
WBL1158	Ford F-Series	'73-'96
WBL1089	Ford F-Series	'67-'72
WBL1052	Ford Full Size	'61-'66
WBL1103	Ford Full Size	'53-'56
WBL1163	Ford Ranger Standard Cab	'83-'97
WBL1148	Ford Courier	'77-'82
WBL1163	Mazda Standard Cab	'94-'97
WCR3098	Mazda, All Cabs	'86-'93
WBL1148	Mazda, All Cabs	'72-'85
WBL3429	Mitsubishi, All Cabs	'87-'96
WBL3230	Nissan, All Cabs	'86-1/2-'97
WBL1988	Datsun Standard Cab	'80-'86
WBL1989	Datsun King Cab	'80-'86
WBL1142	Datsun Standard Cab	'72-1/2-'79
WBL1149	Datsun King Cab	'76-'79
WBL4798	Toyota T100	'93-'98
WBL2669A	Toyota Standard Cab	'89-'95
WBL2669	Toyota Standard Cab	'84-'88
WBL3971	Toyota Standard Cab	'79-'83
WBL1143	Toyota Standard Cab	'73-'78
WBL3894	Toyota Xtra Cab	'89-'95
WBL2674	Toyota Extended Cab	'84-'88
WBLF5475	Toyota Tacoma	'95-'04

Minimum order: 1 each.

CRL SPORT UTILITY VEHICLE WINDOWS



Side-Sliders for SUV's



Bronco



Suburban



Blazer/Jimmy



2 Panel Side-Slider with Mitered Corners



4 Panel Side-Slider with Radius Corners

- **Replace Original Equipment Fixed Side Glass Without Modifications**
- **Available for Popular Older Model Chevy/GMC and Ford**

The CRL Side-Slider replaces original equipment fixed side glass in many older model sport utility vehicles. They fit the original gasket and opening, so no modifications are required for installation. These fully framed sliders have 28% dark gray tinted, D.O.T. approved glass surrounded by a black finish extruded aluminum frame. Sliding panels operate easily: open for cooling ventilation; closed for security. Locking latches are included for safety. The Side-Slider's rugged construction will withstand rough off-road use, and full weatherstripping will prevent rattling while keeping drafts out of the interior.


CAT. NO.	APPLICATION	YEARS	TYPE
MSS606	Chevy/GMC Suburban	'73-'91	2 Panel
MSS808	Chevy/GMC Blazer/Jimmy	'73-'91	2 Panel
MSS909	Ford Bronco	'80-'96	2 Panel
MSS404	Ford Bronco	'66-'77	2 Panel

Minimum order: 1 pair.

Sunroofs for SUV's and Trucks



CRL has sunroofs specially designed for installation in many popular SUV's and SUT's. All models feature Solar High Performance Glass that provides 92% U.V. protection, 100% extruded silicone sponge seals, black powder-coated paint finish aluminum frames, and three position handles.




*17" x 32"
Genesis
Sunroof*

- **Bonded Glass Design with No Exposed Hardware**



*17" x 35"
Jeep Cherokee
AutoPort
Sunroof*

- **Specially Designed Frame to Go Over Roof Ridges of the Cherokee**



CRL TRUCK SLIDER TOOLS AND SUPPLIES

CRL Mobile Auto Glass Racks

- Mounts in the Bed of Your Truck
- Standard 19" (483 mm) Masts Hold Larger Windshields
- Adjustable Grips for Safe, Secure Transport
- All Glass Areas Have Rubber Pads to Help Prevent Breakage During Transport
- Heavy Gauge Steel With Weather Resistant Black Powder-Coat Finish




CAT. NO.	CAPACITY	LENGTH	WIDTH	HEIGHT
WR5	5 Lites	18" (457 mm)	30" (762 mm)	22-1/4" (565 mm)
WR9	9 Lites	30-1/2" (775 mm)	30" (762 mm)	22-1/4" (565 mm)

Minimum order: 1 each. Sizes can be combined for quantity pricing. All Racks are F.O.B. the nearest CRL warehouse.

CRL Heavy-Duty Folding Windshield Stand

- Made of Sturdy 1-1/4" (32 mm) Steel Tubing
- Cushioned Work Surface and Non-Slip Feet
- Folds for Easy Transport
- Adjustable Work Height
- Great for Prepping Sliders for Installation



CAT. NO.	SIZE
2011098	Large
2011099	Extra-Large

Minimum order: 1 each.

The CRL Heavy-Duty Folding Windshield Stand is constructed of 1-1/4" (32 mm) diameter steel tubing. That makes it sturdy enough to support even the largest of windshields or rear sliders while being light enough to fold and transport easily from job to job. The height of the stand is adjustable so you can work comfortably. Non-slip feet and a cushioned work surface make this the Windshield Stand of choice for auto glass professionals. Made in the U.S.A.

CRL Pipe Handle Cut-Out Knife

- Our Most Popular, Easy to-Grip Long Knife for Tough Cut-Outs
- Uses 1992C Heavy-Duty or 1993X10 Extra Long Blades



CAT. NO. PK19



CAT. NO. PK19XL

CAT. NO.	DESCRIPTION
PK19	Standard 13" (330 mm) Pipe Handle Knife
PK19XL	Xtra Long 18" (457 mm) Pipe Handle Knife

Minimum order: 1 each.

CRL Extra Long Utility Knife Blades

- For Use in Virtually All Utility and Long Knives
- Exposed Cutting Edge of 2-1/4" is More Than Double Regular Utility Knife Blades



CAT. NO.	DESCRIPTION
1993X10	10 Blade Pack

Minimum order: 1 pack.

CRL Hook Tool

- Great for Rear Window Gasket Work, "Unlocking" One-Piece Weatherstrip, and for Cleaning Glass Chips From Gaskets and Door Glass Channels



CAT. NO.	DESCRIPTION
CP253	Hook Tool

Minimum order: 1 each.

CRL TRUCK SLIDER TOOLS AND SUPPLIES



CRL Wildcat Pneumatic Cut-Out Knife

- **Designed for Use on Urethane Bonded Glass**
- **Cuts Through Hardened Urethane With Ease**

The Wildcat Pneumatic Cut-Out Knife is a lightweight, variable speed air tool that delivers up to 20,000 oscillations per minute and, when used with the Wildcat, Fein or CRL Oscillating Cut-Out Blades, cuts through hardened urethane with ease. The Wildcat Tool's compact design makes it easy to operate in tight quarters, and the hex blade mounting collar allows for variable positioning of the blade. The speed control trigger is equipped with a safety stop to prevent accidental starts.

CRL carries a complete line of air compressors and accessories, filters, oilers, and lubricants for use with the Wildcat Knife, plus a wide selection of Wildcat, Fein, and CRL Oscillating Cut-Out Blades.

NOTE: The tool operates between 75 psi minimum and 90 psi maximum air pressure, so a regulated air supply is essential. An air supply or compressor that delivers a minimum of 6.3 cfm and 90 psi with a 20 gallon tank is required for optimum performance.




CAT. NO.	DESCRIPTION
AK20T00L	Wildcat Air Knife Only
AK10*	Wildcat Air Knife Kit

Minimum order: 1 each. *With 2 Blades, Case, Sharpening Stone

CRL POWR-Cat Cut-Out Knife

- **Heavy-Duty Air Motor**
- **Longer Housing for Ease of Handling**

The constant search for quality urethane cut-out systems has led CRL to develop the POWR-Cat Cut-Out Knife. This heavy-duty pneumatic tool features a large, industrial grade air motor which delivers 20,000 oscillations per minute, plenty of power for your toughest cut-out needs. The long housing of the tool provides excellent balance and control while in use. The hex blade mounting collar gives the POWR-Cat the versatility of being able to use a wide range of blades, including Wildcat, Time Saver, Fein, and CRL Oscillating Blades.



Shown With AKB200 Wildcat Blade

CAT. NO.	DESCRIPTION
AK60T00L	POWR-Cat Pneumatic Tool Only
AK70	POWR-Cat Pneumatic Knife Kit

Minimum order: 1 each.

CRL POWR-Cat Tool Kit

- **A Complete Cut-Out System**
- **CRL Quality With Added Power**

The AK70 POWR-Cat Tool Kit gives you a complete cut-out system in a rugged carrying case. The mainstay of the Kit is the POWR-Cat Tool. The Kit includes: The AK60T00L, one each of AKB200, AKB300, RD079, and RD081 blades, one sharpening stone, one hex key wrench, quick disconnects, air filter moisture trap, in-line oiler, pneumatic tool oil, 25' coiled air hose, one roll 2" duct tape, one roll 1" blue securing tape, one roll 2" blue securing tape, and a high impact carrying case.



AK70 Kit


CRL Fein Precision Cut-Out Knife

- **A Safer, More Powerful, Faster Cutting Fein Knife**

The new Fein Knife has more power, plus it's slimmer for better clearance, and has an improved speed control that adjusts to stay constant under light or heavy loads. All mechanical wear parts operate in an oil bath, and the tool is vented to run cooler for longer life. All this makes the Fein Knife the time and labor-saving way to remove bonded automotive glazing. A variety of Fein Blades are available. All have twelve-sided mounts so you can adjust blade angle as required for each specific vehicle.



Cat. No. FK06 Knife Unit



DVD Instructional Cat. No. FKV1V



Complete Kit
Cat. No. FK6385

CAT. NO.	DESCRIPTION
FK6385	Kit: Knife, Seven Blades, Case, Two Wrenches, and Sharpening Stone
FK06	Knife Unit, Spanner Wrench, Sharpening Stone

Minimum order: 1 each.



CRL TRUCK SLIDER TOOLS AND SUPPLIES

CRL POWR Primerless 301HV High Viscosity Urethane Adhesive

- **Primerless to Auto Glass Frit**
- **Rates Non-Conductive, High Modulus**
- **Accelerated Cure**
- **Part of the LYNX Services Program**



Primer



CRL Primerless 301HV High Viscosity Urethane is a high quality adhesive that passes or exceeds the requirements of U.S. Federal Motor Vehicle Safety Standards 208, 212, and 216, as well as OEM specifications. With over 1,000 psi of tensile strength and 550 psi lap shear at ultimate cure, PP301HV is one of the safest and strongest urethanes offered for the aftermarket. It's the perfect urethane adhesive for bonded back slider installations.

MODEL	DESCRIPTION	CONTENTS	QTY/CASE
PP301HV	Urethane	10.5 Fl. Oz. (311 ml)	24
PP3MP	Primer	6 Fl. Oz. (177 ml)	6

Minimum order: 1 each. **NOTE:** For the best possible installations, we recommend you always clean and prime any bare metal scratches and slider frame with Urethane Primer. By using both of these products, the strongest bond possible will be attained.

CRL POWR BOND High Viscosity Urethane Adhesive

- **Easy Gunning**
- **Fast Curing**
- **Screw-On V-Cut Nozzles**



Primer



CRL POWR BOND High Viscosity Urethane is a quality adhesive that passes or exceeds the requirements of U.S. Federal Motor Vehicle Safety Standards 208 and 212.


It is an excellent adhesive for the installation of bonded sliders. As more and more new trucks are now using bonded glass as part of their structural integrity, it is important you use an adhesive that will secure the slider well enough to meet OEM specifications.

MODEL	DESCRIPTION	CONTENTS	QTY/CASE
1217349	Urethane	10.5 Fl. Oz.	12
1214006	Primer	4 Fl. Oz.	6

Minimum order: 1 each. **NOTE:** For the best possible installations, we recommend you always clean and prime any bare metal scratches and slider frame with Urethane Primer. By using both of these products, the strongest bond possible will be attained.

CRL Slider Helper

- **Speeds Slider Installation Times**



CRL's Slider Helper Installation Tool will speed your installation time and cut your labor costs. Slider Helper saves from having another installer hold the slider in place while you apply the retainer clips on the interior. Easy to use, just insert between the cab and the bed of the truck, adjust the height to center the pads on the middle of the fixed panels, and then pump the handle until contact with the glass. Minimal pressure is required to hold the slider in place. Minimum order is one pair.




CAT. NO. BST1

CRL Rope Insert Tool for Rubber Gaskets

- **Time and Effort Saving Tool for Installing Rubber Gaskets**

Use our Rope Insert Tool to insert the rope into the groove of rubber backlite gaskets to make the job easier than ever. The contour-grip plastic handle feeds rope through its stem as you pull it around the gasket, and has enough sturdy rope to fit around even the largest backlites or rear truck sliders. Minimum order is one each.



CAT. NO. RT752

CRL TRUCK CAP ACCESSORIES



CRL Accordion Boot Seals

CRL offers two versions of the Accordion Boot Seal for weatherproofing the access between the truck cab and the camper shell. Order the slider to camper shell seal (ED5382RL) if the camper shell does not have a Boot Slider installed. Order the slider to slider seal (ED5381RL) if two Camper Boot Sliders are used. 15 feet of seal per roll. Minimum order is one roll.

Camper Boot Slider to Camper Shell Seal



CAT. NO.
ED5382RL

Camper Boot Slider to Shell Slider Seal



CAT. NO.
ED5381RL

CRL T-Handles

Aluminum diecast, double T-Handles for any three point or single cam locking system. 90° RH and LH rotation, powder-coated black finish. Random keyed cylinder has a dust cover.



CAT. NO.	APPLICATION/DESCRIPTION
75501	Radius, Mitred or Fiberglass Rear Doors; 2-1/2" Shaft; 4" Width (single)
755020	Radius, Mitred or Fiberglass Rear Doors; 2-1/2" Shaft; 4" Width (pair)
759911	3/16" Glass Rear Doors; 1-3/8" Shaft; 2-1/2" Width (pair)

Minimum order: 1 pair for 759911 and 755020; 1 each for 75501.

CRL L-Handle

Injection molded, black nylon, inside opening L-Handle for truck cap radius, mitred and fiberglass rear doors. Pressure fit to 1/4" shafts.




75504

CAT. NO.	FITS	LENGTH
75504	3/16" to 1/4" Thick Doors	2-5/8"

Minimum order: 1 each.

CRL Prop Brackets

Fastening hardware for gas or spring props with a 10 mm ball socket. 14 gauge steel, black zinc finish.



CAT. NO.	DESCRIPTION	MOUNTING PLATE
755070	90° Bend	2-1/2" x 5/8"
755071	20° Offset	2-1/2" x 1/2"

Minimum order: 1 each.

CRL Gas Filled Props



Lift Prop for radius, mitred or fiberglass doors, egress windows, side access windows, or any installation where prop pressure would assist in an opening application. Gas Filled Props have 16 mm diameter black painted steel barrels, 6 mm diameter stainless steel rods, and 10 mm ball socket ends.

CAT. NO.	SIZE	PRESSURE
520030	17" Open, 10" Closed	35 lbs. (±5)
520050	17" Open, 10" Closed	50 lbs. (±5)
515040	15" Open, 9" Closed	40 lbs. (±5)
510030	12" Open, 8" Closed	35 lbs. (±5)

Minimum order: 1 each.

CRL Threaded Ball Studs

Mounting hardware for gas or spring props with 10 mm sockets. Black zinc finished steel with threaded base.



CAT. NO.	THREAD SIZE	BALL SIZE
759917	1/4"-20 x .375"	10mm
759054	5/16"-18 x .540"	10mm


Minimum order: 1 each.



CRL TRUCK CAP ACCESSORIES

CRL Load Rails

- Applications for Full Size and Smaller Trucks to Increase Cargo Space and Carrying Capacity of Truck Caps
- Ideal for Bulky Items (Up to 200 Pounds)
- Black Electrostatic Powder-Coat Finish
- Available for Vans and Trucks



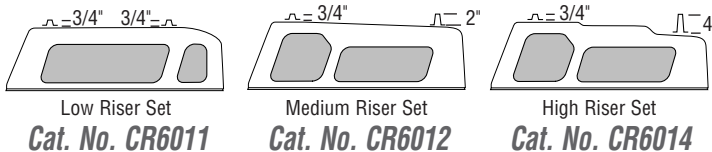
Our Load Rails are made of extruded aluminum with black electrostatic powder-coat finish. Load Rails include steel "tie downs" bolted to the ends to keep the load from sliding, and PVC inserts to help protect loads from being damaged. Mounting Legs are made of aluminum extrusion with black electrostatic powder-coat finish, and are available in three heights to accommodate the variety of camper shells on the road. Mounting Legs must be ordered separately from Load Rails.

CAT. NO.	DESCRIPTION OF SET
CR6400	2 Each 64" Load Rails
CR5400	2 Each 54" Load Rails

Minimum order: 1 set. **NOTE:** Mounting Legs for Load Rails must be ordered separately.

CRL Mounting Legs

- Works With Load Rails Above




CAT. NO.	DESCRIPTION OF SET
CR6011	2 Pair 3/4" Mounting Legs
CR6012	1 Pair Each – 3/4" and 2" Mounting Legs
CR6014	1 Pair Each – 3/4" and 4" Mounting Legs
CR6022	2 Pair – 2" Mounting Legs
CR6024	1 Pair Each – 2" and 4" Mounting Legs
CR6044	2 Pair – 4" Mounting Legs

Minimum order: 1 set. **NOTE:** Mounting Legs for Load Rails must be ordered separately.

CRL C-Clamps

Mounting Clamp for truck cap to pickup bed. Extruded aluminum structural alloy with natural finish.



CAT. NO.	APPLICATION
RM608003	Truck Caps with Aluminum Rails
RM608004	Truck Caps with Fiberglass Rails
RM608011	99+ Ford Super Duty Caps with Aluminum Rails

Minimum order: 1 each.

CRL Foam Tape

Black foam tape, closed cell silicone base, automotive grade. Used as preferred seal for van window installations, frame-to-body.




CAT. NO.	ROLL SIZE	COLOR
60701	1/2" x 1/4" x 50'	Black

Minimum order: 1 roll.

CRL Cap Tape

Gray foam adhesive tape used for water seal between the truck cap and bed rail of pickups.



CAT. NO.	ROLL SIZE	COLOR
V666316	1" x 3/16" x 50'	Gray
V66614	1" x 1/4" x 50'	Gray

Minimum order: 1 roll.

CRL CONVERSION WINDOW FEATURES



Door Windows

Available Door Window Styles:

T-Slider, Half Slider, and Fixed Glass

A large selection of windows for hinged and sliding doors to accommodate your needs.

Match Vehicle Body Contour

Door Windows are contoured to vehicle profile for a perfect fit and easier installation.

Bay Windows

Available Bay Window Styles:

T-Slider, Vertical Lift Sliders, Standard, Maxi, and Mini Van Fixed Bays

A wide variety of styles provides freedom and versatility for conversion design concepts.

Improved Drainage

A combination of 15° sloped sill design and paired weep holes for improved drainage.

Stainless Steel Accent Stripe

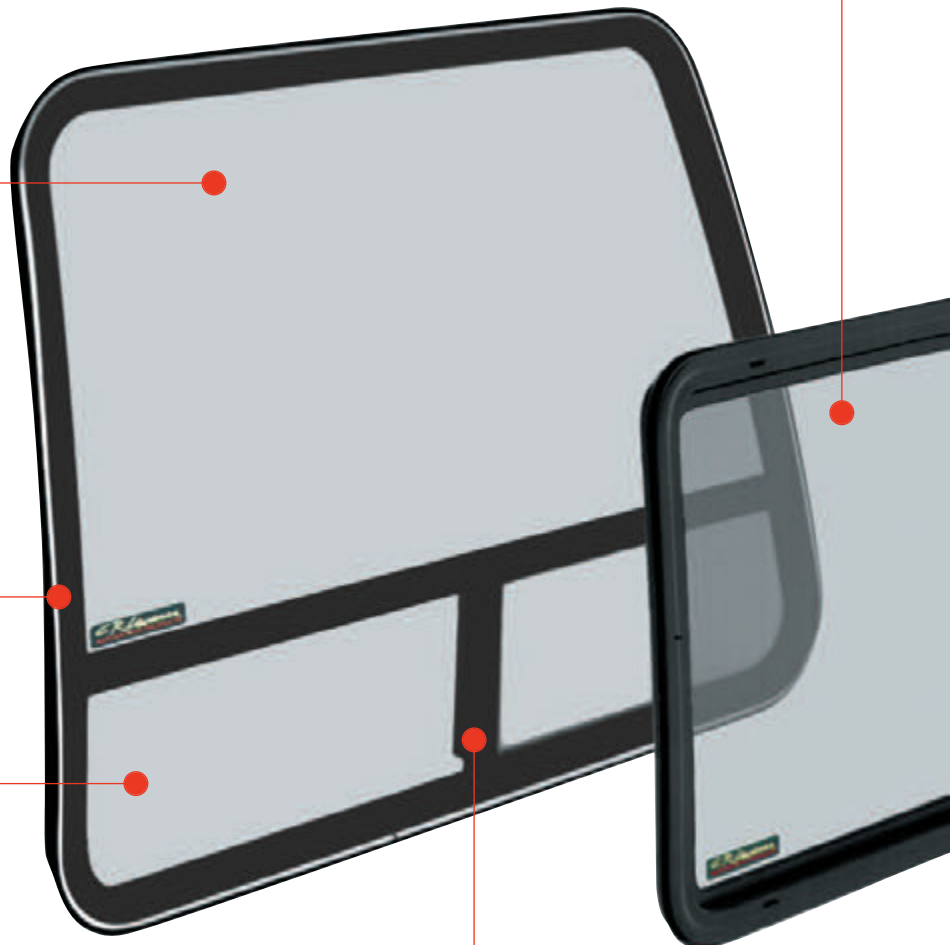
Accent Stripe on some models complements other trim and offers an alternative look.

Dark Solar Privacy Tinted Glass

Enhances appearance of van while contributing to interior comfort.

Sturdy Latching System

Our latching system combines ease of operation with secure latching and long service life.



QUALITY FEATURES THAT SET C.R. LAURENCE WINDOWS APART FROM THE REST

Slim-line Frame and Small Radius Corners

The slim frame is less intrusive on the appearance of the vehicle, and the small radius corners fit most factory indents.

Removable Screens

Simplifies maintenance, provides pass through option and excellent ventilation for all types of environments.

RV and Custom Windows

Available RV Window Styles:

T-Slider, Vertical Lift Sliders, Top Slider, Half Slider, and Fixed Glass

A wide variety of styles provides freedom and versatility for design concepts and specification fulfillment, eliminating the need for multiple suppliers.

A Variety of Glass Specifications Available

Your design options are increased by the selection of glass options available for all custom windows.

Built-In Setting Blocks

Installation blocks eliminate the tedious adjustments usually needed during the installation process to assure proper alignment, making installation easy and fast.

Welding Vinyl Glazing

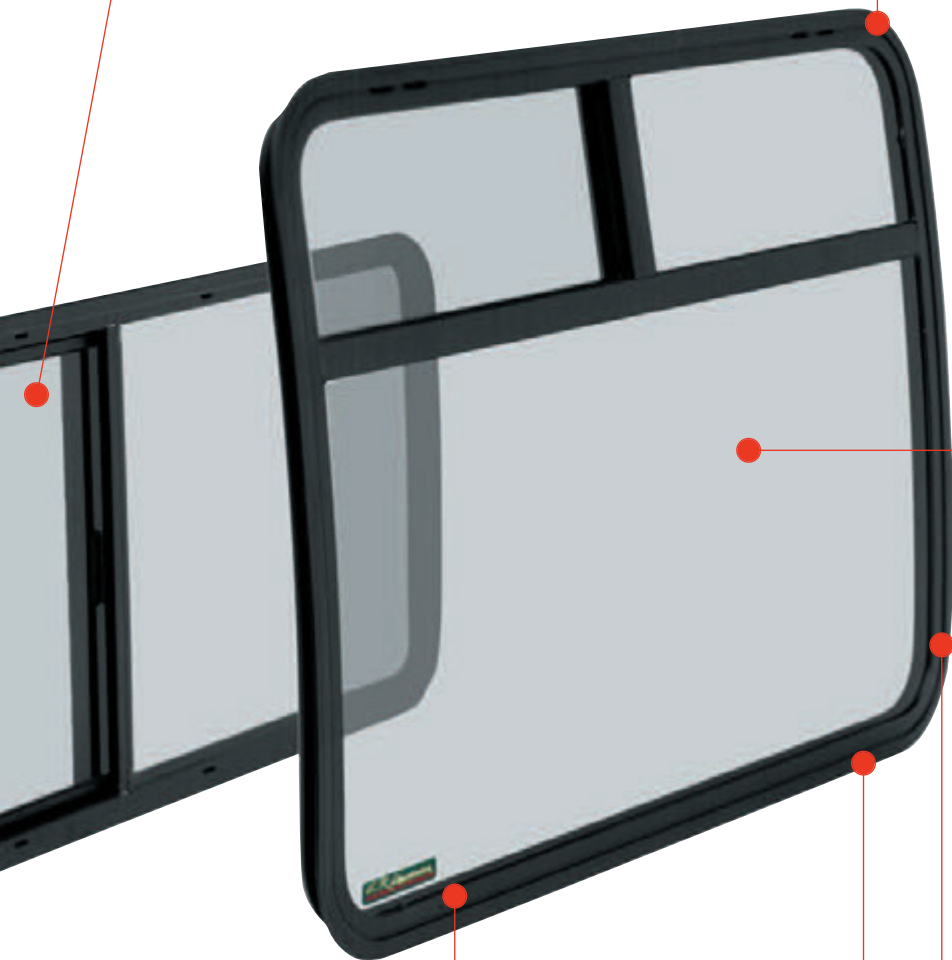
All windows are manufactured with welded vinyl glazing gaskets that eliminate creep and shrinkage.

Large Selection of Clamp Rings Available

We manufacture clamp rings to fit walls from 1/8" to 2-1/4" thick.

High Quality Paint Finish

We have our own high quality powder-paint line to give our windows years of low maintenance service life without finish failure.



CRL SPRINTER VAN "ALL GLASS LOOK" WINDOW

- "All Glass Look" Frames
- Solar Privacy Glass
- Uses OEM Stamping for Cut Line

CRL has "All Glass Look" Windows for the Dodge/Mercedes/Freightliner Sprinter Van from 2001 to current. They are the perfect accent to complement the aerodynamic styling of the Sprinter.


These windows have silk-screened black fade edges with Solar Privacy Glass that goes right to the black powder-coat finished frame edge for a flush look. The entire unit is contoured to match the sidewall or door, making installation as simple as a conventional fully framed window.

Our 2001-2006 and 2007+ Sprinter Van Windows are configured to fit within the OEM stampings and provide a customized OEM look. Whether converting the Sprinter for commercial or recreational use, CRL "All Glass Look" Windows are the right choice.


The use of the original equipment manufacturer's emblems throughout this catalog is intended solely as a guide to product selection. It does not infer, and is not to be construed as, an affiliation between C.R. Laurence Company and these manufacturers, nor as an endorsement of their products.



new



2001-2006 158" Wheel Base



2001-2006 140" Wheel Base



2001-2006 158" WHEEL BASE

CAT. NO.	LOCATION	TYPE	OUTSIDE FRAME DIM.
FW601	Driver's Side Forward Panel	T-Vent	42-1/2" x 24-1/2"
FW602	Driver's Side Middle/Rear Quarter Panel	T-Vent	52-1/4" x 24-1/2"
FW603L	Driver's Side Rear Door	Fixed	25" x 24-1/2"
FW603R	Passenger's Side Rear Door	Fixed	25" x 24-1/2"
FW602	Passenger's Side Rear Quarter Panel	T-Vent	52-1/4" x 24-1/2"
FW604	Passenger's Side Middle Panel	Fixed	42-1/4" x 24-1/2"
FW605	Passenger's Side Sliding Door	Fixed	40-1/2" x 24-1/2"
FW607	Passenger's Side Middle Panel (alternate)	Fixed	52-1/4" x 24-1/2"

Minimum order: 1 each.

2001-2006 140" WHEEL BASE

CAT. NO.	LOCATION	TYPE	OUTSIDE FRAME DIM.
FW601	Driver's Side Forward Panel	T-Vent	42-1/2" x 24-1/2"
FW606L	Driver's Side Rear Quarter Panel	T-Vent	72" x 24-1/2"
FW603L	Driver's Side Rear Door	Fixed	25" x 24-1/2"
FW603R	Passenger's Side Rear Door	Fixed	25" x 24-1/2"
FW606R	Passenger's Side Rear Quarter Panel	T-Vent	72" x 24-1/2"
FW605	Passenger's Side Sliding Door	Fixed	40-1/2" x 24-1/2"

Minimum order: 1 each.



CRL SPRINTER VAN "ALL GLASS LOOK" WINDOWS

The use of the original equipment manufacturer's emblems throughout this catalog is intended solely as a guide to product selection. It does not infer, and is not to be construed as, an affiliation between C.R. Laurence Company and these manufacturers, nor as an endorsement of their products.

new

- **Aerodynamic Styling for Customized Look**
- **Solar Privacy Glass Windows for Both Full and Short Cut Versions**



Dual Vent



Fixed



Fixed/Bonded Rear Door Windows

2007-2011 170" WHEEL BASE (SHORT CUT VERSION)

CAT. NO.	LOCATION	TYPE	OUTSIDE FRAME DIM.
FW611L	Driver's Side Forward Panel	T-Vent	51-1/4" x 21-9/16"
FW612L	Driver's Side Middle Panel	T-Vent	48-3/16" x 21-9/16"
FW613L	Driver's Side Rear Quarter Panel	T-Vent	43-1/8" x 21-1/4"
FW614L	Driver's Side Rear Door	Fixed	24-11/16" x 22-1/16"
FW614R	Passenger's Side Door	Fixed	24-11/16" x 22-1/16"
FW613R	Passenger's Side Rear Quarter Panel	T-Vent	43-1/8" x 21-1/4"
FW612R	Passenger's Side Middle Panel	T-Vent	48-3/16" x 21-9/16"
FW615R	Passenger's Side Sliding Door	T-Vent	49-7/16" x 21-9/16"

Minimum order: 1 each.

2007-2011 144" WHEEL BASE (SHORT CUT VERSION)

CAT. NO.	LOCATION	TYPE	OUTSIDE FRAME DIM.
FW616L	Driver's Side Forward Panel	T-Vent	51-7/8" x 21-9/16"
FW617L	Driver's Side Rear Quarter Panel	T-Vent	57" x 21-1/4"
FW614L	Driver's Side Rear Door	Fixed	24-11/16" x 22-1/16"
FW614R	Passenger's Side Rear Door	Fixed	24-11/16" x 22-1/16"
FW617R	Passenger's Side Rear Quarter Panel	T-Vent	57" x 21-1/4"
FW615R	Passenger's Side Sliding Door	Fixed	49-7/16" x 21-9/16"

Minimum order: 1 each.

2007-2011 170" WHEEL BASE (FULL CUT VERSION)

CAT. NO.	LOCATION	TYPE	NAGS NUMBER
FW621L	Driver's Side Forward Panel	Dual Vent	DD11858YPY
FW622L	Driver's Side Middle Panel	Fixed	DQ11862YPY
FW623L	Driver's Side Rear Quarter Panel	Dual Vent	DQ11864YPY
FW624L	Driver's Side Rear Door	Fixed/Bonded	N/A
FW624R	Passenger's Side Door	Fixed/Bonded	N/A
FW623R	Passenger's Side Rear Quarter Panel	Dual Vent	DQ11863YPY
FW622R	Passenger's Side Middle Panel	Fixed	DQ11861YPY
FW625R	Passenger's Side Sliding Door	Single Vent	DD11857YPY

Minimum order: 1 each.

2007-2011 144" WHEEL BASE (FULL CUT VERSION)

CAT. NO.	LOCATION	TYPE	NAGS NUMBER
FW621L	Driver's Side Forward Panel	Dual Vent	DD11858YPY
FW626L	Driver's Side Rear Quarter Panel	Dual Vent	DQ11860YPY
FW624L	Driver's Side Rear Door	Fixed/Bonded	N/A
FW624R	Passenger's Side Rear Door	Fixed/Bonded	N/A
FW627R	Passenger's Side Rear Quarter Panel	Fixed	DQ11859YPY
FW625R	Passenger's Side Sliding Door	Single Vent	DD11857YPY

Minimum order: 1 each.

CRL "ALL GLASS LOOK" VAN WINDOWS



- Models for Chevy/GMC Vans
- Matches Factory Flush Look
- Contoured to Match Side Walls and Doors

The continuing trend in van windows is CRL's "All Glass Look" selection for current model Chevy/GMC full size vans. They are the perfect accent to aerodynamic van styling, with dark solar glass that goes right to the edge for a flush look. Interior structural framing has a black powder-coat finish, concealed from outside view by the silk screened black fade edge of the glass. The entire unit is contoured to match the side wall or door, making installation as simple as conventional fully framed windows. Our T-Vent Bay Windows feature state-of-the-art operating hardware on the opening panels. Models are available to fit the forward and rear driver and passenger side panels, plus sliding and hinged side or rear doors.

NOTE: The dimensions shown for our Van Windows are "Cut-Out" sizes at the longest point, side-to-side and top-to-bottom. To determine their outer frame dimensions please refer to the table below.

VAN WINDOW SERIES	OUTER FRAME DIMENSION
FWXXXX	Add 1-1/4" to Cut-Out
VW1XXXX	Add 1-1/4" to Cut-Out
VW2XXXX	Add 1-1/4" to Cut-Out
VW3XXXX	Add 1-1/4" to Cut-Out
VW4XXXX	Add 3/4" to Cut-Out
VW5XXXX	Add 3/4" to Cut-Out
VW6XXXX	Add 3/4" to Cut-Out

"All Glass Look" Van Windows are Available for Installation in Rear and Side Doors, Plus Driver and Passenger Side Panel Locations

- Dark Solar Privacy Glass With Silk Screened Black Fade Edge

The use of the original equipment manufacturer's emblems throughout this catalog is intended solely as a guide to product selection. It does not infer, and is not to be construed as, an affiliation between C.R. Laurence Company and these manufacturers, nor as an endorsement of their products.





The use of the original equipment manufacturer's emblems throughout this catalog is intended solely as a guide to product selection. It does not infer, and is not to be construed as, an affiliation between C.R. Laurence Company and these manufacturers, nor as an endorsement of their products.

CRL "ALL GLASS LOOK" VAN WINDOWS



'97+ Chevy/GMC Full Size

- High-Tech "Aero" Look
- Dark Solar Privacy Glass
- Silk Screen Frit Edge
- Contoured to Match Van Walls

These windows combine the features, ventilation and installation ease of van conversion windows with the high-tech "aero" look of factory bonded glass. With their contoured dark solar privacy glass, silk screen frit edge, sturdy powder-coated frames, and smooth reliable hardware, CRL's "All Glass Look" Van Windows are the "cutting edge" in beauty, quality, and value!



NOTE: Because of their custom fit design, specific model applications are not interchangeable between van manufacturers.

NOTE: Cut-out dimensions are provided. To determine which window to order for replacement purposes, deduct 1-1/4" from the overall outside frame dimensions of your existing window to determine the cut-out size as shown on this page. All dimensions are taken at the longest point side-to-side and top-to-bottom.

Driver's Side Windows



DRIVER'S SIDE REAR PANEL

CAT. NO. FIXED	CAT. NO. T-VENT	CUT-OUT		ANGLE	WALL
		W	H		
FW122L	FW121L	41-1/2"	27"	90/6	1/8"
FW422L	FW421L	42-5/8"	27-3/8"	90/7	1/8"

Minimum order: 1 each.



DRIVER'S SIDE FORWARD PANEL

CAT. NO. FIXED	CAT. NO. T-VENT	CUT-OUT		ANGLE	WALL
		W	H		
FW112L	FW111L	41-1/2"	27"	90/90	1/8"
FW412L	FW411L	42-5/8"	27-3/8"	90/90	1/8"

Minimum order: 1 each.

Rear Door Windows



REAR DOORS

CAT. NO. FIXED	CUT-OUT		ANGLE	WALL	DOOR
	W	H			
FW151	22-3/8"	19-5/16"	10/90	1/8"	Driver
FW161	22-3/8"	19-5/16"	90/10	1/8"	Passenger

Minimum order: 1 each. **NOTE:** CRL Van Windows are packaged without screws or mounting tapes. Please ask for Cat. No. VW8X34S Screw Package which contains 25 black color-coded screws, and Cat. No. 60701 which is a 50' roll of 1/2" x 1/4" Foam Mounting Tape.

Passenger Side Windows



PASSENGER SIDE REAR PANEL

CAT. NO. FIXED	CAT. NO. T-VENT	CUT-OUT		ANGLE	WALL
		W	H		
FW122R	FW121R	41-1/2"	27"	6/90	1/8"
FW422R	FW421R	42-5/8"	27-3/8"	7/90	1/8"

Minimum order: 1 each.

Side Door Windows



PASSENGER SIDE HINGED DOORS

CAT. NO. FIXED	CUT-OUT		ANGLE	LOCATION
	W	H		
FW131	16-7/16"	20-7/8"	90/90	40% Rear
FW141	21-1/4"	21-1/8"	90/90	60% Front

Minimum order: 1 each.



PASSENGER SIDE SLIDING DOOR

CAT. NO. FIXED	CUT-OUT		ANGLE	WALL	LOCATION
	W	H			
FW131	16-7/16"	20-7/8"	90/90	1/8"	Sliding Door

Minimum order: 1 each. **NOTE:** Because of structural concerns, CRL recommends two 40% Door Windows in the sliding door, one on each side of the vertical beam.

CRL VAN WINDOWS

The use of the original equipment manufacturer's emblems throughout this catalog is intended solely as a guide to product selection. It does not infer, and is not to be construed as, an affiliation between C.R. Laurence Company and these manufacturers, nor as an endorsement of their products.



'97+ Full Size Chevy/GMC Conventional Framed Van Windows

- **The Industry Standard Design**
- **Popular Replacement Sizes Contoured to Match Side Walls and Doors**
- **Dark Solar Privacy Glass**
- **T-Slider Bay Windows are Screened**

CRL not only provides you with state-of-the-art design "All Glass Look" van windows, but continues to supply the industry with the conventional framed windows that have been the industry standard for years. CRL's Conventional Framed Van Windows not only offer the value prices you need to compete, but also offer a source for replacement windows for those thousands of vans with windows that fit within these dimensions.



*Use CRL as Your Complete Source
for New Conversion and
Replacement Van Windows*



The use of the original equipment manufacturer's emblems throughout this catalog is intended solely as a guide to product selection. It does not infer, and is not to be construed as, an affiliation between C.R. Laurence Company and these manufacturers, nor as an endorsement of their products.



'97+ Chevy/GMC Full Size Vans

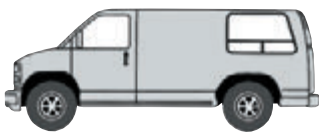
- **Dark Solar Privacy Glass****
- **Black Finish Powder-Coated Aluminum Frame**

Chevy/GMC van conversions are popular. American families are realizing the versatility of owning one of these vans in the full conversion mode. Cargo Vans sold into the commercial trades require side windows for lower insurance rates and safety. CRL can provide all these windows for your customers.

NOTE: Because of their custom fit design, specific model applications are not interchangeable between van manufacturers.

Driver's Side Windows

These windows are specific to the left side of the van.



DRIVER'S SIDE REAR PANEL

CAT. NO. T-SLIDER	CUT-OUT		ANGLE	WALL
	W	H		
VW21421L	40-1/8"	25-5/8"	90/17	1/8"

Minimum order: 1 each.



DRIVER'S SIDE FORWARD PANEL

CAT. NO. T-SLIDER	CUT-OUT		ANGLE	WALL
	W	H		
VW21391L	40"	25-3/4"	90/90	1/8"

Minimum order: 1 each.

Rear Door Windows

Designed to fit the contours and dimensions of the rear doors on the van.



REAR DOORS

CAT. NO. FIXED	CUT-OUT		ANGLE	WALL	DOOR
	W	H			
VW40391L	22-3/8"	19-5/16"	10/90	1/8"	Driver
VW40391R	22-3/8"	19-5/16"	90/10	1/8"	Passenger

Minimum order: 1 each.

NOTE: CRL Van Windows are packaged without screws or mounting tapes. Please ask for Cat. No. VW8X34S Screw Package which contains 25 black color-coded screws, and Cat. No. 60701 which is a 50' roll of 1/2" x 1/4" Foam Mounting Tape. **Please verify glass color when ordering replacements. 31% gray will be discontinued upon depletion and will be superseded by Solar Privacy 28%. This glass color allows less cabin heat build up and provides your customer with additional comfort.

CRL VAN WINDOWS



NOTE: Cut-out dimensions are provided. To determine which window to order for replacement purposes, deduct 1-1/4" from the overall outside frame dimensions of your existing window to determine the cut-out size as shown on this page. All dimensions are taken at the longest point side-to-side and top-to-bottom.

Passenger Side Window

This window is made for the passenger side rear quarter panel.



PASSENGER SIDE REAR PANEL



CAT. NO. T-SLIDER	CUT-OUT		ANGLE	WALL
	W	H		
VW21421R	40-1/8"	25-5/8"	17/90	1/8"

Minimum order: 1 each.

Side Door Windows

These windows fit either hinged or sliding side doors. Center vertical post should not be cut on sliding door.

NOTE: On the sliding side door, because of structural concerns, there is no full-width rectangular window available for this application. CRL recommends the use of two 40% windows on sliding doors. Use the 40/60 combination on hinged doors (40% window on the rear side door, and the 60% window on the forward side door) for this application.



PASSENGER SIDE DOORS

CAT. NO. FIXED	CUT-OUT		ANGLE	WALL	LOCATION
	W	H			
VW40381	16-3/8"	21-1/8"	90/90	1/8"	40% Rear
VW40371	21-1/4"	21-1/8"	90/90	1/8"	60% Forward

Minimum order: 1 each.

CRL VAN WINDOWS

The use of the original equipment manufacturer's emblems throughout this catalog is intended solely as a guide to product selection. It does not infer, and is not to be construed as, an affiliation between C.R. Laurence Company and these manufacturers, nor as an endorsement of their products.



'71-'96 Chevy/GMC Full Size Vans

Bay Windows

- **Dark Solar Privacy Glass****
- **Black Powder-Coated Aluminum Frame**
- **Also Available With Stainless Accent Stripe**

Bay Windows are available in Fixed, T-Slider, and Half Slider configurations. Listed below are some suggested styles for the full size standard and extended wheelbase Chevy/GMC Van. All van windows come standard with dark solar privacy glass. All have a powder-coated black frame, and some are available with a stainless steel accent stripe.



Driver's Side Forward



Driver's Side Rear



Passenger Side Rear

Door Windows

Sliding Side and Rear Door Windows are made to fit full size Chevy/GMC Vans perfectly every time. The small radius corners and slim frame enhances the appearance of all installations. Various clamp ring sizes are available to accommodate installations in all locations.

- **Half Sliders, T-Sliders, and Fixed Glass Styles**
- **Fully Contoured Dark Solar Privacy Glass****

Van Door Windows increase visibility and provide light for cargo vans. They complement our Bay Windows when used as a complete installation.



Sliding Door T-Slider



Fixed Door



Sliding Door Fixed Window



Sliding Door Half Slider

NOTE: Because of their custom fit design, specific model applications are not interchangeable between van manufacturers. **Please verify glass color when ordering replacements. 31% gray will be discontinued upon depletion and will be superseded by Solar Privacy 28%. This glass color allows less cabin heat build up and provides your customer with additional comfort.



The use of the original equipment manufacturer's emblems throughout this catalog is intended solely as a guide to product selection. It does not infer, and is not to be construed as, an affiliation between C.R. Laurence Company and these manufacturers, nor as an endorsement of their products.

CRL VAN WINDOWS



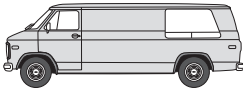
'71-'96 Chevy/GMC Full Size Vans

- **Dark Solar Privacy Glass** in Black Powder-Coated Frames**
- **Fixed, T-Slider, and Half Slider Styles**

Bay Windows are available in Fixed, T-Slider, and Half Slider configurations. Listed below are some suggested styles for the 1971 through 1996 full size Chevy/GMC Van. All Bay Windows are standard with dark solar privacy glass. Most windows can be chosen with either the standard black frame, or with the stainless steel accent stripe.

Driver's Side Windows

These windows are specific to the left side of the van.

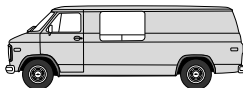


DRIVER'S SIDE REAR PANEL



CAT. NO. T-SLIDER	CUT-OUT		ANGLE	WALL
	W	H		
VW21501L*	40-1/16"	28-1/8"	90/17	1/8"
VW21491L	40-1/16"	28-1/8"	90/17	1/8"
VW21571L*	48-1/16"	28-1/8"	90/17	1/8"
VW21581L	48-1/16"	28-1/8"	90/17	1/8"

Minimum order: 1 each. *Denotes Stainless Steel Accent Frame.



DRIVER'S SIDE FORWARD PANEL



CAT. NO. FIXED	CAT. NO. HORIZ. SLIDER	CAT. NO. T-SLIDER	CUT-OUT		ANGLE	WALL
			W	H		
—	—	VW21191L*	29-3/16"	28-7/16"	90/90	1/8"
—	—	VW21201L	29-3/16"	28-1/4"	90/90	1/8"
—	—	VW21391L	40"	25-3/4"	90/90	1/8"
—	—	VW21471L*	40"	28-1/8"	90/90	1/8"
—	—	VW21481L	40"	28-1/8"	90/90	1/8"
VW40071	VW60071	VW50071L	44"-7/8"	17-1/8"	90/90	1/8"
—	VW60079	—	44"-7/8"	17-1/8"	90/90	2-1/4"

Minimum order: 1 each. *Denotes Stainless Steel Accent Frame.

Rear Door Windows

Designed to fit the contours and dimensions of the rear doors on the van.

REAR DOORS

CAT. NO. FIXED	CUT-OUT		ANGLE	WALL
	W	H		
VW40121	21-7/8"	17-1/8"	90/90	1/8"
VW40124	21-7/8"	17-1/8"	90/90	3/4"

Minimum order: 1 each.



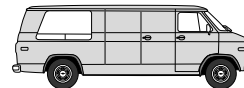
NOTE: CRL Van Windows are packaged without screws or mounting tapes. Please ask for Cat. No. VW8X34S Screw Package which contains 25 black color-coded screws, and Cat. No. 60701 which is a 50' roll of 1/2" x 1/4" Foam Mounting Tape. **Please verify glass color when ordering replacements. 31% gray will be discontinued upon depletion and will be superseded by Solar Privacy 28%. This glass color allows less cabin heat build up and provides your customer with additional comfort.



NOTE: Cut-out dimensions are provided. To determine which window to order for replacement purposes, deduct 1-1/4" from the overall outside frame dimensions of your existing window to determine the cut-out size as shown on this page. All dimensions are taken at the longest point side-to-side and top-to-bottom

Passenger Side Window

This window is made for the passenger side rear quarter panel.



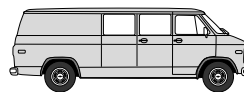
PASSENGER SIDE REAR PANEL

CAT. NO. T-SLIDER	CUT-OUT		ANGLE	WALL
	W	H		
VW21501R*	40-1/16"	28-1/8"	17/90	1/8"
VW21491R	40-1/16"	28-1/8"	17/90	1/8"
VW21571R*	48-1/16"	28-1/8"	17/90	1/8"
VW21581R	48-1/16"	28-1/8"	17/90	1/8"

Minimum order: 1 each. *Denotes Stainless Steel Accent Frame.

Side Door Windows


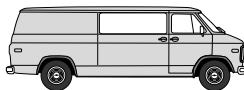
These windows are specific to hinged or sliding side doors.



PASSENGER SIDE HINGED DOORS

CAT. NO. FIXED	CUT-OUT		ANGLE	WALL	LOCATION
	W	H			
VW40194	24-1/2"	16-3/4"	90/90	3/4"	60% Forward
VW40204	12-7/8"	16-3/4"	90/90	3/4"	40% Rear

Minimum order: 1 each.



PASSENGER SIDE SLIDING DOOR

CAT. NO. FIXED	CAT. NO. HORIZ. SLIDER	CAT. NO. T-SLIDER	CUT-OUT		ANGLE	WALL
			W	H		
VW40071	VW60071	—	44-7/8"	17-1/8"	90/90	1/8"
VW40074	VW60074	VW50074R	44-7/8"	17-1/8"	90/90	3/4"

Minimum order: 1 each.

CRL MINIVAN WINDOWS

The use of the original equipment manufacturer's emblems throughout this catalog is intended solely as a guide to product selection. It does not infer, and is not to be construed as, an affiliation between C.R. Laurence Company and these manufacturers, nor as an endorsement of their products.



- Fixed and T-Slider Models
- All Have Dark Solar Privacy Glass
- Powder-Coated Black Finish Frames
- Optional Stainless Steel Accent Frames



Chevy/GMC



Chrysler/Dodge



Ford

Few would have guessed that when Chrysler introduced the minivan back in 1984 that they would become so popular. Families have traded in the traditional station wagon for them, and businesses see them as an economical replacement for full size vans used as delivery and service vehicles. Even the van conversion industry has embraced the minivan as downsized campers. There are millions of minivans on the road today, and they have owners who want to maximize the interiors. The first, and most popular van conversion accessories are Bay Windows, and CRL makes them for the most popular Chevy/GMC, Ford, and Dodge Minivans. You'll find that choosing the right windows is easy because we have organized them by make and body position, with a complete listing of available features and sizes.

NOTE: Because of their custom fit design, specific model applications are not interchangeable between van manufacturers.

Driver's Side Windows

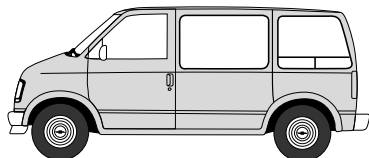
These Windows are specific to the left side of the van, in the forward and rear side body panels.



Fixed



T-Slider



Passenger Side Windows

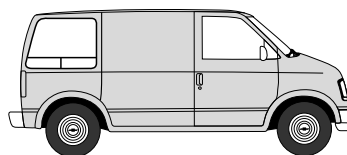
These Windows are made for the passenger side rear quarter panel on these vans.



Fixed



T-Slider



Rear Door Windows


These Windows fit the specific contours and dimensions of blank rear doors on these vans.



T-Slider



Fixed



Side Door Windows

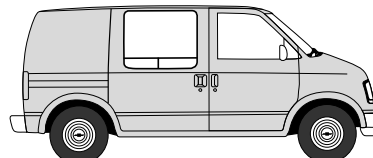
These windows fit the specific contours and dimensions of the sliding doors on these vans.



Fixed



T-Slider





The use of the original equipment manufacturer's emblems throughout this catalog is intended solely as a guide to product selection. It does not infer, and is not to be construed as, an affiliation between C.R. Laurence Company and these manufacturers, nor as an endorsement of their products.

CRL MINIVAN WINDOWS



1985 to 2005 Chevy Astro and GMC Safari Vans

- **Fixed and T-Slider With Dark Solar Privacy Glass****
- **Powder-Coated Frames**

Minivan Windows are available in Fixed and T-Slider configurations. Listed below are some suggested styles for the 1985 to 2005 Chevy Astro or GMC Safari Vans. All Windows are standard with dark solar privacy glass. Most windows have the standard black frame. Some are available with a stainless steel accent stripe.



Driver's Side Windows

These windows are specific to the left side of the van.



DRIVER'S SIDE REAR PANEL

CAT. NO. FIXED	CAT. NO. T-SLIDER	CUT-OUT		ANGLE	WALL
		W	H		
VW40261L	—	28-9/16"	18-13/16"	2/10	1/8"
—	VW50269L	28-9/16"	18-13/16"	2/10	2-1/4"
—	VW21151L	29"	20-7/8"	90/12	1/8"
—	VW21161L*	29-3/8"	24-1/16"	90/10	1/8"
—	VW21301L	34"	21"	90/12	1/8"
—	VW21311L	34"	24"	90/90	1/8"
—	VW21321L*	34"	24"	90/90	1/8"

Minimum order: 1 each. *Denotes Stainless Steel Accent Frame.



DRIVER'S SIDE FORWARD PANEL

CAT. NO. FIXED	CAT. NO. HORIZ. SLIDER	CAT. NO. T-SLIDER	CUT-OUT		ANGLE	WALL
			W	H		
—	—	VW21801L	31-7/16"	24-5/16"	90/90	1/8"
VW40271L	—	—	37-3/4"	19-1/2"	90/2	1/8"
VW40279L	VW60279L	VW50279L	37-3/4"	19-1/2"	90/2	2-1/4"
—	—	VW21351L	38"	21"	90/90	1/8"

Minimum order: 1 each.

Rear Door Windows

Designed to fit the contours and dimensions of blank rear doors on these vans.



REAR DOORS

CAT. NO. FIXED	CAT. NO. T-SLIDER	CUT-OUT		ANGLE	WALL	DOOR
		W	H			
VW40253L	VW50253L	23-11/16"	19-3/8"	10/90	1/2"	Driver
VW40253R	VW50253R	23-11/16"	19-3/8"	90/10	1/2"	Passenger

Minimum order: 1 each.

NOTE: Cut-out dimensions are provided. To determine which window to order for replacement purposes, deduct 1-1/4" from the overall outside frame dimensions of your existing window to determine the cut-out size as shown on this page. All dimensions are taken at the longest point side-to-side and top-to-bottom

Passenger Side Window

This window is made for the passenger side rear quarter panel area.



PASSENGER SIDE REAR PANEL

CAT. NO. FIXED	CAT. NO. T-SLIDER	CUT-OUT		ANGLE	WALL
		W	H		
VW40261R	—	28-9/16"	18-13/16"	10/2	1/8"
VW40269R	—	28-9/16"	18-13/16"	10/2	2-1/4"
—	VW21151R	29"	20-7/8"	12/90	1/8"
—	VW21161R	29-3/8"	24-1/16"	10/90	1/8"
—	VW21301R	34"	21"	12/90	1/8"
—	VW21311R	34"	24"	90/90	1/8"
—	VW21321R*	34"	24"	90/90	1/8"
VW40661R	—	35-3/8"	20-1/8"	9/90	1/8"
—	VW21351R	38"	21"	90/90	1/8"

Minimum order: 1 each. *Denotes Stainless Steel Accent Frame.

Side Door Windows

These windows fit the sliding side door.



PASSENGER SIDE SLIDING DOOR

CAT. NO. FIXED	CAT. NO. HORIZ. SLIDER	CAT. NO. T-SLIDER	CUT-OUT		ANGLE	WALL
			W	H		
VW40271R	—	—	37-3/4"	19-1/2"	2/90	1/8"
VW40274R	VW60274R	VW50274R	37-3/4"	19-1/2"	2/90	3/4"
—	—	VW21351R	38"	21"	90/90	1/8"

Minimum order: 1 each.

NOTE: CRL Van Windows are packaged without screws or mounting tapes. Please ask for Cat. No. VW8X34S Screw Package which contains 25 black color-coded screws, and Cat. No. 60701 which is a 50' roll of 1/2" x 1/4" Foam Mounting Tape. **Please verify glass color when ordering replacements. 31% Gray will be discontinued upon depletion and will be superseded by Solar Privacy 28%. This glass color allows less cabin heat build up and provides your customer with additional comfort.

CRL "ALL GLASS LOOK" VAN WINDOWS



- Models for E-Series Vans
- Matches Factory Flush Look
- Contoured to Match Side Walls and Doors

The use of the original equipment manufacturer's emblems throughout this catalog is intended solely as a guide to product selection. It does not infer, and is not to be construed as, an affiliation between C.R. Laurence Company and these manufacturers, nor as an endorsement of their products.

CRL's "All Glass Look" Van Windows for current model Ford full size vans are the perfect accent to aerodynamic van styling, with dark solar privacy glass that goes right to the edge for a flush look. Interior structural framing has a black powder-coat finish, concealed from outside view by the silk screened black fade edge of the glass. The entire unit is contoured to match the side wall or door, making installation as simple as conventional fully framed windows. Our T-Vent Bay Windows feature state-of-the-art operating hardware on opening panels.

"All Glass Look" Van Windows are Available to Fit the Forward and Rear Driver and Passenger Side Panels, Plus Sliding and Hinged Side or Rear Doors

NOTE: The dimensions shown for our Van Windows are "Cut-Out" at the longest point, side-to-side and top-to-bottom. To determine their outer frame dimensions please refer to the table below.

VAN WINDOW SERIES	OUTER FRAME DIMENSION
FWXXXXX	Add 1-1/4" to Cut-Out
VW1XXXX	Add 1-1/4" to Cut-Out
VW2XXXX	Add 1-1/4" to Cut-Out
VW3XXXX	Add 1-1/4" to Cut-Out
VW4XXXX	Add 3/4" to Cut-Out
VW5XXXX	Add 3/4" to Cut-Out
VW6XXXX	Add 3/4" to Cut-Out

- Silk Screened Black Fade Edge



- Dark Solar Privacy Glass



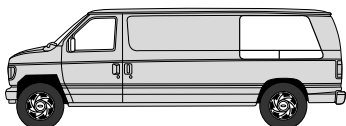
CRL "ALL GLASS LOOK" VAN WINDOWS

The use of the original equipment manufacturer's emblems throughout this catalog is intended solely as a guide to product selection. It does not infer, and is not to be construed as, an affiliation between C.R. Laurence Company and these manufacturers, nor as an endorsement of their products.

- High-Tech "Aero" Look
- Dark Solar Privacy Glass With Silk Screen Frit Edge**
- Designed to Match Contours of Van

CRL has "All Glass Look" Van Windows for '92+ Ford Vans. These windows offer the "Aero" design features now being used by OEM's: clean sight-lines, reglazable panels, and narrow frame exposures to the exterior. All opening vents have pop-out latches.

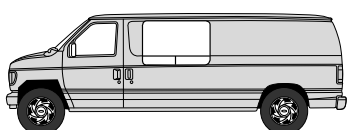
Driver's Side Windows



DRIVER'S SIDE REAR PANEL

CAT. NO. FIXED	CAT. NO. T-VENT	CUT-OUT		ANGLE	WALL
		W	H		
FW222L	FW221L	41-1/2"	26-5/8"	90/12	1/8"
FW422L	FW421L	42-5/8"	27-3/8"	90/7	1/8"

Minimum order: 1 each.

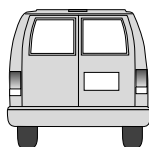


DRIVER'S SIDE FORWARD PANEL

CAT. NO. FIXED	CAT. NO. T-VENT	CUT-OUT		ANGLE	WALL
		W	H		
FW212L	FW211L	41-1/2"	27"	3/90	1/8"
FW412L	FW411L	42-5/8"	27-3/8"	90/90	1/8"

Minimum order: 1 each.

Rear Door Windows



REAR DOORS

CAT. NO. FIXED	CUT-OUT		ANGLE	WALL	DOOR
	W	H			
FW251	22-3/16"	18-5/8"	6/90	1/8"	Driver
FW261	20-7/16"	18-5/8"	90/6	1/8"	Passenger

Minimum order: 1 each.

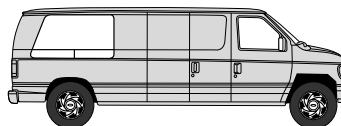
'92+ Ford Full Size Vans



NOTE: Because of their custom fit design, specific model applications are not interchangeable between van manufacturers.

NOTE: Cut-out dimensions are provided. To determine which window to order for replacement purposes, deduct 1-1/4" from the overall outside frame dimensions of your existing window to determine the cut-out size as shown on this page. All dimensions are taken at the longest point side-to-side and top-to-bottom.

Passenger Side Windows

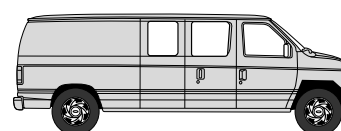


PASSENGER SIDE REAR PANEL

CAT. NO. FIXED	CAT. NO. T-VENT	CUT-OUT		ANGLE	WALL
		W	H		
FW222R	FW221R	41-1/2"	26-5/8"	12/90	1/8"
FW422R	FW421R	42-5/8"	27-3/8"	6/90	1/8"

Minimum order: 1 each.

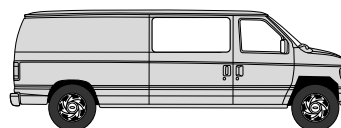
Side Door Windows



PASSENGER SIDE HINGED DOORS

CAT. NO. FIXED	CUT-OUT		ANGLE	WALL	LOCATION
	W	H			
FW231	14"	20-1/2"	90/90	1/8"	40% Rear
FW241	18-13/16"	20-1/2"	90/4	1/8"	60% Front

Minimum order: 1 each.



PASSENGER SIDE SLIDING DOOR*

CAT. NO. FIXED	CUT-OUT		ANGLE	WALL
	W	H		
FW271	40-3/8"	20-1/2"	90/3	1/8"

Minimum order: 1 each. * **NOTE:** Vans with sliding door must use reduced height windows in passenger side rear location.

NOTE: CRL Van Windows are packaged without screws or mounting tapes. Please ask for Cat. No. VW8X34S Screw Package which contains 25 black color-coded screws, and Cat. No. 60701 which is a 50' roll of 1/2" x 1/4" Foam Mounting Tape. **Please verify glass color when ordering replacements. 31% gray will be discontinued upon depletion and will be superseded by Solar Privacy 28%. This glass color allows less cabin heat build up and provides your customer with additional comfort.

CRL VAN WINDOWS

The use of the original equipment manufacturer's emblems throughout this catalog is intended solely as a guide to product selection. It does not infer, and is not to be construed as, an affiliation between C.R. Laurence Company and these manufacturers, nor as an endorsement of their products.



CRL '92+ Full Size Ford Conventional Framed Van Windows

Bay Windows

In 1992 Ford changed the body lines of their full size vans. The sloping roof line has enabled C.R. Laurence to design windows with more angles, giving a more attractive appearance. All windows are available with standard dark solar privacy glass. Some Bay Windows are also available with bronze solar reflective glass. All windows have black finish frames, some with the optional stainless steel accent stripe.



Door Windows

Our Door Windows feature a slim, black painted aluminum frame, small corner radius, and standard dark solar privacy glass. Door Windows come in three configurations: Fixed, Half Slider, and T-Slider, and are available with various clamp ring sizes to enable you to choose the installation and appearance best suited for your Ford van.



Standard Bay Windows

- Powder-Coated Black Frame
- Also Available With Accent Stripe

Made to fit standard and extended wheelbase vans. All have dark solar privacy glass.*



Driver's Side Forward



Driver's Side Rear



Accent Frame Passenger Side Rear

Door Windows

- Half Sliders, T-Sliders, and Fixed Glass Styles
- Fully Contoured Dark Solar Privacy Glass*

Van Door Windows increase visibility and provide light for cargo vans. They complement our Bay Windows when used as a complete installation.



Fixed Rear Door Window



40% Fixed Side Door Window



Sliding Door Fixed Window



Sliding Door Half Slider



Sliding Door T-Slider

NOTE: Because of their custom fit design, specific model applications are not interchangeable between van manufacturers.
 * Please verify glass color when ordering replacements. 31% gray will be discontinued upon depletion and will be superseded by Solar Privacy 28%. This glass color allows less cabin heat build up and provides your customer with additional comfort.



The use of the original equipment manufacturer's emblems throughout this catalog is intended solely as a guide to product selection. It does not infer, and is not to be construed as, an affiliation between C.R. Laurence Company and these manufacturers, nor as an endorsement of their products.

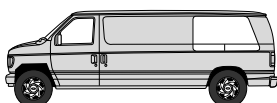
CRL VAN WINDOWS

Whether you are just adding windows to a cargo van for increased visibility, or doing a complete van conversion, CRL has the windows to complete the job. Choose our Accent Frame Windows for that custom look, or our Standard Windows. Both will provide improved ventilation and visibility for passengers.

- **Dark Solar Privacy Glass****
- **Black Powder-Coated Frame**

Driver's Side Windows

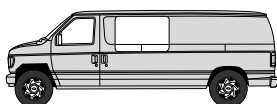
Specific for the left side of the van.



DRIVER'S SIDE REAR PANEL

CAT. NO. FIXED	CAT. NO. T-SLIDER	CUT-OUT		ANGLE	WALL
		W	H		
—	VW21462L#	40-1/16"	27-1/8"	90/17	1/4"
—	VW21431L*	40-1/8"	25-5/8"	90/17	1/8"
—	VW21421L	40-1/8"	25-5/8"	90/17	1/8"
—	VW21611L	55"	20-3/4"	2/11	1/8"
—	VW21599L	55-1/2"	21-1/2"	2/11	2-1/4"
VW40631L	—	56-3/8"	21-3/8"	2/11	1/8"

Minimum order: 1 each. * Accent Frame. # Bronze Glass.



DRIVER'S SIDE FORWARD PANEL

CAT. NO. FIXED	CAT. NO. HORIZ. SLIDER	CAT. NO. T-SLIDER	CUT-OUT		ANGLE	WALL
			W	H		
—	—	VW21391L	40"	25-3/4"	90/90	1/8"
—	—	VW21381L*	40"	25-3/4"	90/90	1/8"
—	—	VW21452L#	40-1/16"	27-1/8"	90/90	1/4"
VW40099L	VW60099L	VW50099L	40-3/8"	20-1/2"	90/3	2-1/4"
VW40091L	VW60091L	VW50091L	40-3/8"	20-1/2"	90/3	1/8"
—	—	VW21552L	41-1/2"	27"	3/3	1/4"
—	—	VW21601L	42-3/4"	20-3/4"	2/4	1/8"

Minimum order: 1 each. * Accent Frame. # Bronze Glass.

Rear Door Windows

Designed to fit the contours and dimensions of the rear doors on this van.

REAR DOORS

CAT. NO. FIXED	CUT-OUT		ANGLE	WALL	DOOR
	W	H			
VW40171	22-3/16"	18-5/8"	6/90	1/8"	Driver
VW40173	22-3/16"	18-5/8"	6/90	1/2"	Driver
VW40181	20-7/16"	18-5/8"	90/6	1/8"	Passenger
VW40183	20-7/16"	18-5/8"	90/6	1/2"	Passenger

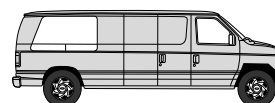
Minimum order: 1 each.



NOTE: Cut-out dimensions are provided. To determine which window to order for replacement purposes, deduct 1-1/4" from the overall outside frame dimensions of your existing window to determine the cut-out size as shown on this page. All dimensions are taken at the longest point side-to-side and top-to-bottom.

Passenger Side Windows

These windows are made for the passenger side rear quarter panel area.




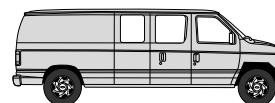
PASSENGER SIDE REAR PANEL

CAT. NO. FIXED	CAT. NO. T-SLIDER	CUT-OUT		ANGLE	WALL
		W	H		
—	VW21431R*	40-1/8"	25-5/8"	17/90	1/8"
—	VW21421R	40-1/8"	25-5/8"	17/90	1/8"
—	VW21542R	41-1/2"	26-1/2"	3/3	1/4"
—	VW21601R	43-1/8"	21-3/4"	4/2	1/8"
—	VW21611R	55"	21"	11/2	1/8"
—	VW21599R	55-1/2"	20-1/2"	11/2	2-1/4"
VW40631R	—	56-3/8"	21-3/8"	11/2	1/8"

Minimum order: 1 each. * Accent Frame.

Side Door Windows

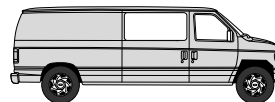
These windows fit either hinged side doors or sliding side doors.



PASSENGER SIDE HINGED DOORS

CAT. NO. FIXED	CUT-OUT		ANGLE	WALL	LOCATION
	W	H			
VW40163	14"	20-1/2"	90/90	1/2"	40% Rear
VW40161	14"	20-1/2"	90/90	1/8"	40% Rear
VW40143	18-13/16"	20-1/2"	90/4	1/2"	60% Front
VW40141	18-13/16"	20-1/2"	90/4	1/8"	60% Front

Minimum order: 1 each.



PASSENGER SIDE SLIDING DOOR

CAT. NO. FIXED	CAT. NO. HORIZ. SLIDER	CAT. NO. T-SLIDER	CUT-OUT		ANGLE	WALL
			W	H		
VW40091R	VW60091R	VW50091R	40-3/8"	20-1/2"	90/3	1/8"
VW40093R	VW60093R	VW50093R	40-3/8"	20-1/2"	90/3	1/2"

Minimum order: 1 each.

NOTE: CRL Van Windows are packaged without screws or mounting tapes. Please ask for Cat. No. VW8X34S Screw Package which contains 25 black color-coded screws, and Cat. No. 60701 which is a 50' roll of 1/2" x 1/4" Foam Mounting Tape. **Please verify glass color when ordering replacements. 31% gray will be discontinued upon depletion and will be superseded by Solar Privacy 28%. This glass color allows less cabin heat build up and provides your customer with additional comfort.

CRL VAN WINDOWS

CRL '75-'91 Ford Full Size Vans

Bay Windows

- **Black Powder-Coated Aluminum Frame**
- **Some Available With Accent Stripe**
- **Contoured Dark Solar Privacy Glass***

Bay Windows for Ford Vans are available in Fixed and T-Slider configurations. Listed at right are some suggested styles for the full size '75-'91 Ford Van. All Bay Windows have dark solar privacy glass*. Most Bay Windows give you the option of either the standard black frame or the frame with a stainless steel accent stripe.



The use of the original equipment manufacturer's emblems throughout this catalog is intended solely as a guide to product selection. It does not infer, and is not to be construed as, an affiliation between C.R. Laurence Company and these manufacturers, nor as an endorsement of their products.



Driver's Side Forward



Driver's Side Rear



Passenger Side Rear

Door Windows

- **T-Slider and Fixed Glass Models**
- **Fully Contoured Dark Solar Privacy Glass***

Side and Rear Door Windows are made to fit the full size '75-'91 Ford perfectly every time. The small radius corners and slim frame of our Door Windows enhance the appearance of all installations. Door Windows are available in Fixed and T-Slider configurations. Various clamp ring sizes are available to assist you in choosing the installation and appearance of your choice.

Van Door Windows increase visibility and provide light for cargo vans. They complement our Bay Windows when used as a complete installation.

NOTE: Because of their custom fit design, specific model applications are not interchangeable between van manufacturers.



Sliding Door T-Slider



*Sliding Door
Fixed Window*



*Side Door
Fixed Window*



*Rear Door
Fixed Window*

* Please verify glass color when ordering. 31% gray will be discontinued upon depletion and will be superseded by Solar Privacy 28%. This glass color allows less cabin heat build up and provides your customer with additional comfort.



The use of the original equipment manufacturer's emblems throughout this catalog is intended solely as a guide to product selection. It does not infer, and is not to be construed as, an affiliation between C.R. Laurence Company and these manufacturers, nor as an endorsement of their products.

CRL VAN WINDOWS

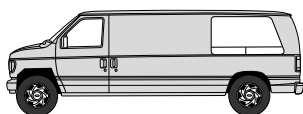
1975 to 1991 Ford Full Size Vans

Need van windows for a Ford? CRL Van Windows provide improved ventilation and visibility. All have 28% dark solar privacy glass** and black finish frames (some with a stainless steel accent stripe). Using the charts below, you can easily choose the window size, style, and trim for your Ford van. **NOTE:** Always be aware of the clamp ring size for your application. Knowing this will reduce installation time, and help select additional materials or tools that may be required.

- **Dark Solar Privacy Glass****
- **Black Powder-Coated Frame**

Driver's Side Windows

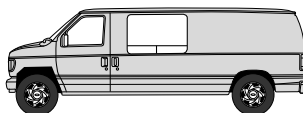
These windows are specific to the left side of the van.



DRIVER'S SIDE REAR PANEL

CAT. NO. T-SLIDER	CUT-OUT		ANGLE	WALL
	W	H		
VW21481L	40"	28-1/8"	90/90	1/8"
VW21501L*	40-1/16"	28-1/8"	90/17	1/8"
VW21491L	40-1/16"	28-1/8"	90/17	1/8"
VW21562L	44"	25-13/16"	90/15	1/4"
VW21571L*	48-1/16"	28-1/8"	90/17	1/8"
VW21581L	48-1/16"	28-1/8"	90/17	1/8"

Minimum order: 1 each. *Stainless Steel Accent Frame



DRIVER'S SIDE FORWARD PANEL

CAT. NO. T-SLIDER	CUT-OUT		ANGLE	WALL
	W	H		
VW21191L*	29-3/16"	28-7/16"	90/90	1/8"
VW21201L	29-3/16"	28-1/4"	90/90	1/8"
VW21391L	40"	25-3/4"	90/90	1/8"
VW21471L*	40"	28-1/8"	90/90	1/8"
VW50089L	43-11/16"	18-3/8"	90/90	2-1/4"

Minimum order: 1 each. *Stainless Steel Accent Frame

Rear Door Windows

Designed to fit the contours and dimensions of the rear doors on this van.



REAR DOORS

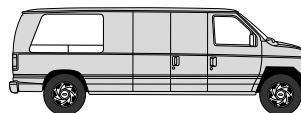
CAT. NO. FIXED	CUT-OUT		ANGLE	WALL
	W	H		
VW40152	20-13/16"	18-7/16"	90/90	1/4"
VW40155	20-13/16"	18-7/16"	90/90	1"

Minimum order: 1 each.

NOTE: Cut-out dimensions are provided. To determine which window to order for replacement purposes, deduct 1-1/4" from the overall outside frame dimensions of your existing window to determine the cut-out size as shown on this page. All dimensions are taken at the longest point side-to-side and top-to-bottom.

Passenger Side Windows

These windows are made for the passenger side rear quarter panel area.



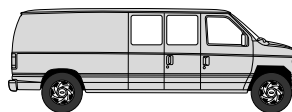
PASSENGER SIDE REAR PANEL

CAT. NO. T-SLIDER	CUT-OUT		ANGLE	WALL
	W	H		
VW21481R	40"	28-1/8"	90/90	1/8"
VW21501R*	40-1/16"	28-1/8"	17/90	1/8"
VW21491R	40-1/16"	28-1/8"	17/90	1/8"
VW21571R*	48-1/16"	28-1/8"	17/90	1/8"
VW21581R	48-1/16"	28-1/8"	17/90	1/8"

Minimum order: 1 each. *Stainless Steel Accent Frame

Side Door Windows

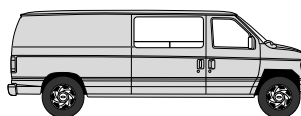
These Windows are specific to hinged or sliding side doors.



PASSENGER SIDE HINGED DOORS

CAT. NO. FIXED	CUT-OUT		ANGLE	WALL
	W	H		
VW40132	18-9/16"	18-3/8"	90/90	1/4"
VW40135	18-9/16"	18-3/8"	90/90	1"

Minimum order: 1 each.



PASSENGER SIDE SLIDING DOOR

CAT. NO. FIXED	CAT. NO. T-SLIDER	CUT-OUT		ANGLE	WALL
		W	H		
VW40082	—	43-11/16"	18-3/8"	90/90	1/4"
VW40086	VW50086R	43-11/16"	18-3/8"	90/90	1-1/4"

Minimum order: 1 each.

NOTE: CRL Van Windows are packaged without screws or mounting tapes. Please ask for Cat. No. VW8X34S Screw Package which contains 25 black color-coded screws, and Cat. No. 60701 which is a 50' roll of 1/2" x 1/4" Foam Mounting Tape. ** Please verify glass color when ordering replacements. 31% gray will be discontinued upon depletion and will be superseded by Solar Privacy 28%. This glass color allows less cabin heat build up and provides your customer with additional comfort.

CRL FORD TRANSIT CONNECT WINDOWS



The use of the original equipment manufacturer's emblems throughout this catalog is intended solely as a guide to product selection. It does not infer, and is not to be construed as, an affiliation between C.R. Laurence Company and these manufacturers, nor as an endorsement of their products.

CRL 2010+ Ford Transit Connect Windows

- Matches Factory Flush Look
- Contoured to Match Side and Door Stampings
- Dark Solar Privacy Glass

new



The newest thing in "All Glass Look" Windows is CRL's selection for 2010+ Ford Transit Connect Vans marketed in the U.S.A. They are the perfect accent to aerodynamic van styling with dark solar privacy glass that goes into the edge of the pinchweld for a flush look. Not only do they look good, these windows eliminate the blind spots that are a problem in vans with solid panels.

Door windows install with automotive urethane and primer, just like the original equipment glass. The silk-screened black fade edge conceals the urethane. Quarter Panel Windows install with a clamp ring on the pre-designed body stampings. All Windows are contoured to follow the door and quarter panels, making installation as simple as conventional windows.



Sliding Door



Quarter Panel



Rear Door

DRIVER'S SIDE WINDOWS

CAT. NO.	LOCATION	TYPE	OUTSIDE DIMENSIONS
FW290L	Sliding Door	Fixed/Bonded	33-11/32" x 23-1/16"
FW291L	Quarter Panel	Fixed/Clamp Ring	25-3/4" x 14-1/4"
FW292L	Rear Door	Fixed/Bonded	24-1/16" x 22-59/64"

Minimum order: 1 each.

PASSENGER SIDE WINDOWS

CAT. NO.	LOCATION	TYPE	OUTSIDE DIMENSIONS
FW290R	Sliding Door	Fixed/Bonded	33-11/32" x 23-1/16"
FW291R	Quarter Panel	Fixed/Clamp Ring	25-3/4" x 14-1/4"
FW292R	Rear Door	Fixed/Bonded	24-1/16" x 22-59/64"

Minimum order: 1 each.



The use of the original equipment manufacturer's emblems throughout this catalog is intended solely as a guide to product selection. It does not infer, and is not to be construed as, an affiliation between C.R. Laurence Company and these manufacturers, nor as an endorsement of their products.

CRL MINIVAN WINDOWS

'90-'96 Ford Aerostar

- Fixed, T-Slider and Half Slider Styles
- Powder-Coated Frames
- Dark Gray Tinted Glass
- Designed to Fit Contours of Van

Windows for the Ford Aerostar are contoured to fit the van perfectly. Our windows increase driver visibility, and provide additional ventilation for passenger comfort. Windows are available in Fixed, T-Slider, and Half Slider configurations.



Driver's Side Windows

These windows are specific to the left side of the van.



DRIVER'S SIDE REAR PANEL

CAT. NO.	CUT-OUT		H	ANGLE	WALL
	HORIZ. SLIDER	W			
VW60249L		25-1/2"	17"	3/17	2-1/4"

Minimum order: 1 each.



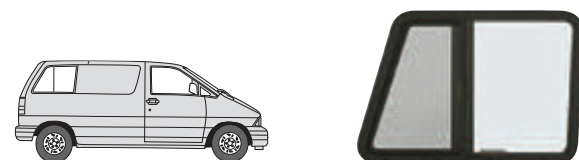
DRIVER'S SIDE FORWARD PANEL

CAT. NO.	CUT-OUT		H	ANGLE	WALL
	FIXED	W			
VW11011L		28"	19"	15/23	1/8"

Minimum order: 1 each.

Passenger Side Window

This window is made for the passenger side rear quarter panel area.



PASSENGER SIDE REAR PANEL

CAT. NO.	CUT-OUT		H	ANGLE	WALL
	HORIZ. SLIDER	W			
VW60249R		25-1/2"	17"	17/3	2-1/4"

Minimum order: 1 each.

Rear Door Windows

Designed to fit the contours and dimensions of the rear doors on this van.



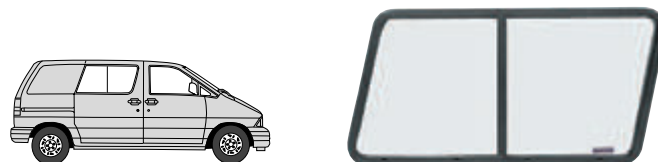
REAR DOORS

CAT. NO.	CUT-OUT		H	ANGLE	WALL	DOOR
	FIXED	W				
VW40041R		22-5/8"	18-5/16"	90/12	1/8"	Passenger
VW40041L		22-5/8"	18-5/16"	12/90	1/8"	Driver

Minimum order: 1 each.

Side Door Windows

These windows fit only in the passenger side sliding door.



PASSENGER SIDE SLIDING DOOR

CAT. NO.	CAT. NO.	CUT-OUT		H	ANGLE	WALL
		FIXED	HORIZ. SLIDER			
VW40293R	VW60293R			34-11/16"	16-5/16"	13/13

Minimum order: 1 each.

NOTE: CRL Van Windows are packaged without screws or mounting tapes. Please ask for Cat. No. VW8X34S Screw Package which contains 25 black color-coded screws, and Cat. No. 60701 which is a 50' roll of 1/2" X 1/4" Foam Mounting Tape.

CRL "ALL GLASS LOOK" VAN WINDOWS



The use of the original equipment manufacturer's emblems throughout this catalog is intended solely as a guide to product selection. It does not infer, and is not to be construed as, an affiliation between C.R. Laurence Company and these manufacturers, nor as an endorsement of their products.



- Contoured to Match Side Walls and Doors for a Factory Flush Look
- Dark Solar Privacy Glass With Silk Screened Black Fade Edge

Improve the looks of '78-'03 Full Size Dodge Vans with CRL's "All Glass Look" Windows. They are the perfect accent to aerodynamic van styling, with dark solar privacy glass that goes right to the edge for a flush look. Interior structural framing has a black powder-coat finish, concealed from outside view by the silk screened black fade edge of the glass. The entire unit is contoured to match the side wall or door, making installation as simple as conventional fully framed windows. Our T-Vent Bay Windows feature state-of-the-art opening panels for extra ventilation to van interiors.



CRL "All Glass Look" Van Windows are Available for Installation in Rear and Side Doors, Plus Driver and Passenger Side Panel Locations

NOTE: The dimensions shown for our Van Windows are "Cut-Out" sizes at the longest point, side-to-side and top-to-bottom. To determine their outer frame dimensions please refer to the table below.

VAN WINDOW SERIES	OUTER FRAME DIMENSION
FWXXXX	Add 1-1/4" to Cut-Out
VW1XXXX	Add 1-1/4" to Cut-Out
VW2XXXX	Add 1-1/4" to Cut-Out
VW3XXXX	Add 1-1/4" to Cut-Out
VW4XXXX	Add 3/4" to Cut-Out
VW5XXXX	Add 3/4" to Cut-Out
VW6XXXX	Add 3/4" to Cut-Out






CRL "ALL GLASS LOOK" VAN WINDOWS

The use of the original equipment manufacturer's emblems throughout this catalog is intended solely as a guide to product selection. It does not infer, and is not to be construed as, an affiliation between C.R. Laurence Company and these manufacturers, nor as an endorsement of their products.

- High-Tech "Aero" Look
- Dark Solar Privacy Glass
- Silk Screen Frit Edge
- Contoured to Match Van Walls

CRL offers "The Look" in our "All Glass Look" Van Windows for Dodge full size vans. OEM designs have encouraged our engineers to redesign the conventional van window, resulting in the "All Glass Look". Aluminum frames have durable black powder-coated paint finish. Pop-out vents complete the total package that your customers are demanding.

Driver's Side Windows



DRIVER'S SIDE FORWARD AND REAR PANELS

CAT. NO. FIXED	CAT. NO. T-VENT	CUT-OUT		ANGLE	WALL	LOCATION
		W	H			
FW312L	FW311L	41-1/2"	28"	90/90	1/8"	Forward
FW322L	FW321L	41-1/2"	28"	90/8	1/8"	Rear
FW362L	—	29"	28"	90/8	1/8"	Rear

Minimum order: 1 each.

Rear Door Windows



REAR DOORS

CAT. NO. FIXED	CUT-OUT		ANGLE	WALL	LOCATION
	W	H			
FW331	20-1/8"	17-5/8"	90/90	1"	Both Doors

Minimum order: 1 each. **NOTE:** CRL Van Windows are packaged without screws or mounting tapes. Please ask for Cat. No. VW8X34S Screw Package which contains 25 black color-coded screws, and Cat. No. 60701 which is a 50' roll of 1/2" x 1/4" Foam Mounting Tape.

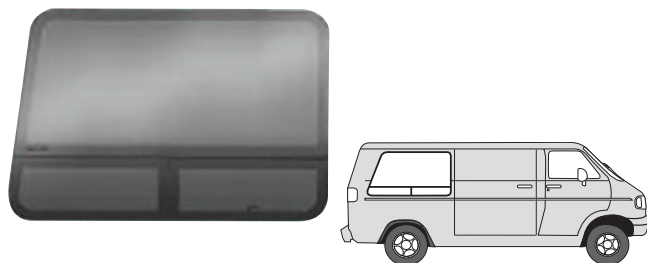
'78-'03 Dodge Full Size Vans



NOTE: Because of their custom fit design, specific model applications are not interchangeable between van manufacturers.

NOTE: Cut-out dimensions are provided. To determine which window to order for replacement purposes, deduct 1-1/4" from the overall outside frame dimensions of your existing window to determine the cut-out size as shown on this page. All dimensions are taken at the longest point side-to-side and top-to-bottom.

Passenger Side Windows

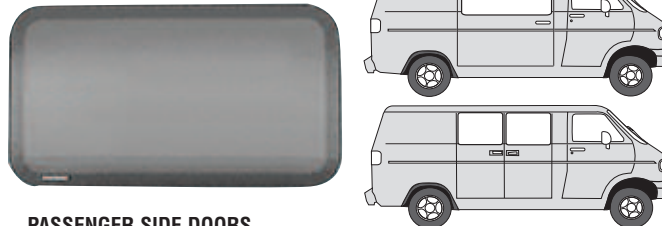


PASSENGER SIDE REAR PANEL

CAT. NO. FIXED	CAT. NO. T-VENT	CUT-OUT		ANGLE	WALL	LOCATION
		W	H			
FW322R	FW321R	41-1/2"	28"	8/90	1/8"	Rear
FW362R	—	29"	28"	8/90	1/8"	Rear

Minimum order: 1 each.

Side Door Windows



PASSENGER SIDE DOORS

CAT. NO. FIXED	CUT-OUT		ANGLE	WALL	LOCATION
	W	H			
FW331	20-1/8"	17-5/8"	90/90	1"	Hinged Doors
FW371	43-11/16"	17-5/8"	90/90	1"	Sliding Door

Minimum order: 1 each.

CRL VAN WINDOWS

The use of the original equipment manufacturer's emblems throughout this catalog is intended solely as a guide to product selection. It does not infer, and is not to be construed as, an affiliation between C.R. Laurence Company and these manufacturers, nor as an endorsement of their products.



'78-'03 Full Size Dodge Conventional Framed Van Windows

- Standard Design for the Industry
- Popular Replacement Sizes
- Dark Solar Privacy Glass and Black Finish Frames
- Optional Accent Frames
- T-Slider Bay Windows are Screened



NOTE: Because of their custom fit design, specific model applications are not interchangeable between van manufacturers.

CRL not only supplies you with state-of-the-art design "All Glass Look" Van Windows, but continues to supply the industry with the conventional framed windows that have been the industry standard for years. There are thousands of these Dodge vans on the road, and they all require a source for replacement windows. CRL is your source. Please reference the charts on the following pages to locate the window you need.



*Use CRL as Your Complete Source for New
Conversion and Replacement Van Windows*





The use of the original equipment manufacturer's emblems throughout this catalog is intended solely as a guide to product selection. It does not infer, and is not to be construed as, an affiliation between C.R. Laurence Company and these manufacturers, nor as an endorsement of their products.

CRL VAN WINDOWS

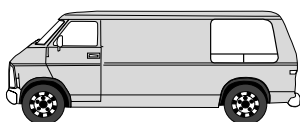
'78-'03 Dodge Full Size Vans

Whether you are adding windows for increased visibility, or doing a complete van conversion, CRL has the windows to complete the job. Using the charts below, you can easily choose the window size, style, and trim for your customer's van.

- **Dark Solar Privacy Glass****
- **Powder-Coated Frames**

Driver's Side Windows

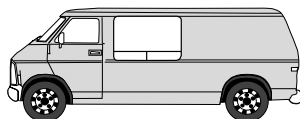
Specific to the left side of the van.



DRIVER'S SIDE REAR PANEL

CAT. NO. T-SLIDER	CUT-OUT		ANGLE	WALL
	W	H		
VW21491L	40-1/16"	28-1/8"	90/17	1/8"
VW21501L*	40-1/16"	28-1/8"	90/17	1/8"
VW21581L	48-1/16"	28-1/8"	90/17	1/8"
VW21571L*	48-1/16"	28-1/8"	90/17	1/8"

Minimum order: 1 each. * Denotes Stainless Steel Accent Frame



DRIVER'S SIDE FORWARD PANEL

CAT. NO. T-SLIDER	CAT. NO. HORIZ. SLIDER	CUT-OUT		ANGLE	WALL
		W	H		
VW21201L	—	29-3/16"	28-1/4"	90/90	1/8"
VW21191L*	—	29-3/16"	28-7/16"	90/90	1/8"
VW21481L	—	40"	28-1/8"	90/90	1/8"
VW21471L*	—	40"	28-1/8"	90/90	1/8"
VW50069L	VW60069	43-11/16"	17-5/8"	90/90	2-1/4"

Minimum order: 1 each. * Denotes Stainless Steel Accent Frame

Rear Door Windows

Designed to fit the contours and dimensions of the rear doors on this van.



REAR DOORS

CAT. NO. FIXED	CUT-OUT		ANGLE	WALL
	W	H		
VW40112	20-1/16"	17-5/8"	90/90	1/4"
VW40115	20-1/16"	17-5/8"	90/90	1"
VW40119	20-1/16"	17-5/8"	90/90	2-1/4"

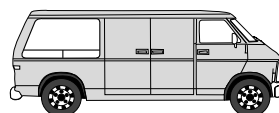
Minimum order: 1 each.

NOTE: Always be aware of the clamp ring size for your application. Knowledge of this size helps with your installation time, as well as the additional materials or tools that may be required.

NOTE: Cut-out dimensions are provided. To determine which window to order for replacement purposes, deduct 1-1/4" from the overall outside frame dimensions of your existing window to determine the cut-out size as shown on this page. All dimensions are taken at the longest point side-to-side and top-to-bottom.

Passenger Side Windows

These windows are made for the passenger side rear quarter panel area.



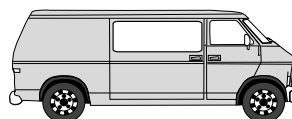
PASSENGER SIDE REAR PANEL

CAT. NO. T-SLIDER	CUT-OUT		ANGLE	WALL
	W	H		
VW21491R	40-1/16"	28-1/8"	17/90	1/8"
VW21501R*	40-1/16"	28-1/8"	17/90	1/8"
VW21581R	48-1/16"	28-1/8"	17/90	1/8"
VW21571R*	48-1/16"	28-1/8"	17/90	1/8"

Minimum order: 1 each. * Denotes Stainless Steel Accent Frame

Side Door Windows

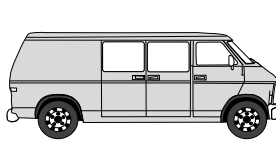
These windows fit either hinged or sliding side doors.



PASSENGER SIDE SLIDING DOOR

CAT. NO. FIXED	CAT. NO. T-SLIDER	CAT. NO. HORIZ. SLIDER	CUT-OUT		ANGLE	WALL
			W	H		
VW40062	—	VW60062	43-11/16"	17-5/8"	90/90	1/4"
VW40065	VW50065R	VW60065	43-11/16"	17-5/8"	90/90	1"

Minimum order: 1 each.



PASSENGER SIDE HINGED DOORS

CAT. NO. FIXED	CUT-OUT		ANGLE	WALL
	W	H		
VW40112	20-1/16"	17-5/8"	90/90	1/4"
VW40115	20-1/16"	17-5/8"	90/90	1"

Minimum order: 1 each.

NOTE: CRL Van Windows are packaged without screws or mounting tapes. Please ask for Cat. No. VW8X34S Screw Package which contains 25 black color-coded screws, and Cat. No. 60701 which is a 50' roll of 1/2" x 1/4" Foam Mounting Tape. **Please verify glass color when ordering replacements. 31% gray will be discontinued upon depletion and will be superseded by Solar Privacy 28%. This glass color allows less cabin heat build up and provides your customer with additional comfort.

CRL MINIVAN WINDOWS

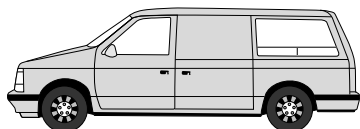
'84-'95 Dodge Caravan and Plymouth Voyager

- Fixed, T-Slider, and Half Slider Styles
- Powder-Coated Frames
- Dark Solar Privacy Glass**
- Contoured to Fit Van Sidewalls

Bay Windows for the Dodge Caravan/Plymouth Voyager are contoured to fit the van perfectly. Our windows increase driver visibility and provide additional ventilation. Bay Windows are available in Fixed, Half Slider, and T-Slider configurations. All Windows come standard with dark solar privacy glass and black finish frames.

Driver's Side Windows

These windows are specific to the left side of the van.



T-Slider

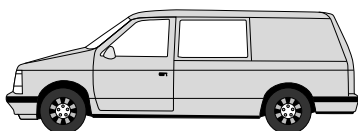
DRIVER'S SIDE REAR PANEL

CAT. NO.	CUT-OUT		ANGLE	WALL
	T-SLIDER	W H		
VW21281L		33-1/8" 16-3/4"	90/17	1/8"

Minimum order: 1 each.

Driver's Side Windows

These windows are specific to the left side of the van.



Half Slider

DRIVER'S SIDE FORWARD PANEL

CAT. NO.	CAT. NO.	CUT-OUT		ANGLE	WALL
FIXED	HALF SLIDER	W	H		
VW40239L	VW60239L	33-3/16"	17-1/8"	90/3	2-1/4"

Minimum order: 1 each.

The use of the original equipment manufacturer's emblems throughout this catalog is intended solely as a guide to product selection. It does not infer, and is not to be construed as, an affiliation between C.R. Laurence Company and these manufacturers, nor as an endorsement of their products.



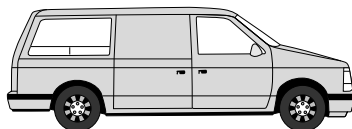
NOTE: Because of their custom fit design, specific model applications are not interchangeable between van manufacturers.



NOTE: Cut-out dimensions are provided. To determine which window to order for replacement purposes, deduct 1-1/4" from the overall outside frame dimensions of your existing window to determine the cut-out size as shown on this page. All dimensions are taken at the longest point side-to-side and top-to-bottom.

Passenger Side Windows

These windows are made for the passenger side rear quarter panel area.



T-Slider

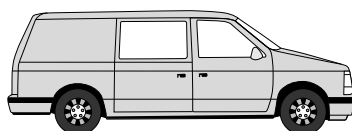
PASSENGER SIDE REAR PANEL

CAT. NO.	CUT-OUT		ANGLE	WALL
	T-SLIDER	W H		
VW21281R		33-1/8" 16-3/4"	17/90	1/8"

Minimum order: 1 each.

Side Door Windows

These windows fit only the sliding side door of these vans.



Half Slider

PASSENGER SIDE SLIDING DOOR

CAT. NO.	CAT. NO.	CUT-OUT		ANGLE	WALL
FIXED	HALF SLIDER	W	H		
VW40235R	VW60235R	33-3/16"	17-1/8"	3/90	1"

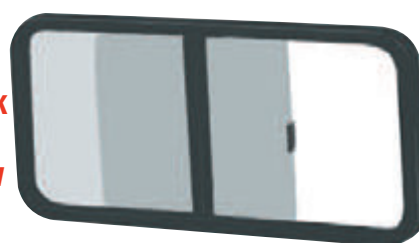
Minimum order: 1 each.

NOTE: CRL Van Windows are packaged without screws or mounting tapes. Please ask for Cat. No. VW8X34S Screw Package which contains 25 black color-coded screws, and Cat. No. 60701 which is a 50' roll of 1/2" x 1/4" Foam Mounting Tape. **Please verify glass color when ordering replacements. 31% gray will be discontinued upon depletion and will be superseded by Solar Privacy 28%. This glass color allows less cabin heat build up and provides your customer with additional comfort.



CRL UNIVERSAL FLAT SURFACE WINDOWS

- All Purpose Windows for Vans, Campers, RVs, Travel and Equipment Trailers, Livestock Trailers, Sleepover Cabs, or Just About Anywhere You Need a Quality Sliding Window
- Available in Stock Sizes or Custom Built to Order



Our Universal Flat Surface Windows are the 'all-purpose solution' to ventilate and increase visibility in just about any vehicle with flat walls. The frames are made of extruded aluminum with a black powder-coated finish. The metal is then formed to surround dark solar privacy glass. The sliding panel has a positive locking latch for security, and the ventilating panel is screened to let air in and keep bugs out. Universal handing lets you use them on the right hand, left hand or back side of the vehicle because built-in weep holes allow for proper drainage. Trim ring thickness options are 1-1/2" and 2-1/4". The 2-1/4" ring is reversible for 1/8" skin-mount applications. We offer three stock sizes of Vertical Lift Sliders, and four stock sizes of Horizontal Half Sliders. You also have the option of ordering custom sizes (see below). With this much versatility, it's easy to see why our Universal Flat Surface Windows are the 'all-purpose solution' to many of your window needs.

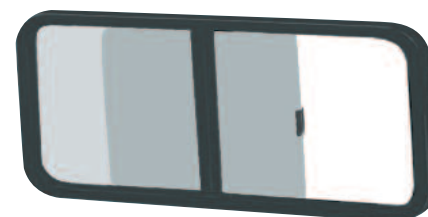
Vertical Lift Sliders

- Three Stock Sizes
- Dark Solar Privacy Glass**
- Metal Locking Latch
- Choice of Trim Rings



Horizontal Half Sliders

- Four Stock Sizes
- Dark Solar Privacy Glass**
- Metal Locking Latch
- Choice of Trim Rings



CAT. NO.	CUT-OUT		WALL
	W	H	
VW7189	18"	28"	*2-1/4"
VW7186	18"	28"	1-1/2"
VW7249	24"	28"	*2-1/4"
VW7246	24"	28"	1-1/2"
VW7289	28"	28"	*2-1/4"
VW7286	28"	28"	1-1/2"

Minimum order: 1 each. *Reversible trim ring for 1/8" wall applications.

NOTE: Cut-out dimensions are provided. To determine which window to order for replacement purposes, deduct 1-1/4" from the overall outside frame dimensions of your existing window to determine the cut-out size as shown on this page. All dimensions are taken at the longest point side-to-side and top-to-bottom.

**Please verify glass color when ordering replacements. 31% Gray will be discontinued upon depletion and will be superseded by Solar Privacy 28%. This glass color allows less cabin heat build up and provides your customer with additional comfort.

CAT. NO.	CUT-OUT		WALL
	W	H	
VW8209	20"	15-1/2"	*2-1/4"
VW8206	20"	15-1/2"	1-1/2"
VW8249	24"	15-1/2"	*2-1/4"
VW8246	24"	15-1/2"	1-1/2"
VW8369	36"	15-1/2"	*2-1/4"
VW8366	36"	15-1/2"	1-1/2"
VW8409	40"	15-1/2"	*2-1/4"
VW8406	40"	15-1/2"	1-1/2"

Minimum order: 1 each. *Reversible trim ring for 1/8" wall applications.

CRL UNIVERSAL VAN BAY WINDOWS

- T-Slider and Vertical Lift Slider Styles
- Contoured Black Finish Frames
- Standard 1/8" Interior Clamp Ring
- Dark Solar Privacy Glass**

Universal Van Bay Windows are made to fit various make and model vans, and allow you to choose from many shapes and sizes for replacement needs or for new installations. Our windows feature 15° sloped sills for superior drainage, dark solar privacy glass, and black powder-coated frames for long life. The modern flush fitting frames will enhance the appearance of any van, and because they are contoured to the curvature of the sidewall, installations are simplified and trouble-free.



CRL Driver's Side Rectangular T-Slider Windows

These T-Slider Windows fit either the driver's side forward or rear panel positions.



CAT. NO.	CUT-OUT		
	W	H	WALL
VW21111L	19-3/4"	30-9/16"	1/8"
VW50309L	24"	32"	2-1/4"
VW21201L	29-3/16"	28-1/4"	1/8"
VW21241L	29-3/16"	30-9/16"	1/8"
VW21271L	33-1/4"	16-3/4"	1/8"
VW21311L	34"	24"	1/8"

Minimum order: 1 each.



CAT. NO.	CUT-OUT		
	W	H	WALL
VW50309R	24"	32"	2-1/4"
VW21201R	29-3/16"	28-1/4"	1/8"
VW21241R	29-3/16"	30-9/16"	1/8"
VW21271R	33-1/4"	16-3/4"	1/8"
VW21311R	34"	24"	1/8"

Minimum order: 1 each.

CRL Universal Vertical Lift Slider Windows



- Dark Solar Privacy Glass**
- Standard 1/8" Interior Clamp Ring

Our Vertical Lift Slider Windows feature larger openings for improved ventilation. Their universal contoured design allows them to be used, along with our fixed windows, on either side of a van. Dark solar privacy glass is surrounded by black powder-coated frames.

CAT. NO.	CUT-OUT		
	W	H	WALL
VW31031	16-11/16"	20-5/16"	1/8"
VW31041	16-11/16"	24-1/16"	1/8"
VW31071	16-11/16"	28-1/16"	1/8"
VW31091	16-11/16"	30-9/16"	1/8"
VW31101	17-15/16"	27-9/16"	1/8"
VW31111	19-3/4"	30-9/16"	1/8"
VW31121	24"	34"	1/8"
VW31171	29-3/16"	24-1/8"	1/8"
VW31201	29-3/16"	28-1/16"	1/8"
VW31241	29-3/16"	30-9/16"	1/8"

Minimum order: 1 each.

NOTE: Cut-out dimensions are provided. To determine which window to order for replacement purposes, deduct 1-1/4" from the overall outside frame dimensions of your existing window to determine the cut-out size as shown on this page. All dimensions are taken at the longest point side-to-side and top-to-bottom.

**Please verify glass color when ordering replacements. 31% Gray will be discontinued upon depletion and will be superseded by Solar Privacy 28%. This glass color allows less cabin heat build up and provides your customer with additional comfort.



CRL UNIVERSAL VAN BAY WINDOWS

- **Stainless Steel Accent in Black Finish Frame**
- **T-Slider and Vertical Lift Slider Styles**
- **Standard 1/8" Interior Clamp Ring**
- **Dark Solar Privacy Glass****

Universal Van Bay Windows with Accent Frames offer you the best looking van windows for your customer. The stainless steel insert will not rust or fade over the life of the window. Standard 15° sloped sill and black powder-coated frames provide long lasting beauty and operation. These windows will fit a variety of vans because of their universal contour. If you are looking to replace an existing window, or using them in a conversion van, you should find the size you need below.



CRL Driver's Side Rectangular T-Slider Windows

These windows are 90° angled, and fit either the driver's side forward or rear panel positions.



CAT. NO.	CUT-OUT	
	W	H
VW21181L	29-3/16"	24-1/8"
VW21191L	29-3/16"	28-7/16"
VW21321L	34"	24"
VW21381L	40"	25-3/4"
VW21471L	40"	28-1/8"

Minimum order: 1 each.

CRL Passenger Side Rectangular T-Slider Window

This window is 90° angled, and mounts on the passenger side rear quarter panel.



CAT. NO.	CUT-OUT	
	W	H
VW21321R	34"	24"

Minimum order: 1 each.

CRL Universal Vertical Lift Slider Window



- **Dark Solar Privacy Glass****

Vertical Lift Slider Window with Stainless Steel Accent Frame offers additional value to your customer when installed in the van. This window has a larger opening vent for improved ventilation. Window comes with an 1/8" interior clamp ring, locking latch, and a contoured, black powder-coated frame.

- **Standard 1/8" Interior Clamp Ring**

CAT. NO.	CUT-OUT	
	W	H
VW31051	16-11/16"	24-1/16"

Minimum order: 1 each. **NOTE:** Cut-out dimensions are provided. To determine which window to order for replacement purposes, deduct 1-1/4" from the overall outside frame dimensions of your existing window to determine the cut-out size as shown on this page. All dimensions are taken at the longest point side-to-side and top-to-bottom.

**Please verify glass color when ordering replacements. 31% Gray will be discontinued upon depletion and will be superseded by Solar Privacy 28%. This glass color allows less cabin heat build up and provides your customer with additional comfort.

CRL RECTANGULAR BLACK FRAME VAN WINDOWS

- Dark Solar Privacy Glass**
- Four Configurations in Van Specific or Universal Models



Fixed



H-Slider



T-Slider



V-Slider

CAT. NO. FIXED	CAT. NO. H-SLIDER	CAT. NO. T-SLIDER	CAT. NO. V-SLIDER	CUT-OUT		WALL	LOCATION*	MAKE/YEARS
				W	H			
VW40625	—	—	—	11"	16"	1"	UNIV	Universal
VW40204	VW60204	—	—	12-7/8"	16-3/4"	3/4"	PSF	Chev '71-'96
VW40161	—	—	—	14"	20-1/2"	1/8"	HSD	Ford '92+
VW40163	—	—	—	14"	20-1/2"	1/2"	HSD	Ford '92+
—	VW60212	—	—	14-3/4"	33"	1/4"	UNIV	Universal
—	—	—	VW31031	16-11/16"	20-5/16"	1/8"	UNIV	Universal
—	—	—	VW31041	16-11/16"	24-1/16"	1/8"	UNIV	Universal
—	—	—	VW31071	16-11/16"	28-1/16"	1/8"	UNIV	Universal
—	—	—	VW31091	16-11/16"	30-9/16"	1/8"	UNIV	Universal
—	VW60229	—	—	17-3/16"	33"	2-1/4"	UNIV	Universal
—	—	—	VW31101	17-15/16"	27-9/16"	1/8"	UNIV	Universal
—	—	—	VW31111	19-3/4"	30-9/16"	1/8"	UNIV	Universal
—	—	VW21111L	—	19-3/4"	30-9/16"	1/8"	UNIV	Universal
VW40119	—	—	—	20-1/8"	17-5/8"	2-1/4"	DSR	Dodge '78+
—	—	VW50309L	—	24"	32"	2-1/4"	UNIV	Universal
—	—	VW50309R	—	24"	32"	2-1/4"	UNIV	Universal
—	—	—	VW31121	24"	34"	1/8"	UNIV	Universal
—	—	VW21121L	—	24"	34"	1/8"	DSR	Universal
—	—	VW50419L	—	28"	28"	2-1/4"	DSR	Universal
—	—	VW21221L	—	29"	29"	1/8"	DSR	Universal
—	—	—	VW31171	29-3/16"	24-1/8"	1/8"	UNIV	Universal
—	—	—	VW31201	29-3/16"	28-1/16"	1/8"	UNIV	Universal
—	—	VW21201L	—	29-3/16"	28-1/4"	1/8"	UNIV	Universal
—	—	VW21201R	—	29-3/16"	28-1/4"	1/8"	UNIV	Universal
—	—	—	VW31241	29-3/16"	30-9/16"	1/8"	UNIV	Universal
—	—	VW21241L	—	29-3/16"	30-9/16"	1/8"	UNIV	Universal
—	—	VW21241R	—	29-3/16"	30-9/16"	1/8"	UNIV	Universal
—	—	VW21801L	—	31-7/16"	24-5/16"	1/8"	DSF	Astro/Safari
—	—	VW21791L	—	31-15/16"	28-3/16"	1/8"	DSR	Dodge '78+
—	—	VW21791R	—	31-15/16"	28-3/16"	1/8"	PSR	Dodge '78+
—	—	VW21271L	—	33-1/4"	16-3/4"	1/8"	UNIV	Universal
—	—	VW21271R	—	33-1/4"	16-3/4"	1/8"	UNIV	Universal
—	—	VW21311L	—	34"	24"	1/8"	UNIV	Universal
—	—	VW21311R	—	34"	24"	1/8"	UNIV	Universal
—	—	VW21351L	—	38"	21"	1/8"	DSF	Astro/Safari
—	—	VW21351R	—	38"	21"	1/8"	PSR	Astro/Safari
—	—	VW21391L	—	40"	25-3/4"	1/8"	DSF	Universal
—	—	VW21821L	—	40"	27"	1/8"	DSF	MKIII GM/FRD
—	—	VW21481L	—	40"	28-1/8"	1/8"	DSR	Universal
—	—	VW21481R	—	40"	28-1/8"	1/8"	PSR	Universal
—	—	VW21452L#	—	40-1/16"	27-1/8"	1/4"	DSF	Ford '92+
—	—	VW21771L	—	42-11/16"	27-7/16"	1/8"	DSF	MKIII GM/FRD
—	VW60069	VW50069L	—	43-11/16"	17-5/8"	2-1/4"	DSF	Dodge '78+
VW40082	VW60082	—	—	43-11/16"	18-3/8"	1/4"	DSF	Ford '75-'91
—	VW60089	VW50089L	—	43-11/16"	18-3/8"	2-1/4"	DSF	Ford '75-'91
VW40071	VW60071	VW50071L	—	44-7/8"	17-1/8"	1/8"	DSF	Chev '71-'96
—	VW60079	—	—	44-7/8"	17-1/8"	2-1/4"	DSF	Chev '71-'96

- Contoured to Vehicle Profile for a Perfect Fit and Easier Installation



Minimum order: 1 each. All measurements are shown in inches. # Bronze Glass.

*LOCATION KEY: DSF=Driver's Side Forward; DSR=Driver's Side Rear; HSD=Hinged Side Door; PSF=Passenger Side Forward; PSR=Passenger Side Rear; UNIV=Universal (Either Side).

NOTE: Because of their custom fit design, specific model applications are not interchangeable between van manufacturers.

**Please verify glass color when ordering replacements. 31% gray will be discontinued upon depletion and will be superseded by Solar Privacy 28%. This glass color allows less cabin heat build up and provides your customer with additional comfort.

CRL ANGLED BLACK FRAME VAN WINDOWS

- Model Specific Windows for Chevy/GMC, Ford, and Dodge Vans and Universal Models
- Half Slider, Fixed, and T-Slider Configurations
- Dark Solar Privacy Glass**



CAT. NO. FIXED	CAT. NO. H-SLIDER	CAT. NO. T-SLIDER	CUT-OUT		ANGLE	WALL	LOCATION*	MAKE/YEARS
W	H							
—	VW60249L	—	25-1/2"	17"	3/17	2-1/4"	DSR	Aerostar
—	VW60249R	—	25-1/2"	17"	17/3	2-1/4"	PSR	Aerostar
VW11011L	—	—	28"	19"	15/23	1/8"	DSF	Aerostar
—	—	VW50269L	28-9/16"	18-13/16"	2/10	2-1/4"	DSR	Astro/Safari
VW40269R	—	—	28-9/16"	18-13/16"	10/2	2-1/4"	PSR	Astro/Safari
VW40261L	—	—	28-9/16"	18-13/16"	2/10	1/8"	DSR	Astro/Safari
VW40261R	—	—	28-9/16"	18-13/16"	10/2	1/8"	PSR	Astro/Safari
—	—	VW21151L	29"	20-7/8"	90/12	1/8"	DSR	Astro/Safari
—	—	VW21151R	29"	20-7/8"	12/90	1/8"	PSR	Astro/Safari
—	—	VW21811R	31-3/16"	24-1/8"	10/90	1/8"	PSR	Astro/Safari
VW40239L	VW60239L	—	33-3/16"	17-1/8"	90/2	2-1/4"	DSF	Caravan
—	—	VW21281L	33-1/8"	16-3/4"	90/17	1/8"	DSR	Caravan
—	—	VW21281R	33-1/8"	16-3/4"	17/90	1/8"	PSR	Caravan
—	—	VW21301L	34"	21"	90/12	1/8"	DSR	Astro/Safari
—	—	VW21301R	34"	21"	12/90	1/8"	PSR	Astro/Safari
VW40661R	—	—	35-3/8"	20-1/8"	9/90	1/8"	PSR	Astro/Safari
—	—	VW21831L#	37-1/4"	26-3/8"	2/4	1/8"	DSR	MKIII Dodge
—	—	VW21831R#	37-1/4"	26-3/8"	4/2	1/8"	PSR	MKIII Dodge
VW40271L	—	—	37-3/4"	19-1/2"	90/2	1/8"	DSF	Astro/Safari
VW40279L	VW60279L	VW50279L	37-3/4"	19-1/2"	90/2	2-1/4"	DSF	Astro/Safari
—	—	VW21851R	40"	25-7/16"	4/2	1/8"	PSR	MKIII Ford
—	—	VW21462L	40-1/16"	27-1/8"	90/17	1/4"	DSR	Ford '92+
—	—	VW21491L	40-1/16"	28-1/8"	90/17	1/8"	DSR	Universal
—	—	VW21491R	40-1/16"	28-1/8"	17/90	1/8"	PSR	Universal
—	—	VW21421L	40-1/8"	25-5/8"	90/17	1/8"	DSR	Universal
—	—	VW21421R	40-1/8"	25-5/8"	17/90	1/8"	PSR	Universal
—	—	VW21821L	40-7/16"	26-7/8"	90/2	1/8"	DSR	MKIII Dodge
VW40091L	VW60091L	VW50091L	40-3/8"	20-1/2"	90/3	1/8"	DSF	Ford '92+
VW40099L	VW60099L	VW50099L	40-3/8"	20-1/2"	90/3	2-1/4"	DSF	Ford '92+
—	—	VW21841L	41-5/16"	25-15/16"	4/2	1/8"	DSF	MKIII Ford
—	—	VW21542R	41-1/2"	26-1/2"	3/3	1/4"	PSR	Ford '92+
—	—	VW21552L	41-1/2"	27"	3/3	1/4"	DSR	Ford '92+
—	—	VW21781L	42-3/4"	27-7/16"	90/7	1/8"	DSR	MKIII GM/FRD
—	—	VW21781R	42-3/4"	27-7/16"	7/90	1/8"	PSR	MKIII GM/FRD
—	—	VW21601L	42-3/4"	20-3/4"	2/4	1/8"	DSR	Ford '92+
—	—	VW21601R	43-1/8"	21-3/4"	4/2	1/8"	PSR	Ford '92+
—	—	VW21562L	44"	25-13/16"	90/15	1/4"	DSR	Universal
—	—	VW21581L	48-1/16"	28-1/8"	90/17	1/8"	DSR	Universal
—	—	VW21581R	48-1/16"	28-1/8"	17/90	1/8"	PSR	Universal
—	—	VW21611L	55"	20-3/4"	2/11	1/8"	DSR	Ford '92+
—	—	VW21611R	55"	21"	11/2	1/8"	PSR	Ford '92+
—	—	VW21599L	55-1/2"	21-1/2"	2/11	2-1/4"	DSR	Ford '92+
—	—	VW21599R	55-1/2"	20-1/2"	11/2	2-1/4"	PSR	Ford '92+
VW40631L	—	—	56-3/8"	21-3/8"	2/11	1/8"	DSR	Ford '92+
VW40631R	—	—	56-3/8"	21-3/8"	11/2	1/8"	PSR	Ford '92+

NOTE: Because of their custom fit design, specific model applications are not interchangeable between van manufacturers.

**Please verify glass color when ordering replacements. 31% gray will be discontinued upon depletion and will be superseded by Solar Privacy 28%. This glass color allows less cabin heat build up and provides your customer with additional comfort.

Minimum order: 1 each. All measurements are shown in inches. # Bronze Glass.

*LOCATION KEY: DSF=Driver's Side Forward; DSR=Driver's Side Rear; PSR=Passenger Side Rear; UNIV=Universal (Either Side).

CRL VAN DOOR WINDOWS

• **Model Specific Windows for Chevy/GMC, Ford and Dodge Vans**

• **Dark Solar Privacy Glass****

• **Contoured to Vehicle Profile for a Perfect Fit and Easier Installation**

CAT. NO. FIXED	CAT. NO. H-SLIDER	CAT. NO. T-SLIDER	CUT-OUT		ANGLE	WALL	LOCATION*	MAKE/YEARS
W	H							
VW40204	—	—	12-7/8"	16-3/4"	90	3/4"	HSD	CHEVY '71-'96
VW40161	—	—	14"	20-1/2"	90	1/8"	HSD	FORD '92+
VW40163	—	—	14"	20-1/2"	90	1/2"	HSD	FORD '92+
VW40381	—	—	16-3/8"	21-1/8"	90	1/8"	HSD	CHEVY '97+
VW40132	—	—	18-9/16"	18-3/8"	90	1/4"	HSD	FORD '75-'91
VW40135	—	—	18-9/16"	18-3/8"	90	1"	HSD	FORD '75-'91
VW40141 #	—	—	18-13/16"	20-1/2"	90/4	1/8"	HSD	FORD '92+
VW40143 #	—	—	18-13/16"	20-1/2"	90/4	1/2"	HSD	FORD '92+
VW40112	—	—	20-1/16"	17-5/8"	90	1/4"	HSD	DODGE '78+
VW40115	—	—	20-1/16"	17-5/8"	90	1"	HSD	DODGE '78+
VW40119	—	—	20-1/16"	17-5/8"	90	2-1/4"	HRD	DODGE '78+
VW40181 #	—	—	20-7/16"	18-5/8"	90/6	1/8"	RHRD	FORD '92+
VW40183 #	—	—	20-7/16"	18-5/8"	90/6	1/2"	RHRD	FORD '92+
VW40152	—	—	20-13/16"	18-7/16"	90	1/4"	HRD	FORD '75-'91
VW40155	—	—	20-13/16"	18-7/16"	90	1"	HRD	FORD '75-'91
VW40371	—	—	21-1/4"	21-1/8"	90	1/8"	HSD	CHEVY '97
VW40121	—	—	21-7/8"	17-1/8"	90	1/8"	HRD	CHEVY '71-'96
VW40124	—	—	21-7/8"	17-1/8"	90	3/4"	HRD	CHEVY '71-'96
VW40171 #	—	—	22-3/16"	18-5/8"	6/90	1/8"	LHRD	FORD '92+
VW40173 #	—	—	22-3/16"	18-5/8"	6/90	1/2"	LHRD	FORD '92+
VW40391L #	—	—	22-3/8"	19-5/16"	10/90	1/8"	LHRD	CHEVY '97+
VW40391R #	—	—	22-3/8"	19-5/16"	90/10	1/8"	RHRD	CHEVY '97+
VW40041L #	—	—	22-5/8"	18-3/8"	12/90	1/8"	LHRD	AEROSTAR
VW40041R #	—	—	22-5/8"	18-3/8"	90/12	1/8"	RHRD	AEROSTAR
VW40253L #	—	VW50253L #	23-11/16"	19-3/8"	10/90	1/2"	LHRD▲	ASTRO/SAFARI
VW40253R #	—	VW50253R #	23-11/16"	19-3/8"	90/10	1/2"	RHRD▲	ASTRO/SAFARI
VW40194	—	—	24-1/2"	16-3/4"	90	3/4"	HSD	CHEVY '71-'96
VW40235R #	VW60235R	—	33-3/16"	17-1/8"	3/90	1"	SSD	CARAVAN
VW40293R #	VW60293R	—	34-11/16"	16-5/16"	13/13	1/2"	SSD	AEROSTAR
VW40271R #	—	—	37-3/4"	19-1/2"	2/90	1/8"	SSD	ASTRO/SAFARI
VW40274R #	VW60274R	VW50274R #	37-3/4"	19-1/2"	2/90	3/4"	SSD▲	ASTRO/SAFARI
—	—	VW21351R	38"	21"	90	1/8"	SSD	ASTRO/SAFARI
VW40091R #	VW60091R #	VW50091R #	40-3/8"	20-1/2"	90/3	1/8"	SSD	FORD '92+
VW40093R #	VW60093R #	VW50093R	40-3/8"	20-1/2"	90/3	1/2"	SSD	FORD '92+
VW40062	VW60062	—	43-11/16"	17-5/8"	90	1/4"	SSD	DODGE '78+
VW40065	VW60065	VW50065R	43-11/16"	17-5/8"	90	1"	SSD	DODGE '78+
VW40082	VW60082	—	43-11/16"	17-5/8"	90	1/4"	SSD	FORD '75-'91
VW40086	VW60086	VW50086R	43-11/16"	18-3/8"	90	1-1/4"	SSD	FORD '75-'91
—	VW60055	—	43-3/4"	15-3/8"	90	1"	SSD	DODGE '71-'77
VW40071	VW60071	—	44-7/8"	17-1/8"	90	1/8"	SSD	CHEVY '71-'96
VW40074	VW60074	VW50074R	44-7/8"	17-1/8"	90	3/4"	SSD	CHEVY '71-'96

Minimum order: 1 each. # Angled Frame. All others are rectangular. All measurements are shown in inches.

*LOCATION KEY: HSD—Hinged Side Door; HRD—Hinged Rear Door (Either Side); LHRD—Left Hinged Rear Door; RHRD—Right Hinged Rear Door; SSD—Sliding Side Door.

**Please verify glass color when ordering replacements. 31% Gray will be discontinued upon depletion and will be superseded by Solar Privacy 28%. This glass color allows less cabin heat build up and provides your customer with additional comfort.

▲ These windows designed for installation into blank steel doors only.



CRL VAN WINDOWS WITH ACCENT FRAMES



- **Stainless Steel Accent Stripe Complements Other Trim on Van**
- **Frames Have Black Powder-Coat Finish**
- **Dark Solar Privacy Glass****



CAT. NO. T-SLIDER	CAT. NO. V-SLIDER	CUT-OUT		ANGLE	WALL	LOCATION*	MAKE/YEARS
		W	H				
—	VW31051	16-11/16"	24-1/16"	90	1/8"	UNIV	UNIVERSAL
VW21181L	—	29-3/16"	24-1/8"	90	1/8"	UNIV	UNIVERSAL
VW21191L	—	29-3/16"	28-7/16"	90	1/8"	UNIV	UNIVERSAL
VW21161L #	—	29-3/8"	24-1/16"	90/10	1/8"	DSR	ASTRO/SAFARI
VW21161R #	—	29-3/8"	24-1/16"	10/90	1/8"	PSR	ASTRO/SAFARI
VW21321L	—	34"	24"	90	1/8"	UNIV	UNIVERSAL
VW21321R	—	34"	24"	90	1/8"	UNIV	UNIVERSAL
VW21381L	—	40"	25-3/4"	90	1/8"	UNIV	UNIVERSAL
VW21471L	—	40"	28-1/8"	90	1/8"	UNIV	UNIVERSAL
VW21501L #	—	40-1/16"	28-1/8"	90/17	1/8"	DSR	UNIVERSAL
VW21501R #	—	40-1/16"	28-1/8"	17/90	1/8"	PSR	UNIVERSAL
VW21431L #	—	40-1/8"	25-5/8"	90/17	1/8"	DSR	FORD '92+
VW21431R #	—	40-1/8"	25-5/8"	17/90	1/8"	PSR	FORD '92+
VW21571L #	—	48-1/16"	28-1/8"	90/17	1/8"	DSR	UNIVERSAL
VW21571R #	—	48-1/16"	28-1/8"	17/90	1/8"	PSR	UNIVERSAL

NOTE: Because of their custom fit design, specific model applications are not interchangeable between van manufacturers.

Angled Frame. All others are rectangular. % Contempo logo on glass. All measurements are shown in inches.

***LOCATION KEY:** DSF=Driver's Side Forward; DRS=Driver's Side Rear; PSR=Passenger Side Rear; UNIV=Universal.

**Please verify glass color when ordering replacements. 31% Gray will be discontinued upon depletion and will be superseded by Solar Privacy 28%. This glass color allows less cabin heat build up and provides your customer with additional comfort.

CRL R.V. AND TRAILER WINDOWS

At C.R. Laurence, We Do It Right!

When it comes to recreational vehicles and trailers, CRL is your source for the best in fully-framed, non-contoured windows. We make Side-Sliders, T-Sliders, Vertical Sliders, and Fixed Windows in dozens of shapes and sizes to meet the needs of manufacturers nationwide. We can make just the right windows for you.



Campers



Trailers



Motorhomes



Horse Trailers



CRL R.V. AND TRAILER WINDOWS

With our continued commitment to supply all of your automotive window needs, C.R. Laurence offers an extensive range of R.V. and Trailer Windows. From fixed windows for camper doors, through sliding R.V. and Motorhome Windows, to Horse Trailer Feed Doors, C.R. Laurence has them all. Windows are available with sloped sills, sliding screens, various glass types and colors, and many different styles. Please allow us to quote your requirements.

CRL Raised Roof Windows



• Powder-Coated Frames • Tinted Tempered Glass

Fixed and Sliding Windows are available for installation into the sides of raised roofs. The most popular sizes are listed here. Custom sizes will be quoted on request. Models shown here have 15° angled sides.

CAT. NO.	CUT-OUT		ANGLE	WALL
	W	H		
VW60011L	49"	10-5/8"	15/15	1/8"
VW60011R	49"	10-5/8"	15/15	1/8"
VW60012L	49"	10-5/8"	15/15	1/4"
VW60012R	49"	10-5/8"	15/15	1/4"
VW60022L	64-3/4"	10-5/8"	15/15	1/4"
VW60022R	64-3/4"	10-5/8"	15/15	1/4"
RV2713L	60"	11-3/4"	15/15	1/4"
RV2713R	60"	11-3/4"	15/15	1/4"

Minimum order: 1 each. **Note:** Cut-out dimensions are provided. To determine which window to order for replacement purposes, deduct 1-1/4" from the overall outside frame dimensions of your existing window to determine the cut-out size as shown on this page. All dimensions are taken at the longest point side-to-side and top-to-bottom.

CRL Fixed Door Windows



These Fixed Door Windows fit all popular doors for campers and R.V.'s. With their small 1-3/4" corner radius and variety of glass colors, they are your best choice for door windows. Standard features include 1-3/8" clamp rings and black powder-coated frames.

CAT. NO.	CUT-OUT		GLASS COLOR	WALL
	W	H		
RV26741	12"	25"	Light Gray	1-3/8"
RV2675	12"	12"	Clear	1-3/8"
RV26751	12"	12"	Solar Privacy	1-3/8"

Minimum order: 1 each. **Note:** Custom sizes will be quoted on request.

CRL Horse Trailer Windows and Guards

Horse Trailer Windows have black frames, standard dark solar glass, and fixed fiberglass screens. All Horse Trailer Windows are universal (left hand or right hand) with 1-1/2" wall thickness, and are fitted with conventional outside pull handles. The Interior Trim Ring is also reversible for 1/8" skin mount applications.

Horse Guards are internal clamp rings fitted with 1/2" diameter tubing, and are designed to fit our Horse Trailer Side Sliders. Inside security latch provided for optional use.



Horse Trailer Side Slider



Horse Guard

CAT. NO.	CUT-OUT		WALL
	W	H	
HTW20013	20"	14"	1-1/2"
HTW20023	24"	14"	1-1/2"
HTW20033	30"	14"	1-1/2"
HTW20043	36"	14"	1-1/2"
HTW20053	48"	14"	1-1/2"

Minimum order: 1 each.
Note: Custom sizes will be quoted on request.

CAT. NO.	FITS WINDOW NO.
HTG0011	HTW20013
HTG0021	HTW20023
HTG0031	HTW20033
HTG0041	HTW20043
HTG0051	HTW20053

Minimum order: 1 each.
Note: CRL R.V. Windows are packaged without screws or mounting tapes. Please ask for Cat. No. VW8X34S Screw Package which contains 25 black color-coded screws, and Cat. No. 60701 which is a 50' roll of 1/2" x 1/4" Foam Mounting Tape.

CRL COMMUTER VAN AND MASS TRANSIT BUS WINDOWS

C.R. Laurence manufactures a complete line of Commuter Van/Mass Transit Bus Window designs. We make Top T-Sliders, Horizontal Sliders, Vertical Sliders, and Fixed Windows for primary installation. All C.R. Laurence Commuter Windows have sturdy frames with 15° sloped sill for improved drainage. On the Top T-Slider the horizontal mullion also has a 15° sloped sill ensuring that whichever configuration of window is required, leakage is not going to be a problem. C.R. Laurence excels at making custom sizes to your specifications at production prices and reasonable lead times. We welcome the opportunity to bid your requirements.

CUSTOM MADE TO YOUR SPECIFICATIONS FOR SIZE AND FIT

CRL Top T-Sliders

These windows are available with either a 3" or 3-1/2" corner radius when used as standard installation.



CRL Horizontal Sliders

Horizontal Sliders for sliding doors or sidewall panels are available with or without sliding screens. They are also available with many choices of glass colors.

CRL Vertical Sliders

Vertical Sliders for hinged doors or sidewall panels. A choice of glass colors is available.



CRL COMMUTER VAN AND MASS TRANSIT BUS WINDOWS



Mass Transit
and Airport
Buses*

* Custom Manufactured Windows Depicted



Hotel Shuttle Buses and Vans*



* Custom Manufactured Windows Depicted



Extended Vans for
Corporate Pools or
Airport Shuttles



Multi-Window applications
which are interchangeable
with prime installations.

C.R. LAURENCE
The Solution to All
Your Vehicle Window Procurement Problem

CRL VAN ACCESSORIES

CRL Custom Van Porthole

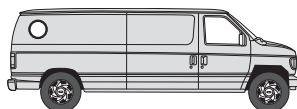
- The Classic Van Accessory
- Glazed with Tinted Tempered Glass



Custom Van Portholes give vans a classic look. They install in either 1/8" or 1-1/2" thick van walls, and their black finish aluminum frames yield a professionally installed look. This traditional porthole design is available in 31% tinted tempered flat glass.

CAT. NO.	SIZE	WALL
11035S	12" Circle	1/8" or 1-1/2"

Minimum order: 1 each.



CRL Draco Metal Shears

- Excellent for Van Window Cut-Outs



The Draco Shear is designed to cut light to medium gauge sheet metal without distortion. This is an excellent choice for van window installations because tight radius corners are no problem for this quality tool.

CAT. NO.	DESCRIPTION
SD5	Heavy-Duty Metal Shears
SD5BL	Replacement Blade
SD5JW	Jaw Set

Minimum order: 1 each.

CAPACITIES
Sheet Metal: 19 Gauge
Stainless Steel: 24 Gauge
Non-Ferrous Metal: 17 Gauge

CRL Seat Belts

- Available in Three Lengths



Our Seat Belts are extra long to accommodate custom van seats. Seat Belts have push-button mechanisms for quick fastening and easy release. Best of all, they conform to SAE-J-4C and all federal motor vehicle standards, so you can install them with confidence.

CAT. NO.	COLOR	LENGTH
FK65060BL	Black	60"
FK65074BL	Black	74"
FK650110BL	Black	110"

Minimum order: 1 each.

CRL Cup Holder

- Fold Away to Less Than 1" Thick

Our Folding Cup and Can Holder secures drinks while the vehicle is moving. Cup and Can Holder opens easily with one hand and folds away to less than 1" thick. Mount to door or dash panels with rivets or screws. Overall size: 3-3/4" x 4".




CAT. NO.	COLOR
CUP1	Black

Minimum order: 1 each.

CRL Plexi-Dome Roof Vent

- Excellent for RV's, Campers and Vans
- Transparent, Smoke Colored Dome



The Plexi-Dome Roof Vent has a sturdy, low profile plexiglas dome that is a transparent smoke color and has a built-in screen. Easily installed in vehicle roof.

CAT. NO.	DESCRIPTION
V209235	14" x 14" Smoke Dome Vent

Minimum order: 1 each.

CRL Van Vents

- Fits Almost Any Van, Camper or RV



This Van Vent fits in a 14" x 14" hole, and is hinged on the leading edge to allow air circulation. Crank-type operator lifts white plastic lid from closed to a 45° position. Built-in screening keeps insects out. Interior and exterior trim rings are a cream color that can be painted to match the vehicle.

CAT. NO.	DESCRIPTION
V209234	14" x 14" Van Vent
V209437	14" x 14" Van Vent with Built-in 12 Volt Fan

Minimum order: 1 each.

CRL Door Pulls

- Available in Four Colors

Our Door Pulls have a steel inner core for strength, and a vinyl outer cover for durability. Woodgrain vinyl trim strip and snap-on screw covers accent this attractive accessory.



CAT. NO.	COLOR	LENGTH
DP11BLU	Blue	12-1/4"
DP11BL	Black	12-1/4"
DP11S	Silver	12-1/4"
DP11T	Tan	12-1/4"

Minimum order: 1 pair. Sold only by the pair.

The Stretch Forming Corporation and CRL Sunroof Alliance



The Worldwide Symbol for Sunroof Excellence

Stretch Forming Corporation and C.R. Laurence formed an alliance to provide the aftermarket with industry leading sunroofs. Stretch Forming Corporation (SFC) has led the evolution of the sunroof industry for over 30 years, and has developed many major sunroof innovations, including high performance, glare-reducing glass, superior UV protection, and bonded glass.



SFC was the first sunroof company to address the special roof configuration of today's aerodynamic styling. Every item in the SFC/CRL Sunroof product line is designed to offer superior quality, easy installation, and years of trouble-free operation. Together with our network of warehouse locations and tremendous inventory, this alliance offers the best of both worlds.



Our manufacturing facilities are located in Vernon, California, where our automotive products are manufactured under the most strict standards. C.R. Laurence Automotive Products is a supplier to several Original Equipment Manufacturers, as well as many of the glass industry's major distributors.

CRL AutoPort

The AutoPort Sunroof is known in the industry for its unsurpassed fit and finish, offering the highest quality at a conservative price. Perfect for replacement of older sunroofs as well as new installations. The AutoPort's traditional design with flush fit and high performance solar glass will provide you with a good looking sunroof at an affordable price.



CRL NewPort

If you are looking for that OEM look for fit and finish, NewPort is the sunroof. The NewPort Series offers six different sizes to fit the largest percentage of vehicles. NewPort features a curved leading edge, low profile framework, positive locking Bio-Mechanical Latch,

easy glass removal and replacement, and of course, high performance glass with 92% ultraviolet protection. With all of these features, it's no wonder that each year more NewPort Sunroofs are installed than any other pop-up sunroof in America.



CRL SUNROOFS





CRL Genesis

The Genesis Sunroof is just like the name implies, a new beginning. The Genesis has all the features that will create an OEM look, plus hidden hinge and latch hardware. Using bonded technology, the engineers at SFC/CRL have created the first sunroof to feature glass with completely bonded hardware, allowing for no exposed buttons. This breakthrough technology allows for a smooth, uninterrupted exterior glass finish with no latch or hinge hardware covers, giving the look of a power sunroof at a pop-up price. The patented Cam-Lock System makes installations a breeze, and the interior of the vehicle is kept cool with high performance glass that offers 92% ultraviolet light protection.



CRL Electric Spoiler Sunroofs

Want an electric powered sunroof? The ES Series of Electric Spoiler Sunroofs is the top choice for installers and vehicle owners. Easy installation and OEM finish provides you with everything you could want in an electric sunroof. High performance dark tint solar privacy glass lets the sun shine in while maintaining interior comfort. Our ES Series Electric Spoiler Sunroofs are offered in two sizes, 18" x 31" and 20" x 32". ES100 and ES300 models include a retractable sunshade, while the 20" x 32" ES500 comes standard with the Variolite® Sliding Sunshade.



CRL Specialty Sunroofs



Special needs require special applications. SFC/CRL covers the bases with a variety of sunroofs that address specific makes and models. Jeep Cherokees require a sunroof with special "indents" in the upper surface to go over the roof ridges. Trucks and Vans with center overhead consoles limit the space to install a single sunroof. His `N Hers Sunroofs, which can be installed in varying positions, solve that difficult problem. Our Specialty Sunroofs feature exact tolerances, cosmetic appeal and, of course, our high performance glass with 92% ultraviolet light protection.

CRL Sunroof Parts

We have a large selection of replacement parts for many different brands of sunroofs. Whatever you need, a replacement glass panel, front hinges, rear latches, trim rings or gaskets, the CRL Automotive Technical Sales Department is at your service to find the right part to repair your sunroof.





CRL SUNROOFS



The Worldwide Symbol for Sunroof Excellence.



CRL His 'N Hers Sunroofs

- Perfect for Vans and Trucks
- Independently Adjustable

HIS 'N HERS SUNROOFS

CAT. NO.	SIZE	GLASS	TRIM RING*
VT1717B4H	17" x 17"	Solar H.P.	Van
VT1717B5H	17" x 17"	Solar H.P.	Universal
VT1717B6H	17" x 17"	Solar H.P.	Molded

Minimum order: 1 each. *For the correct trim ring application, ask your trim specialist.

TECHNICAL DATA

FRAME: Extruded Aluminum, Black Powder-Coated Paint	FRAME SIZE: 17-5/8" x 17-5/8" O.D. (His 'N Hers) 18-3/16" x 36-3/16" O.D. (Jeep Cherokee)
HANDLE: Three Position; Positive Latching	CUT-OUT SIZE: 16-5/8" x 16-5/8" (His 'N Hers) 17-1/8" x 35-1/8" (Jeep Cherokee)
SEAL: Extruded Silicone Sponge	GLASS SIZE: 15-1/8" x 15-1/8" (His 'N Hers) 15-5/8" x 33-5/8" (Jeep Cherokee)
TRIM RINGS: Universal, Molded, and Van	

1991-2001 JEEP CHEROKEE AUTOPORT SUNROOF

CAT. NO.	SIZE	GLASS	TRIM RING*
AP1735B5H1	17" x 35"	Solar H.P.	Universal

Minimum order: 1 each. *For the correct trim ring application, ask your trim specialist.



Two words describe the His 'N Hers Sunroof: versatile and practical. The compact 17" x 17" size makes this sunroof the perfect choice for use as either a single or double unit. Placed side by side, they offer installation flexibility, as well as separate control of ventilation for individual comfort. The high performance solar glass can be removed easily for the exhilaration of "open-top" driving.

The factory styling of this sunroof is also popular with van enthusiasts. Single units can be installed over the back portion of the vehicle to illuminate and ventilate the rear compartment. Trucks and vans with center overhead consoles limit the space to install a single sunroof. Our His 'N Hers Sunroofs are the solution.

CRL Jeep Cherokee Sunroof

- Specially Designed Frames to Go Over Roof Ridges of the '91 to '01 Cherokee
- Solar High Performance Glass

1991 through 2001 Jeep Cherokee, requires a special sunroof with indents to go over the roof ridges. This AutoPort Sunroof meets those requirements while maintaining all of the quality features that make the AutoPort so popular. Solar high performance glass provides 92% UV protection. The extruded aluminum frame has a black powder-coated paint finish, extruded 100% silicone sponge seal, and a three position handle.

CRL SUNROOFS

CRL NewPort Sunroofs

- **High Performance Glass With 92% U.V. Protection**
- **Bio-Mechanical Latch**
- **Sizes for All Applications**

NewPort Sunroofs offer the widest variety of sizes, contours and shapes. The bowed front follows the windshield shape to perfection, and the tight radius of the corners fulfill the expectations of even the most sophisticated customer for that OEM look.

All NewPorts feature high performance glass that provides 92% Ultraviolet protection, and the easy-to-operate Bio-Mechanical Latch for instant opening or closing. Six sizes of NewPort Sunroofs are available, from the 14" x 32" that fits most smaller cars, all the way up to the massive 22" x 38" NewPort that is perfect for so many full size pickups, SUV's, and vans. Whatever the vehicle, there's a NewPort that is just right for it.



The Worldwide Symbol for Sunroof Excellence

- **22" x 38" and 16" x 36" Models are Ideal for Trucks**
- **The Perfect Styling Touch for Custom Pickups and SUV's**

Two of the NewPort models are ideal for trucks. The biggest NewPort, measuring a full 22" x 38", fits most popular pickups, SUV's, and vans. The 16" x 36" NewPort fits the Dodge Ram and Ford Ranger pickups perfectly because the roof braces of these trucks would interfere with a larger sunroof. Both sizes offer truck owners all the features found in every NewPort Sunroof.



- **Ideal for the Aerodynamic Design of Modern Vehicles**
- **Easy to Remove Glass Panel**
- **Dual Contoured to Offer the Best Fit**

New trends of vehicle design have created highly curved exterior body panels. They are prime applications for our Dual Contoured NewPort Sunroofs. The dual contoured 18" x 28" NewPort model fits new and old Volkswagen Beetles, as well as Mustangs. The dual contoured 20" x 32" is a great application for vehicles like the Ford Focus and Chevrolet Malibu.





CRL SUNROOFS

CRL NewPort Sunroofs

- **Contemporary Radius Corner Design With Curved Leading Edge**
- **Six Sizes to Fit Most Cars, Trucks, SUV's, and Vans**
- **Dual Contour Frames and Glass on 18" x 28" and 20" x 32" Models**
- **Flush Fitting Frame With Weather-Tight Silicone Seal**
- **Bio-Mechanical Latch With Two Opening Positions**
- **Solar High Performance Glass Provides 92% U.V. Protection**



The Worldwide Symbol for Sunroof Excellence

The Solar High Performance Glass used in all NewPort Sunroofs provides 92% U.V. protection. It's also easy to remove for that "top down feeling". 18" x 28" and 20" x 32" Dual Contour models conform to the round roof lines of today's most popular vehicles.

TECHNICAL DATA

FRAME SIZE:

14-9/16" x 32-3/16" O.D. (14" x 32")
 16-13/16" x 36-13/16" O.D. (16" x 36")
 16-7/8" x 32-3/16" O.D. (17" x 32")
 18-13/16" x 28-13/16" O.D. (18" x 28")
 20-13/16" x 32-3/16" O.D. (20" x 32")
 23-1/16" x 39-1/16" O.D. (22" x 38")

CUT-OUT SIZE:

13-3/4" x 31-3/8" (14" x 32")
 16" x 36" (16" x 36")
 16-1/16" x 31-3/8" (17" x 32")
 18" x 28" (18" x 28")
 20" x 31-3/8" (20" x 32")
 22" x 38" (22" x 38")

GLASS SIZE:

12-1/2" x 30-1/8" (14" x 32")
 14-3/4" x 34-3/4" (16" x 36")
 14-13/16" x 30-1/8" (17" x 32")
 16-3/4" x 26-3/4" (18" x 28")
 18-3/4" x 30-1/8" (20" x 32")
 20-3/4" x 36-3/4" (22" x 38")

FRAME:

Extruded Aluminum,
 Black Powder-Coated Paint

HANDLE:

Three Position,
 Positive Latching

SEAL:

Extruded Silicone Sponge

TRIM RINGS:

Universal and Molded

From small economy models to high-end cars and trucks, NewPort Sunroofs are the answer. The installation of NewPort Sunroofs is simple. Shipped assembled and ready to install, the Universal and Molded trim rings provide numerous installation trim options. The aluminum spacer within the Universal trim ring provides better compression between the sunroof and the car body. The Molded trim ring comes with styrofoam spacers that hold the headliner tightly against the inside trim ring. From the 14" x 32" to the 22" x 38", and everything in between, the curved leading edge, low frame-to-body profile, and contemporary corner design of a NewPort Sunroof follows vehicle lines to perfection.

14" X 32" NEWPORT SUNROOFS

CAT. NO.	GLASS	TRIM RING*
NP1432B5H	Solar H.P.	Universal
NP1432B6H	Solar H.P.	Molded

Minimum order: 1 each.

16" X 36" NEWPORT SUNROOFS

CAT. NO.	GLASS	TRIM RING*
NP1636B5H	Solar H.P.	Universal
NP1636B6H	Solar H.P.	Molded

Minimum order: 1 each.

17" X 32" NEWPORT SUNROOFS

CAT. NO.	GLASS	TRIM RING*
NP1732B5H	Solar H.P.	Universal
NP1732B6H	Solar H.P.	Molded

Minimum order: 1 each.

18" X 28" NEWPORT SUNROOFS

CAT. NO.	GLASS	TRIM RING*
NP1828B5H	Solar H.P.	Universal
NP1828B6H	Solar H.P.	Molded
NP1828B5HD▲	Solar H.P.	Universal
NP1828B6HD▲	Solar H.P.	Molded

Minimum order: 1 each. ▲Dual Contoured model

20" X 32" NEWPORT SUNROOFS

CAT. NO.	GLASS	TRIM RING*
NP2032B5H▲	Solar H.P.	Universal
NP2032B6H▲	Solar H.P.	Molded

Minimum order: 1 each. ▲Dual Contoured model

22" X 38" NEWPORT SUNROOFS

CAT. NO.	GLASS	TRIM RING*
NP2238B5H	Solar H.P.	Universal
NP2238B6H	Solar H.P.	Molded

Minimum order: 1 each. *For correct trim ring, contact your trim specialist.



CRL SUNROOFS



CRL AutoPort Sunroofs



The Worldwide Symbol for Sunroof Excellence

- **Classic Straight Front Design Popular With Installers for More than 24 Years**
- **Universal Fit for Most Vehicles**
- **OEM Finished Appearance**
- **Increased Ventilation**

The AutoPort line delivers remarkable quality with superior fit, finish and function, and represents the finest balance of value and quality in the sunroof industry.

Versatility and economy are offered in the traditionally designed AutoPort Sunroof. Both universal and molded trim rings can be adapted for a "tuck and roll" or conventional "quick fit" installation. Both methods will give the customer the look of an OEM finish on his or her vehicle.



- **Durable Truck-Tough Design**



- **Clear View High Performance Glass That is Easy to Open or Remove**



CRL SUNROOFS

CRL AutoPort Sunroofs

- Traditional Design Replaces Most Other Sunroofs on the Market
- Solar High Performance Glass Provides 92% U.V. Protection
- Glass Can Be Quickly and Easily Removed
- Flush Fitting Frame With Weather-Tight Silicone Seal
- Latch Has Two Open Positions



With its contemporary and traditional design, the AutoPort Sunroof is ideal for car, truck or van applications. It features flush fitting high performance solar glass that is easily removed and replaced, providing 92% U.V. protection. The interior trim ring can be installed under or over the headliner, depending on the application or customer preference.

TECHNICAL DATA

FRAME SIZE:	CUT-OUT SIZE:	GLASS SIZE:
16-3/16" x 31-3/16" O.D. (15" x 30")	15-1/8" x 30-1/8" (15" x 30")	13-5/8" x 28-5/8" (15" x 30")
18-3/16" x 36-3/16" O.D. (17" x 35")	17-1/8" x 35-1/8" (17" x 35")	15-5/8" x 33-5/8" (17" x 35")

FRAME:	HANDLE:	SEAL:	TRIM RINGS:
Extruded Aluminum, Black Powder-Coated Paint	Three Position, Positive Latching	Extruded Silicone Sponge	Universal, Molded and Van

15" X 30" AUTOPORT SUNROOFS

CAT. NO.	GLASS	TRIM RING*
AP1530B5H	Solar H.P.	Universal
AP1530B6H	Solar H.P.	Molded

Minimum order: 1 each. *For the correct trim ring application, ask your trim specialist.

17" X 35" AUTOPORT SUNROOFS

CAT. NO.	GLASS	TRIM RING*
AP1735B5H	Solar H.P.	Universal
AP1735B6H	Solar H.P.	Molded
AP1735B4H	Solar H.P.	Van

Minimum order: 1 each. *For the correct trim ring application, ask your trim specialist.



The Worldwide Symbol for Sunroof Excellence



CRL SUNROOFS



Electric or Pop-Up? It's a Genesis!

- **The First Sunroof With Completely Bonded Hardware Allowing for No Exposed Buttons**
- **The Look of a Power Sunroof at a Pop-Up Price**
- **Three Sizes to Fit a Wide Variety of Vehicles**

The Genesis Sunroof is just like the name implies, a new beginning. The Genesis has all the features that will create an OEM look, plus hidden hinge and latch hardware. Using bonded technology, the engineers at SFC have created the first sunroof to feature glass with completely bonded hardware, allowing for no exposed buttons. This breakthrough technology allows for a smooth, uninterrupted exterior glass finish with no latch or hinge hardware covers, giving the look of a power sunroof at a pop-up price. The patented Cam-Lock System makes installations a breeze, and the interior of the vehicle is kept cool with high performance glass that offers 92% ultraviolet light protection.



The Worldwide Symbol for Sunroof Excellence





CRL SUNROOFS

CRL Genesis Sunroofs

The Genesis is an entirely new class of sunroof, offering the easiest of pop-up installations. Genesis brings sunroof style and installation to a new level. Features unlike any other sunroof combine the upscale appearance of an in-built, with the ease of installation of a pop-up. This is the ideal sunroof for consumers who want the best of both worlds.

Genesis comes ready for quick, fully wrapped headliner installation with a patented Cam-Lock System that gives a positive clamping between the frame and vehicle roof. The bonded glass and ultra-thin exterior frame provide the look of an expensive in-built sunroof at a price everyone can afford. Genesis is the ideal sunroof for any application.

- **Bonded Glass Design With No Exposed Hardware**
- **Solar High Performance Glass Can Be Completely Removed, and Provides 92% U.V. Protection**
- **Bio-Mechanical Latch With Two Opening Positions**
- **Ultra-Thin Exterior Aluminum Frame With Weather-Tight Silicone Seal**
- **Patented Cam-Lock System Ensures the Easiest of Installations**



15" X 28" GENESIS SUNROOF

CAT. NO.	GLASS	TRIM RING
GS1528BH	Solar H.P.	Universal

Minimum order: 1 each.

17" X 32" GENESIS SUNROOF

CAT. NO.	GLASS	TRIM RING
GS1732BH	Solar H.P.	Universal

Minimum order: 1 each.

20" X 32" GENESIS SUNROOF

CAT. NO.	GLASS	TRIM RING
GS2032BH	Solar H.P.	Universal

Minimum order: 1 each.



The Worldwide Symbol for Sunroof Excellence

TECHNICAL DATA

FRAME SIZE:

15-1/4" x 28-3/4" O.D. (15" x 28")
16-3/4" x 31-3/4" O.D. (17" x 32")
20-9/16" x 32-5/8" O.D. (20" x 32")

CUT-OUT SIZE:

14-5/8" x 28-1/8" (15" x 28")
16-1/8" x 31-1/8" (17" x 32")
20" x 32-1/16" (20" x 32")

GLASS SIZE:

14" x 27-1/2" (15" x 28")
15-1/2" x 30-1/2" (17" x 32")
19-5/16" x 31-5/16" (20" x 32")

FRAME:

Extruded Aluminum,
Black Powder-Coated Paint

HANDLE:

Three Position,
Positive Latching

SEAL:

Extruded Silicone Sponge

TRIM RING:

Universal

CRL SUNROOFS



CRL Electric Spoiler Sunroofs

- **Illuminated Switch Gives Convenient Push-Button Electric Open and Close Operation**
- **Adds Value, Luxury, and Style to Any Car or Truck**
- **Extremely Low Profile With No Exposed Exterior Hardware**

The convenient design and function of the CRL Electric Spoiler Sunroof offers multiple positioning of the flush, factory-style tempered safety glass. With just a touch of the illuminated switch, the CRL Electric Spoiler Sunroof can be vented, closed or opened up to 12-1/4". With its built-in air deflector and flush-mount, thin line frame, this CRL Sunroof is a plus for any vehicle.

Dark tint solar privacy glass lets the sun shine in while maintaining interior comfort. Our 20" x 32" model ES500 has a built-in Variolite® Sunshade that slides open and shut, allowing fresh air to enter while keeping sunlight out.


Our ES100 and ES300 models have all of the great features of the ES500. The retractable sunshade is concealed when not in use. The ES300 is the same size as ES500, while the 18" x 31" ES100 is a great choice for narrow rooflines and compact vehicles. Whichever size you choose, CRL Electric Spoiler Sunroofs are an excellent alternative to factory-installed electric sunroofs.



Variolite® Sunshade in full open position.



Variolite® Sunshade shown closed with European Trim Finish



Retractable Rolling Sunshade

Our fully retractable and concealed Sunshade is included for both sizes of CRL Electric Spoiler Sunroofs.



Optional Dome Lamp

Optional Dome Lamp incorporates a built-in switch for convenient operation, and is integrated into the inner trim for a factory finished appearance.

ELECTRIC SPOILER SUNROOFS

CAT. NO.	DESCRIPTION
ES500	20" x 32" Electric Spoiler Sunroof with Variolite® Sunshade
ES300	20" x 32" Electric Spoiler Sunroof with Retractable Sunshade
ES100	18" x 31" Electric Spoiler Sunroof with Retractable Sunshade
SS1300	Replacement Sunshades (Pair) for Older ES300
SS1100	Replacement Sunshades (Pair) for Older ES100
RM175	Optional Dome Lamp for All Models

Minimum order: 1 each.

TECHNICAL DATA

CAT. NO.	FRAME SIZE	GLASS SIZE	CUT-OUT SIZE	INTERIOR TRIM	DAYLIGHT OPENING
ES500	20" x 32-1/4"	18-1/4" x 30-3/4"	18-3/4" x 31-3/8"	24" x 33-1/4"	12-3/4" x 24-1/2"
ES300	20" x 32-1/4"	18-1/4" x 30-3/4"	18-3/4" x 31-3/8"	24" x 33-1/4"	14-3/4" x 25-1/2"
ES100	17-1/2" x 30-3/4"	16" x 29-1/8"	16-5/8" x 29-3/16"	21-7/8" x 32"	12-1/4" x 23-3/8"

OPERATION: Electric with Illuminated Switch

FRAME: Composite Polymer

SEAL: 100% Silicone

WARRANTY: 5 Year Limited




CRL SUNROOFS

CRL Electric Spoiler Sunroofs

- Dark Tint Solar Privacy Glass
- Multiple Position Flexibility
- Two Sizes to Fit Most Any Vehicle



20" x 32" Model



18" x 31" Model



Roof In Closed Position

With the bonded solar privacy glass in the closed position, CRL Electric Spoiler Sunroofs provide a flush-to-the-roof factory appearance.



Roof In Full Open Position

The glass panel retracts over 70%, providing one of the largest openings available, to assure your maximum enjoyment of the sun and open air.



Roof In Vent Position

CRL Electric Spoiler Sunroofs vent to a maximum height of 1-7/8", providing flow through ventilation to achieve just the right amount of fresh air.



Sunshade Ventilation

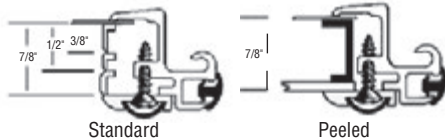
The Variolite® Sunshade System on the ES500 allows for flow through ventilation with the glass in vented or full open position, while allowing only the desired amount of direct sunlight for your enjoyment and convenience.

CRL SUNROOFS



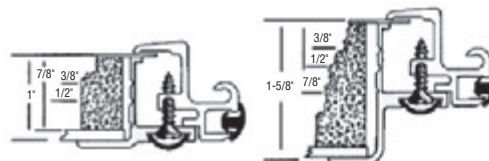
CRL Trim Ring for AutoPort, NewPort, and His 'N Her Sunroofs

Our engineers have designed all SFC/CRL Sunroofs with features that allow you to tuck the headliner fabric into the frame for that OEM look. That makes them easy to install, and the results will please even your most demanding customers.



Universal Trim

Universal trim ring with multiple peel away options allows highest degree of installation flexibility.



Molded Trim

Speeds and simplifies installation on hard or thick molded headliner. Allows further flexibility with installation approach.

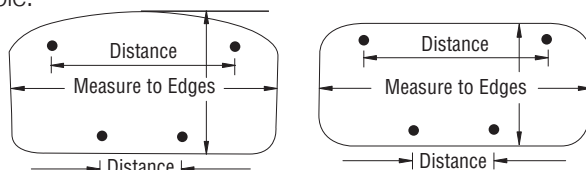
Van Trim

New "modified" van trim ring for deep headliner or panel. Features metal-to-metal contact, eliminating the need for blocking.

CRL Sunroof Replacement Parts Service

We maintain a complete inventory of replacement parts for CRL/SFC Sunroofs, as well as for many other brands. When ordering replacement parts it is extremely important to have the following information: sunroof part number (if available), brand of sunroof, overall size of sunroof, straight front edge or curved, description of hardware, glass size and type (solar, reflective, dot matrix pattern, etc.), distance between outer hardware on glass, and any other information available.

At right we have shown examples of how and where to measure for the required information.



Solar High Performance

Reflective

Dot Matrix



Single Hole Narrow Solid Latch



Bio-Mechanical Solid Latch



Double Hole Hollow Center Latch



Double Hole Wide Solid Latch

CRL Sunroof Installation Tools

CRL Heavy-Duty Air Nibbler

- Cuts Up to 18 Gauge Metal
- Efficient and Powerful
- Easy to Operate and Control



Get a bigger bite and better angle cuts with CRL's Heavy-Duty Air Nibbler. Instead of shearing or sawing, this tool actually "nibbles" aluminum, cold rolled steel, plastics, and an assortment of other metals up to 18 gauge thickness. It will not distort the edges of material being cut, and is designed so you can start cuts in the center of a panel and hold a tight 1/4" radius with great accuracy. 90 P.S.I. required.

CAT. NO.	DESCRIPTION
AK80TOOL	Heavy-Duty Air Nibbler
Minimum order: 1 each.	

CRL Bosch Unishear

- A Super Tool for Sunroof Cut-Outs
- Cuts Up to 14 Gauge Metal at 5,000 Strokes Per Minute
- Cuts Aluminum, Mild and Stainless Steel Quickly and Efficiently



The Bosch Unishear Tool is a lightweight, easy-to-manuever electric shear for mild and stainless steel, and aluminum. Small in size and well balanced, it is designed to cut up to 14 gauge metal efficiently and quickly at up to 5,000 strokes per minute. The cutting head allows full visibility of the blade so that the intended cut-out can be made precisely on the template markings. This is especially helpful when using Unishear for sunroof cut-outs, where tolerances must be exact. Unishear is double insulated for operator safety, and plugs into grounded 115V AC outlets. Tool Capacities - Mild Steel: 16 gauge; Stainless Steel: 18 gauge; Aluminum: 14 gauge.



CAT. NO.	DESCRIPTION
B1500	Bosch Unishear
3607010028	Replacement Blade Set

Minimum order: 1 each.

TRUCK AND VAN ACCENTS

Accordion Boot Seals	AC46	Load Rails for Truck Caps	AC47
"All Glass Look" Slider	AC20	Metal Shears	AC84
"All Glass Look" Van Windows	AC50-AC53, AC60-AC61, AC68-AC69	Minivan Windows	AC58-AC59, AC66, AC72
AutoPort Sunroofs	AC90-AC91	Mobile Auto Glass Racks	AC43
Big Rig Sliders	AC36	Motorhome Windows	AC73, AC80-AC81
Camper Shell Accessories	AC46-AC47	Newport Sunroofs	AC88-AC89
Camper Windows	AC80-AC81	Oldies Sliders	AC36
Chevy/GMC '71-'96 Conventional Van Windows	AC56-AC57	"Perfect Fit" Sliders	AC3-AC5
Chevy/GMC '97+ Conventional Van Windows	AC54-AC55	Pickup Truck Sunroofs	AC17, AC25, AC31
Chevy/GMC "All Glass Look" Van Windows	AC52-AC53	Pipe Handle Cut-Out Knife	AC43
Chevy/GMC Astro/Safari Van Windows	AC59	POWR-Slider Features	AC6-AC7
Chevy/GMC Sliders	AC10-AC16	POWR-Sliders for Domestic Trucks	AC37-AC38
Commuter Van Windows	AC82-AC83	POWR-Sliders for Import Trucks	AC39-AC40
Conversion Window Information	AC48-AC49	POWR Urethane	AC45
Cup Holders	AC84	Raised Roof Windows	AC81
Custom Window Order Form	AC82	Replacement Van Windows	AC76-AC79
Cut-Out Tools	AC43-AC44, AC84, AC96	R.V. and Trailer Windows	AC80-AC81
Dodge '78-'03 Conventional Van Windows	AC70-AC71	Seat Belts	AC84
Dodge "All Glass Look" Van Windows	AC68-AC69	Shuttle Van Windows	AC82-AC83
Dodge Caravan Van Windows	AC72	Side-Sliders for S.U.V.'s	AC42
Dodge Sliders	AC26-AC30	Slider Application Charts	AC37-AC40
Domestic Slider Application Charts	AC37-AC38	Slider Installation Tools	AC43-AC45
Door Pulls	AC84	Slider Replacement Gaskets and Latches	AC41
Duo-Vent Features	AC9	Sport Utility Vehicle Sliders	AC42
Duo-Vents for Domestic Trucks	AC37-AC38	Sprinter Van "All Glass Look" Windows	AC50-AC51
Duo-Vents for Import Trucks	AC39-AC40	Sunroof Replacement Parts	AC96
Electric Sunroofs	AC94-AC95	Sunroofs	AC85-AC95
Flat Fixed Door Windows	AC81	Trailer Windows	AC80-AC81
Foam Tape Seals for Campers	AC47	Transit Bus Windows	AC82-AC83
Folding Windshield Stands	AC43	Tri-Vent Features	AC8
Ford '75-'91 Conventional Van Windows	AC64-AC65	Tri-Vents for Domestic Trucks	AC37-AC38
Ford '92+ Conventional Van Windows	AC62-AC63	Tri-Vents for Import Trucks	AC39-AC40
Ford Aerostar Van Windows	AC67	Truck Cap Accessories	AC46-AC47
Ford "All Glass Look" Van Windows	AC60-AC61	Truck Restoration	AC10
Ford Sliders	AC18-AC24	T-Slider Van Windows	AC74-AC79
Ford Transit Connect Windows	AC66	Universal Flat Surface Windows	AC73
Genesis Sunroofs	AC92-AC93	Universal Van Bay Windows	AC74-AC75
His and Her's Sunroofs	AC87	Utility Knife Blades	AC43
Hook Tool	AC43	Urethanes and Supplies	AC45
Horizontal Slider Van Windows	AC73, AC76-AC78	Van Accessories	AC84
Horse Trailer Windows and Guards	AC81	Van Conversion Windows	AC48-AC79
Import Duo-Vent Sliders	AC35	Van Portholes	AC84
Import Slider Application Charts	AC39-AC40	Van Roof Vents	AC84
Import Tri-Vents and POWR-Sliders	AC34	Van Window Charts	AC76-AC79
Installation Tools and Supplies	AC43-AC45, AC96	Vertical Slider Van Windows	AC73-AC76, AC79
Jeep Cherokee Sunroofs	AC87	Windshield Stands	AC43