

Enhanced Purification of Capsaicins with the CombiFlash® EZ Prep

Abstract

In this application note, capsaicins are used as a model for compounds difficult to resolve with flash chromatography. Capsaicin compounds possess very similar structures making them difficult to resolve from each other. Although these compounds can be resolved on flash chromatography columns, such as the RediSep® Rf Gold C18, preparative high pressure liquid chromatography (prep HPLC) can provide improved resolution due to their smaller particle size and better packing compared to Flash columns.

The Teledyne Isco CombiFlash® EZ Prep is a dual function system that is ideal for performing the initial purification of crude mixtures on inexpensive flash columns, with final purification on prep HPLC in a single system requiring lab space similar to a flash-only system. The flash column captures material that would be permanently retained on the HPLC column, and thus enables higher loading of the desired compound(s) on the HPLC column. Undesired materials are removed using the flash column. Detection and identification of the compounds was done with a Purlon mass spectrometer.

Background

Capsaicin compounds are often used as a model for plant extracts. These compounds are of interest for pain relief¹, suppression of tumorigenesis² to increase bladder capacity, and reduce nausea³. Compounds in the capsaicin family are very similar in structure and polarity making them difficult to resolve.

A high quality flash column such as a RediSep Rf Gold C18 column, has been shown to resolve a mixture of capsaicins sufficiently well to purify and identify three compounds⁴ (Figure 1).

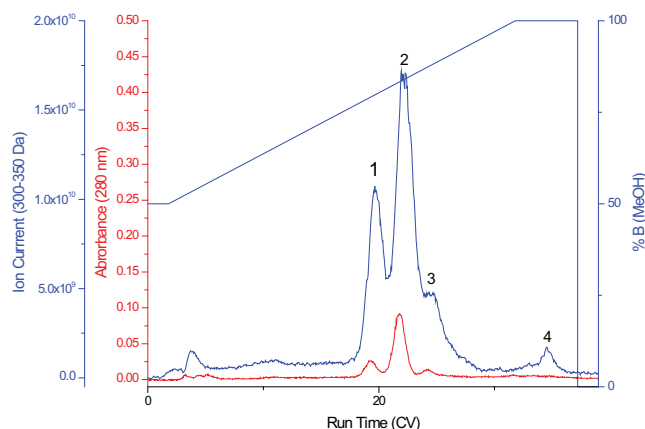
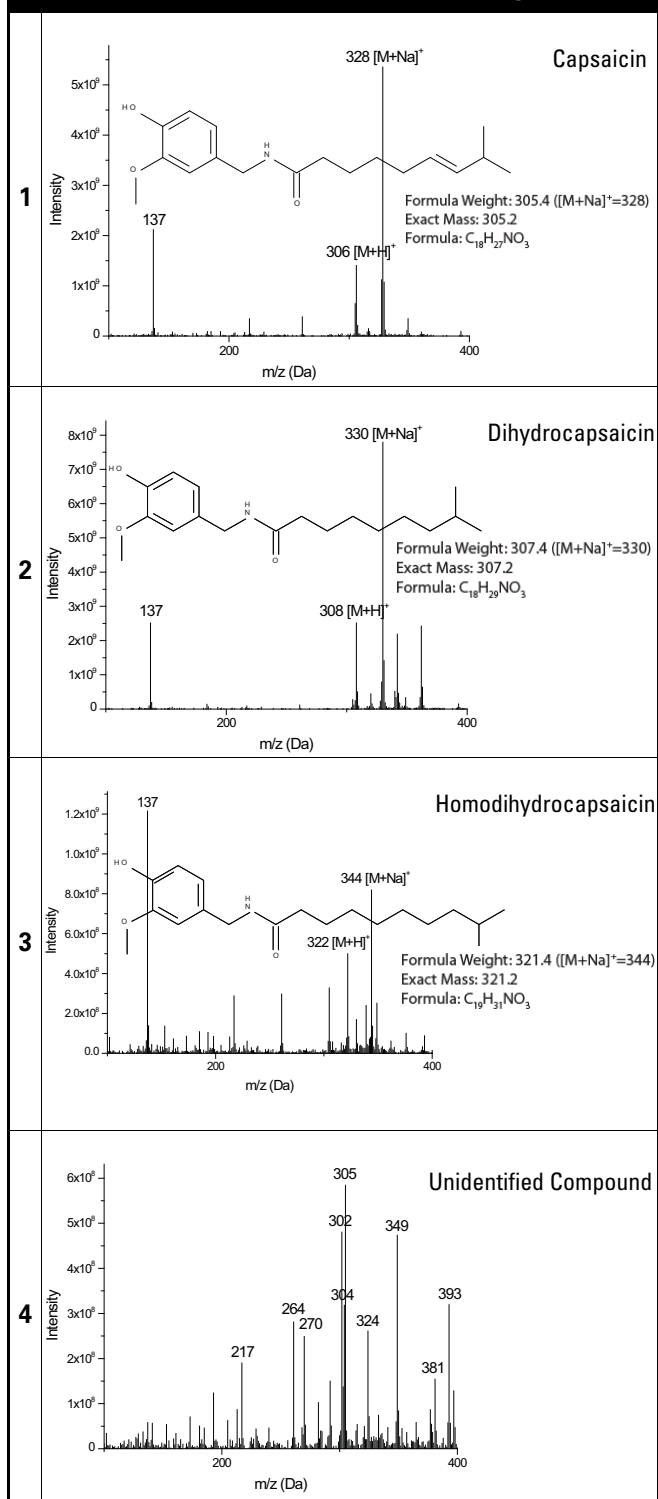


Figure 1: Purification of capsaicin compounds on a RediSep Rf Gold C18 column

Table 1: Mass Spectra and Assigned Structures for Purification in Figure 1



A fragment common to the capsaicin compounds is the peak at $m/z=137$ created from the phenolic portion of the molecule (Figure 2)⁵. This fragment allows easy identification of those peaks which are capsaicinoids from those peaks not containing this compound family. For example, peak 4 in Figure 1 and Table 1 does not exhibit this fragment and is therefore presumed not to be a capsaicinoid.

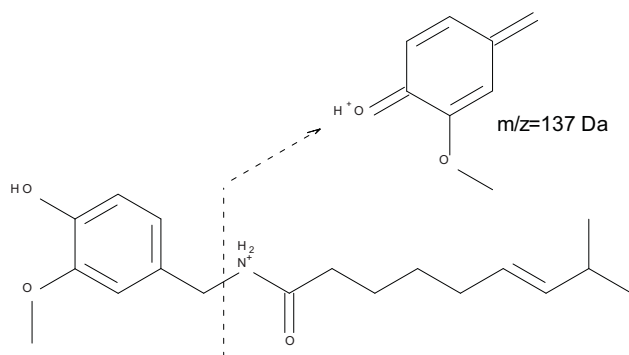


Figure 2: Schematic representation of the daughter ion produced from capsaicin at $m/z = 137$ Da

Experimental and Results

All experiments were run on a CombiFlash EZ Prep purification system (PN 68-5230-025) and a Teledyne Isco CombiFlash Purlon L system (PN 68-5237-084) both controlled by PeakTrak[®]. Pure chemicals were obtained from Sigma-Aldrich (St. Louis, MO) and solvents were ACS grade from VWR Scientific (Radnor, PA). The carrier solvent (used to dilute and deliver the sample from the CombiFlash system to the mass spectrometer) was 0.1% formic acid in methanol.

Thai green peppers (*Capsicum annuum*, 2.25 kg) purchased at a local grocery store were ground to a paste with a blender and extracted with toluene⁶; the extract was dried to yield 30.8g extract.

The pepper extract (1.0 g) was dissolved in a mixture of methanol and water and dried onto 5 g neutral alumina. This was run on a 24 g RediSep Rf neutral alumina column (Teledyne Isco PN 69-2203-441) with a hexane/ethyl acetate gradient with mass-directed fractionation using the range from 300-400 Da. This column and solvent system were chosen on the basis of column screening as described in Reference 4.

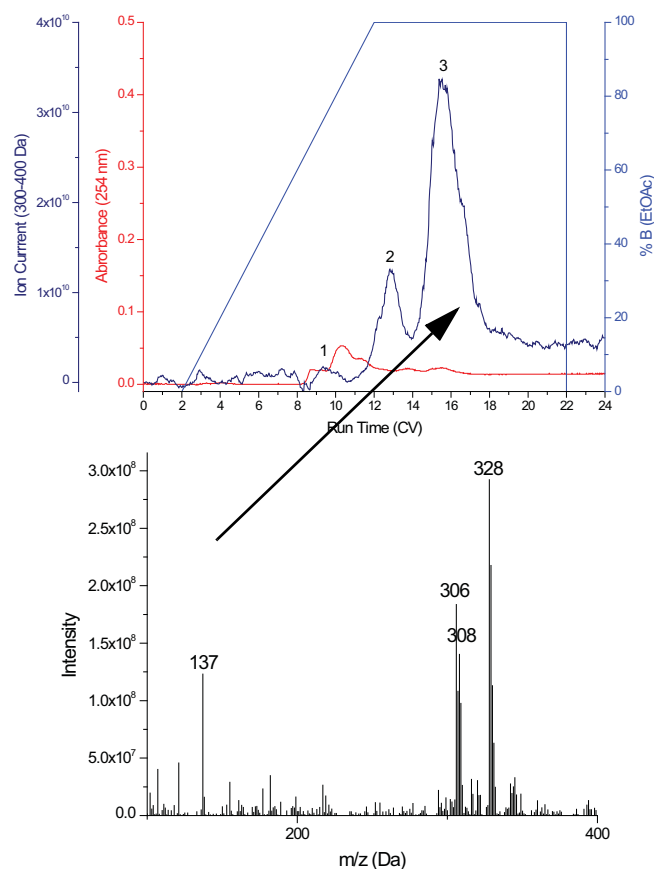


Figure 3: Initial purification of crude capsaicin extract with neutral alumina

Table 2: Fractions from Alumina Purification

| Fraction | Elution Range (CV) | Mass Recovered (g) |
|----------|--------------------|--------------------|
| 1 | 8.4-10.7 | 0.1630 g |
| 2 | 10.7-14.4 | 0.0312 g |
| 3 | 14.4-18.2 | 0.0180 g |

Fraction 3 (0.0180 g) was then run on the CombiFlash EZ Prep with a RediSep Prep C18 20x150 mm, 5 μ m column (PN 69-2203-810) equipped with a 20x30 mm guard column (PN 69-2203-804) using the gradient depicted in Figure 4. The gradient is similar to that used for the flash C18 column (Figure 1). Mass directed fractionation used a range of 250-400 Da. Capsaicins were identified by the fragment at 137, their mass ($[M+H]^+$ and $[M+Na]^+$) and comparison with authentic purchased samples.

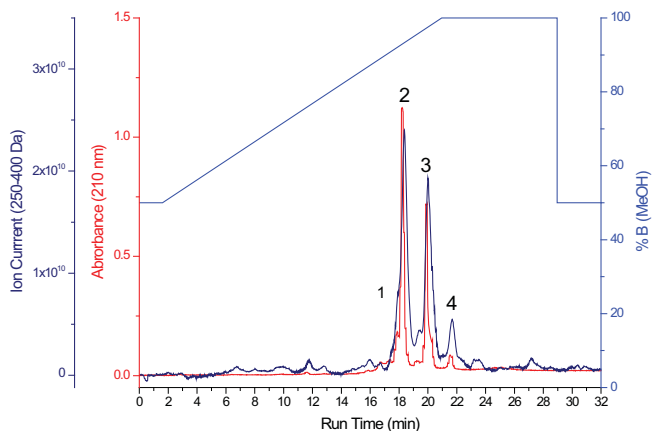
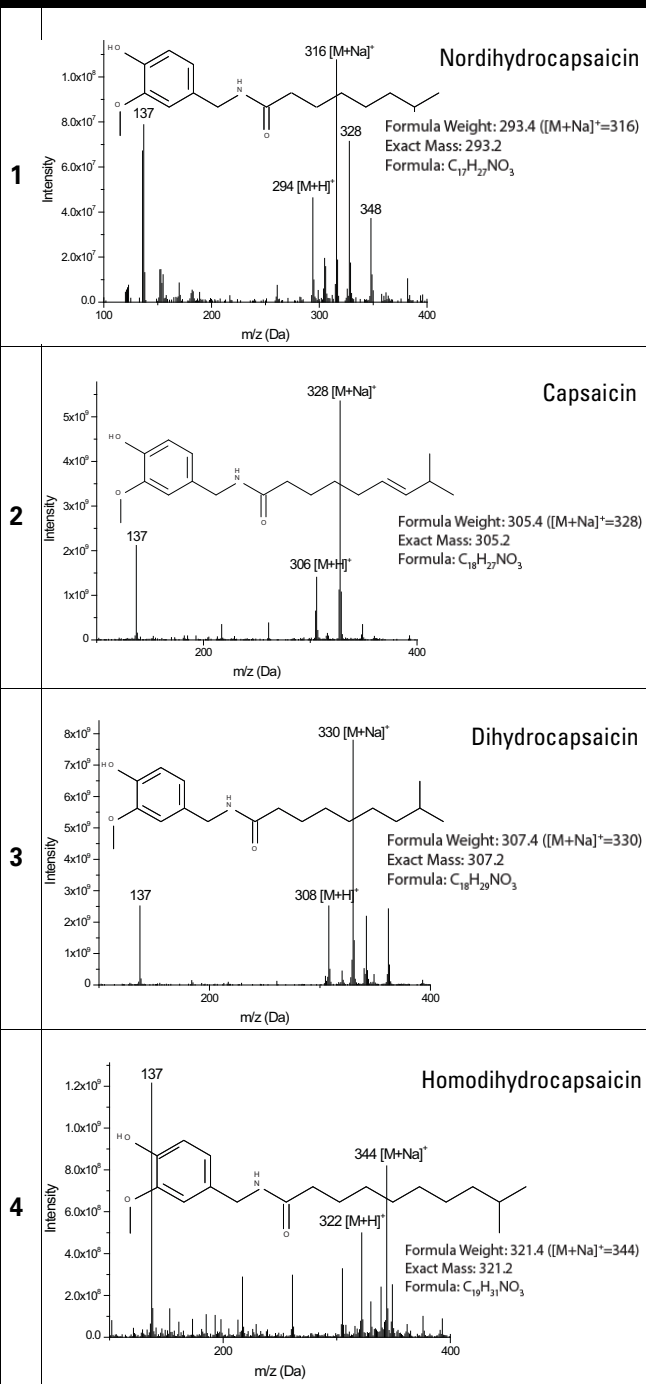


Figure 4: Final capsaicin purification on prep HPLC column

Table 3: Fractions Collected from RediSep Prep HPLC Column

| Fraction | Elution Range (Minutes) | Mass Recovered (g) |
|---|-------------------------|--------------------|
| 1 | 0-16.6 | 0.0015 |
| 2 | 16.6-17.9 | 0.0014 |
| 3 | 17.9-19.0 | 0.0056 |
| 4 | 19.0-19.3 | 0.0003 |
| 5 | 19.3-19.6 | 0.0004 |
| 6 | 19.6-22.0 | 0.0044 |
| 7 | 22.0-23.7 | 0.0002 |
| 8 | 23.7-32.2 | 0.0018 |
| Total Recover: 0.0156 (87% Recovery) | | |

Table 4: Mass Spectra and Assigned Structures for Purification Figure 4



The chromatogram in Figure 4 demonstrated the improved resolution of the prep HPLC column on the EZ Prep. The original three compounds detected using the flash C18 column exhibit baseline resolution on the HPLC column run on the EZ Prep. In addition, compound #1 is detected as a shoulder on the peak corresponding to compound 2 in Figure 4; compound 1 was not detected in the flash C18 run. The use of the Purlon mass spectrometer allowed identification of the shoulder as a member of the capsaicin family.

Conclusion

The CombiFlash EZ Prep system combines the features and benefits of both flash and prep HPLC in a single space-saving unit. Flash chromatography can be run quickly on samples with well-resolved peaks. It can serve to remove impurities and increase the sample load on the prep HPLC columns since solutions loaded on the prep HPLC column has a higher concentration of the desired compound. The prep HPLC portion of the system allows improved resolution of related compounds and closely eluting impurities.

References

1. David B. Rusterholz Capsaicin, from Hot to Not; Can New Pain-Relieving Drugs Be Derived from This Substance Known To Cause Pain? *J. Chem. Educ.*, 2006, 83(12), p 1809.
2. Malagarie-Cazenave, S.; Olea-Herrero, N.; Vara, D.; Morell, C.; Diaz-Laviada, I. The vanilloid capsaicin induces IL-6 secretion in prostate PC-3 cancer cells. *Cytokine*, 2011, 54(3), 330-337.
3. Hayman, M.; C.A. Kam, P. C.A. Capsaicin: A review of its pharmacology and clinical applications. *Current Anaesthesia & Critical Care*, 2008, 19(5-6), 338-343.
4. Silver, J.E.; Bailey, C. New Techniques in Extract Column Screening. Presented at the American Society of Pharmacognosy meeting, August 2014; poster PM3.
5. Schweiggert, U.; Carle, R.; Schieber, A. Characterization of major and minor capsaicinoids and related compounds in chili pods (*Capiscum frutescens* L.) by high-performance liquid chromatography/atmospheric pressure chemical ionization mass spectrometry. *Anal. Chim. Acta*, 2006, 557, 236-244.
6. Wagner, C.E.; Cahill, T.M.; Marshall, P.A. Extraction, Purification, and Spectroscopic Characterization of a Mixture of Capsaicinoids. *J. Chem. Ed.*, 2011, 54(11), 1574.

Teledyne Isco

P.O. Box 82531, Lincoln, Nebraska, 68501 USA
Toll-free: (800) 228-4373 • Phone: (402) 464-0231 • Fax: (402) 465-3091
E-mail: IscoInfo@teledyne.com

Teledyne Isco is continually improving its products and reserves the right to change product specifications, replacement parts, schematics, and instructions without notice.

