

Prepare your incision management plan.

Find the right dressing for your post-operative needs.



Absorption

Achieve the right moisture balance to promote healing.¹



Wear time

Extended wear time² offers patients comfort and protection beyond the initial hospital stay and into the home.



Barrier protection

Choose a dressing that protects from external sources of contamination and water ingress.⁵




Visibility

Allows for monitoring of the healing process and early intervention of potential signs of infection.⁶

Moderate exudate*	7–28 days ²	✓	✓
-------------------	------------------------	---	---

Low exudate	Up to 7 days ³	✓	
-------------	---------------------------	---	--

Low exudate	Up to 7 days ⁴		
-------------	---------------------------	--	--



3M™ Tegaderm™ Absorbent Clear Acrylic Dressings

Available in five sizes for complete coverage of incisions up to 28cm



3M™ Tegaderm™ +Pad Film Dressings









3M™ Medipore™ +Pad Soft Cloth Adhesive Wound Dressings

*Based on *in vitro* absorbency testing.

The choice is clear.

Providers need to consider multiple aspects of incision care to ensure the best possible surgical outcome. Dressing choice plays a significant role in the provider's ability to monitor the incision, and the patient's experience transitioning from hospital to home. 3M™ Tegaderm™ Absorbent Clear Acrylic Dressings give providers and patients incision visibility and barrier protection in a post-operative dressing that is conformable⁶ and comfortable⁷ to wear.

	Provider benefit 	Shared benefit 	Patient benefit 
 Visibility	<ul style="list-style-type: none"> ▶ Allows for monitoring⁷ without disturbing the incision 	<ul style="list-style-type: none"> ▶ Incision monitoring may help facilitate communication⁹ between provider and patient 	<ul style="list-style-type: none"> ▶ Under the guidance of a clinician, empowers patients to monitor their incision at home⁷
 Barrier protection	<ul style="list-style-type: none"> ▶ Protects from external contaminants⁵ and provides an ideal healing environment⁸ 	<ul style="list-style-type: none"> ▶ Enhanced barrier protection for the incision facilitates return to daily living sooner⁵ 	<ul style="list-style-type: none"> ▶ Allows patients to shower post-operatively⁵
 Wearability	<ul style="list-style-type: none"> ▶ Offers conformability⁶ to adapt to patient anatomy and non-bulky⁷ design helps to prevent dressing roll or lift 	<ul style="list-style-type: none"> ▶ Helps promote patient comfort 	<ul style="list-style-type: none"> ▶ Provides extended wear time² for continued protection and prevents unnecessary dressing removal⁷

1 Dabiri G, Damstetter E, Phillips T. Choosing a wound dressing based on common wound characteristics. *Adv Wound Care*. 2016;5(1):32–41. Available at: <https://doi.org/10.1089/wound.2014.0586>.

2 3M data on file. EM-05-014692, EM-05-014725. May be left in place for up to 28 days depending on the condition on the wound/incision and the surrounding skin, or as indicated by clinical practice.

Can be worn until it leaks, loses adhesion, needs to be removed for wound/incision inspection or other clinical needs.

3 3M data on file. LIMS-05-7438.

4 3M data on file. EM-05-195099.

5 3M data on file. EM-05-014684.

6 3M data on file. EM-05-000138.

7 3M data on file. EM-05-000003.

8 3M data on file. EM-05-001314.

3M United Kingdom PLC

Charnwood Campus
10 Bakewell Road
Loughborough
LE11 5RB

+44 (0)1509 611 611

3M Ireland Limited

The Iveagh Building
The Park, Carrickmines
D18 X015
Ireland

+353 (0)1 280 3555

**For more information, contact your local 3M representative
or visit 3M.co.uk/medical**

3M, Medipore and Tegaderm are trademarks of 3M Company. © 3M 2020. All rights reserved. OMG50557.

