

COPLEY



Driving Results in Inhaler Testing

METERED-DOSE INHALERS • DRY POWDER INHALERS
NEBULISERS • AQUEOUS DROPLET INHALERS • NASAL PRODUCTS

2021 EDITION

About Us

Copley: Driving Results for Over 75 Years

Founded in 1946 in Nottingham, UK, Copley remains family owned and managed. We are recognised as the world’s leading manufacturer of inhaler test equipment, in addition to being a trusted provider of test instrumentation for other pharmaceutical dosage forms.

We continue to work closely with industry groups and leading experts to bring relevant new products to market, with all equipment backed by expert training and lifetime support.

Committed to excellence, we aim to deliver exemplary service for an outstanding customer experience.

We deliver pharmaceutical testing equipment with the necessary accuracy and reproducibility hard-wired into its design by adopting the same Quality by Design (QbD) principles that our customers rely on to control product performance. Continuous improvement is a core element of this approach and we strive to exceed the expectations of the industry, not only by enhancing equipment performance but also through unrivalled service.

These commitments are exemplified by our investment in the **ISO 9001:2015 Quality Management System** for which we have certification to the latest standard for all aspects of our business, including equipment design.

Copley customers benefit from:

- High quality pharmaceutical testing equipment, designed, manufactured and tested in the UK
- Product lifetime support from our friendly and experienced technical support team
- First-class training and education

Copyright

This edition of the Copley Scientific Limited brochure is copyright 2021. All rights reserved.

No portion of this brochure may be reproduced without the permission of Copley Scientific Limited. Copley Scientific Limited reserves the right to make changes without notice to any products herein to improve reliability or design.

Copley Scientific Limited does not assume any liability arising out of the application or use of any product described herein. Neither does it convey any licence under its patent rights nor the rights of others.

Any third party documentation or organisation mentioned herein is referential only and implies no company or product endorsement from, or affiliation with, Copley Scientific Limited.



The Copley Promise



- ✓ **Innovative**
Innovative product design features ensure ease-of-use and maximum productivity by streamlining workflows.
- ✓ **Compliant**
Products are certified to quality standards defined by global pharmacopoeias and regulators, ensuring data integrity.
- ✓ **Trusted**
Robust design and manufacture from a company with over 75 years’ experience guarantees product reliability and longevity.

Contents

Introduction	2
About Us	2
ISO 9001: 2015 Quality Management System	2
The Copley Promise	3

Table of Contents	4
--------------------------	----------

Orally Inhaled & Nasal Drug Products (OINDPs)	6
--	----------

Orally Inhaled Drug Products	7
Metered-Dose Inhalers (MDIs)	7
Dry Powder Inhalers (DPIs)	8
Nebulisers	9
Aqueous Droplet Inhalers (ADIs)	10
Nasal Drug Products	10
Applications of OINDPs	11

Organisations and Their Roles	12
--------------------------------------	-----------

Regulatory Bodies in the European Union, China, Japan and USA	12
International Regulation and Harmonisation	14
Drug Safety, Quality and Efficacy - The Pharmacopoeias	15
European Pharmacopoeia (Ph. Eur.)	15
United States Pharmacopoeia (USP)	15
Chinese Pharmacopoeia (ChP)	16
Japanese Pharmacopoeia (JP)	16
Device Safety, Quality and Efficacy - International Standards Organisation (ISO)	16
Expert Groups	16
European Pharmaceutical Aerosol Group (EPAG)	16
International Pharmaceutical Consortium on Regulation and Science (IPAC-RS)	16
Product Quality Research Institute (PQRI)	16
Organisational Chart: Guidelines and Regulations	17

Delivered Dose Uniformity	18
----------------------------------	-----------

Background	18
DDU Over the Entire Contents	19
Collection Devices for DDU Testing	20
Dose Uniformity Sampling Apparatus (DUSA)	20
DUSA for MDIs, BAIs, ADIs and Nasal Aerosols	21
DUSA for DPIs and Nasal Powders	22
Waste Shot Collection Devices for DDU over the Entire Contents	24
Waste Shot Collector: WSC2	24
British Pharmacopoeia (BP) Content Uniformity Apparatus for MDIs	25
Filter Holder for MDIs with Spacers/Valved Holding Chambers (VHCs) and for Nebulisers	25
Nasal Spray Dose Collector (NSDC) and Nasal Spray Waste Collector (NSWC)	26
USP Monographs	26
Delivered Dose Uniformity Testing of:	
Metered Dose Inhalers (MDIs)	28
MDIs with a Spacer/VHC	36
Dry Powder Inhalers (DPIs)	42
Nebulisers	48
Aqueous Droplet Inhalers (ADIs)	54
Nasal Sprays	60
Nasal Aerosols	64
Nasal Powders	70

Aerodynamic Particle Size Distribution	76
---	-----------

Background	76
An Introduction to Cascade Impaction	77
How Does a Cascade Impactor Work?	80
Types of Cascade Impactor	82
Next Generation Impactor (NGI)	82
Andersen Cascade Impactor (ACI)	88
Multi-Stage Liquid Impinger (MSLI)	94
Glass Twin Impinger (GTI)	98
Aerodynamic Particle Size Measurement of:	
Metered Dose Inhalers (MDIs)	102
MDIs with a Spacer/VHC	109
Dry Powder Inhalers (DPIs)	116
Nebulisers	122
Aqueous Droplet Inhalers (ADIs)	128
Nasal Sprays	134
Nasal Aerosols	141
Nasal Powders	147

Ancillaries	154
--------------------	------------

Breathing Simulators	156
Breathing Simulator Model BRS 100i	158
Breathing Simulator Model BRS 200i	162
Breathing Simulator Model BRS 300i	167
Flow Controllers	172
Breath Actuation Controller BAC 100i	176
Critical Flow Controller TPK 100i	180
Flow Meters	184
Flow Meter DFM4	186
Flow Meter DFM 2000	187
Vacuum Pumps	188
LCP6 Low Capacity Pump	190
HCP6 High Capacity Pump	191
SCP6 Super Capacity Pump	192
NGI Cooler	194
Inhaler Testing Workstation (ITW)	196
Spare/Additional Tubing	199
Quick-Release Connectors	199
Glass Expansion Chambers	200
Mouthpiece & Nosepiece Adapters	203

Inhalytix™	206
-------------------	------------

Improving IVIVCs	214
-------------------------	------------

Background	214
DDU and APSD Testing	218
Realistic Breathing Profiles	218
Mixing Inlet	219
Realistic Throat and Nasal Models	220
Alberta Idealised Throat (AIT)	220
Alberta Idealised Nasal Inlet (AINI)	222
Improving IVIVCs: Example Test System for DDU Testing	223
Improving IVIVCs: Example Test System for APSD Measurement	225
Dissolution Testing	230
Facemask Testing	236
Face Models	237
Test Systems for Assessing Facemask Performance	238
Facemask Testing Apparatus (FMA) for MDIs with a Spacer/VHC	238
Facemask Testing Stand (FMS) For Nebulisers	242
Morphology	246
Cold Freon® Effect	247
Spray Force Tester SFT 1000	248
Plume Temperature Tester PTT 1000	250

Special Applications	252
-----------------------------	------------

Abbreviated Impactor Measurement (AIM)	253
AIM in QC	253
AIM in R&D	254
Fast Screen Andersen (FSA)	255
Reduced NGI (rNGI)	257
Fast Screening Impactor (FSI)	258
Generic Drug Development	260
Fluticasone Propionate/Salmeterol Aerosols & Powders	261
Albuterol Inhalation Aerosols	264

Semi-Automation	266
------------------------	------------

Automated Shake, Fire and Flow Control for MDIs, Nasal Sprays and Aerosols	270
Vertus II & Vertus Plus	272
DecaVertus II	278
DUSA Shaker	282
NGI Cup Coater	284
Gentle Rocker	287
Sample Preparation Unit SPU 200i	290
NGI Assistant	294
Impactor Cleaning System	298

Qualification/Service & Training	302
---	------------

Qualification Services	304
Impactor Qualification	304
Stage and Components Mensuration	304
Data Interpretation	305
Impactor Performance Restoration	306
In-House and On-Site Equipment Servicing and Calibration	308
Qualification Tools and Documents	309
IQ/OQ Documentation	309
Qualification Tools	310
Warranty	311
Support	312
Design Support	312
Training Services	313

Index	314
--------------	------------





Orally Inhaled Drug Products

Metered-Dose Inhalers (MDIs)

MDIs use a propellant to deliver a fixed volume of liquid solution or suspension to the patient in the form of an aerosol.

They are small, inexpensive, convenient for the user and suitable for a wide range of drugs. However, the use of MDIs requires good coordination and technique to actuate the device. The actuation force needed means they are not always suitable for elderly or paediatric users. The use of breath-actuated MDIs or add-on devices such as spacers or valved holding chambers (VHCs) can help resolve these problems.



Orally Inhaled & Nasal Drug Products (OINDPs)

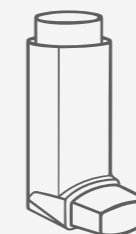
The range of OINDPs available is broad, encompassing inhalers (metered-dose, dry powder and aqueous droplet), nebulisers (jet, ultrasonic and vibrating mesh) and nasal sprays, aerosols and powders (aqueous-based, propellant-based and dry powder).

- A Metered-Dose D Aqueous Droplet
- B Dry Powder E Nasal Spray
- C Nebuliser F Nasal Powder



Conventional Pressurised

Comprises a pressurised canister containing the medication and propellant, together with a delivery device – normally a metering valve linked to an actuator. Pressing down on the canister releases the drug in the form of an aerosol cloud – this is then inhaled into the lungs.



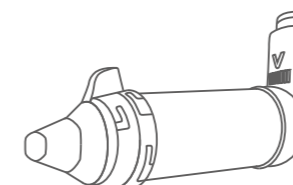
Breath-Actuated

Senses the patient's inhalation through the actuator and synchronises dose delivery with it.



Spacers/VHCs

Add-on devices such as these reduce or eliminate a) the need for coordination between actuation and inhalation and b) the cold Freon® effect (see page 247) enhancing drug delivery.



Spacers/VHC: Coordinated v Uncoordinated use

Performance is optimal and directly comparable with a standard MDI if the patient inhales from the spacer/VHC as the device is actuated. This is called '**coordinated use**'.

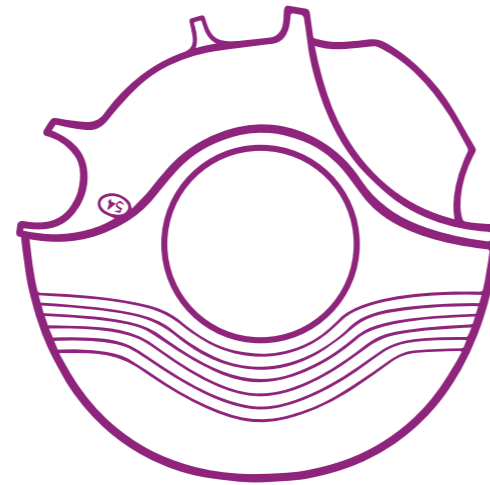
In contrast, the worst case scenario is if actuation coincides with exhalation, i.e. '**uncoordinated use**'.

Dry Powder Inhalers (DPIs)

As the name suggests, with a DPI the medication comes in the form of a dry powder, rather than a liquid.

Typically, the active pharmaceutical ingredient(s) is mixed with a coarser excipient, such as lactose, to which it attaches. During aerosolisation the active is stripped from the carrier and inhaled whilst the carrier particles impact on the mouth and throat and are ingested.

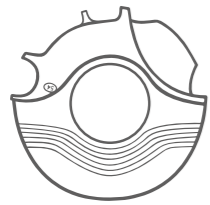
However, their relatively high cost and reliance on inhalation strength and duration are potential drawbacks.



Passive

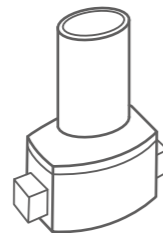
The majority of DPIs are passive devices, that is to say drug delivery is driven solely by the inspiration of the patient. There is no need to coordinate breathing with the actuation - the patient simply inhales deeply to access the drug.

Pre-Metered



The dose is pre-measured during manufacture (for example, blisters, capsules or similar cavities).

Unit Dose



The pre-measured dose in the form of a gelatine capsule or blister is loaded by the patient prior to use.

Device-Metered



The drug is contained in a reservoir within the device which measures each dose on actuation.

TOP TIP

Some DPIs actively generate the aerosol, reducing dependence on patient inhalation, whilst simultaneously improving the accuracy and reproducibility of the delivered dose.

Such devices are normally termed 'active' DPIs and are particularly useful where the patient's own inspiration capability is compromised. Assistance normally comes in the form of pressurised/compressed air or through vibrations generated by a piezoelectric transducer.

Nebulisers

Nebulisers convert a liquid into aerosol droplets to produce a respirable cloud suitable for inhalation. They are widely used at home and in hospital and require little or no coordination for effective use. Nebulisers are normally loaded with the drug before each treatment and usually operate continuously once loaded.

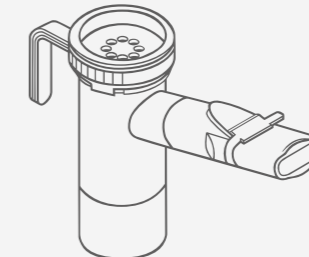
The main advantage of nebulisers is that their use requires little or no coordination on the part of the patient. However, they tend to be cumbersome and require either compressed air or an electrical supply. Expense, inefficiency and inter-brand variability can also cause issues.

Ultrasonic



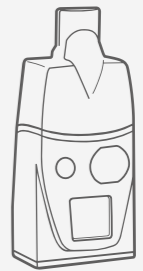
Use electricity to vibrate a piezoelectric crystal at high frequency. The resultant vibrations are transmitted to a reservoir containing the liquid drug formulation, creating a series of waves from which liquid droplets separate to form an aerosol.

Jet



Use a compressed air supply to atomise the liquid drug formulation to produce a fine mist using the Bernoulli principle. Can be subdivided into three types depending on their output during exhalation.

Mesh



Use ultrasonics to generate droplets which are then pushed through a static or vibrating mesh or plate (either electro-formed or laser drilled) to form a cloud prior to inhalation. Some mesh nebulisers incorporate sensing devices to detect the patient's inspiration in order to provide breath-enhanced, breath-activated or breath-integrated systems.

Standard

Constant output throughout the respiratory cycle.

Breath-Enhanced

Continuous aerosolisation but provides higher output during inhalation.

Breath-Actuated

Aerosol produced only during inhalation.

Aqueous Droplet Inhalers (ADIs)

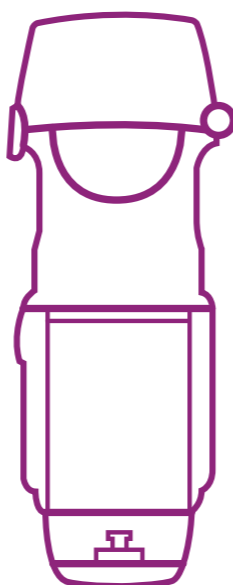
Both MDIs and DPIs suffer from the same two inherent problems: low lung deposition (typically 5-20%) and dose variability (often due to patient difficulties in coordination or inspiration).

ADIs (often known as “Inhalation Metered Sprays” or “Soft Mist®” Inhalers) actively aerosolise the liquid, forming a ‘soft mist’ to overcome these problems. These inhalers generally deliver a higher fine particle fraction than MDIs or DPIs. However, as with any multi-dose liquid system, microbial contamination can be a problem.

ADIs do not use a propellant to aerosolise the liquid. Methods of aerosol generation include:

- (a) Forcing liquid through a nozzle
- (b) Electrospaying
- (c) Thermal generation
- (d) Vibration mesh

As far as testing is concerned, most ADIs are treated as MDIs unless their particular design dictates otherwise.



Nasal Drug Products

Like inhalers, nasal products can be liquid-, propellant- or powder-based. They are commonly multi-dose although unit dose devices are popular for delivering vaccines and pain relief.

Nasal Sprays



Mechanical metered-dose spray pumps are designed to deliver an accurate and consistent dose to the user.

Multi-dose spray pumps have dominated the nasal market and are widely available through a number of device manufacturers.

Unit-dose devices that deliver one or two shots (one per nostril), are usually based on the syringe principle.

Nasal Aerosols



Nasal aerosols are propellant-based and directly analogous to pressurised MDIs. An angled nosepiece or nozzle facilitates insertion into the nostril.

Nasal Powders



Available in both multi- and unit-dose formats, powder-based devices offer preservative-free delivery and can produce longer nasal retention times than liquids.

Powder-based nasal sprays are ideal for peptides, hormones and antigens (more stable) than liquid formulations and where high dose concentrations are required.

Applications of OINDPs

Pulmonary and nasal delivery offers a number of advantages compared to traditional oral and parenteral (subcutaneous injection) routes:

Directly targets the site of action	Rapid onset of drug action	Drugs effective in relatively low doses
Fewer side effects	Avoids first pass metabolism	Non-invasive administration

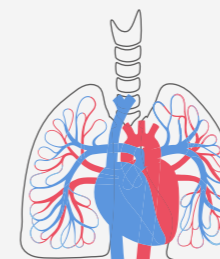
Such drugs include treatments for diverse applications such as diabetes, erectile dysfunction, migraine, osteoporosis and for vaccine delivery.

Orally Inhaled Drug Product Applications

Orally inhaled drugs are becoming increasingly popular as a means of delivering local or systemic therapy via the lungs.

Local Treatment

To treat lung diseases such as asthma and chronic obstructive pulmonary disease (COPD), and to deliver locally acting drugs such as antibiotics and antivirals directly to the lungs to curb infection



Systemic Treatment

Considerable research and development has been devoted to delivering new drugs into the systemic circulation via the inhaled route - no doubt attracted by the large surface area and easy air/blood interface provided by the respiratory system.



Nasal Drug Product Applications

Traditionally, nasal preparations have been used for the local administration of antihistamines, decongestants and steroids in order to alleviate cold or allergy symptoms and nasal congestion.

More recently attention has focused on two other areas:

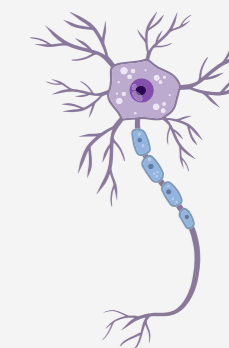
Systemic Circulation

The potential rapid drug absorption into the systemic circulation provided by the turbinates and lymphoid tissues located at the back of the nasal cavity. This is already in use in a number of areas, e.g. migraine and pain relief, osteoporosis, vaccines.



Central Nervous System

The potential of the “Nose to Brain” entry to the central nervous system presented by the olfactory region at the top of the nasal cavity for the treatment of, for example, diseases of aging such as Alzheimer’s Disease.



Organisations and their Roles

The ultimate responsibility for the safety, quality and efficacy of medicines and medical devices lies with the various national regulatory bodies designated to safeguard public health.

Regulatory Bodies in the European Union, China, Japan and USA.

At present, there are no worldwide standards that are specifically applicable to OINDPs.

In **Europe**, the responsibility for the regulation of medicines and medical devices lies with the European Medicines Agency (EMA) in the form of the Committee for Medicinal Products for Human Use (CHMP).

The EMA was set up in 1995 to harmonise the work of existing national regulatory bodies in Europe.

The main guidance from the EMA relating to OINDPs is contained in two guidelines:

- CPMP (2006), "Guideline on the Pharmaceutical Quality of Inhalation and Nasal Products"
- CPMP (2009), "Guideline on the requirements for clinical documentation for orally inhaled products (OIP) including the requirements for demonstration of therapeutic equivalence between two inhaled products for use in the treatment of asthma and chronic obstructive pulmonary disease (COPD) in adults and for use in the treatment of asthma in children and adolescents"

These guidelines give a comprehensive list of the parameters that are critical to the safety, quality and efficacy of the final product dependent on the specific type of inhaled or nasal preparation concerned.

A similar regulatory function is provided by the Chinese FDA (CFDA) in China and the Ministry of Health, Labour and Welfare (MHLW) in Japan.

In the USA, the regulatory function is performed by the Food and Drug Administration (FDA) through two centres, the Center for Drug Evaluation and Research

(CDER) in respect of medicines and the Center for Devices and Radiologic Health (CDRH) in respect of medical devices.

The relevant current thinking from the FDA is reflected in the following regulatory Guidelines for Industry:

- CDER (1998), "Metered-Dose Inhaler (MDI) and Dry Powder Inhaler (DPI) Drug Products", Chemistry, Manufacturing and Controls Documentation – Draft
- CDER (2001), "Sterility Requirements for Aqueous-Based Drug Products for Oral Inhalation", Small Entity Compliance
- CDER (2002), "Nasal Spray and Inhalation Solution, Suspension and Spray Drug Products", Chemistry, Manufacturing and Controls Documentation
- CDER (2003), "Integration of dose-counting mechanisms into MDI products", Clinical Medical
- CDER (2003), "Bioavailability and bioequivalence studies for nasal sprays for local action", Biopharmaceutics – Draft

Since December 2013, the FDA has issued a series of product specific guidance relating to various active pharmaceutical ingredients (APIs) including Fluticasone Propionate (FP), Salmeterol, Tiotropium, and Albuterol, amongst others, intended to help generic manufacturers navigate the Abbreviated New Drug Application (ANDA) process (see Special Applications, page 252).

Additionally, the FDA has been focusing on further strategies to support the development of generics, notably complex generics like OINDPs. The document "Alternative *In Vitro* Bioequivalence (BE) Pathways Which Can Reliably Ensure *In Vivo* Bioequivalence of Product Performance with a Generic." (Generic Drug User Fee Amendments (GDUFA)) states, "Additional research is ongoing to explore physicochemical API properties and device characteristics to demonstrate structural similarities (Q3) between test and reference Dry Powder Inhaler (DPI), Metered Dose Inhaler (MDI), and nasal products. A series of projects are exploring these Q3 characteristics, using Morphologically Directed Raman Spectroscopy (MDRS) in conjunction with *in vitro* dissolution, more realistic Aerodynamic Particle Size Distribution (APSD) measurement under realistic *in vitro* testing conditions, and particle surface

characterization. The goal of this initiative is to provide greater understanding of the complex interactions between device, formulation, and patient factors, and eventually be able to predict the therapeutic behaviour based on these *in vitro* characteristics".

In April 2018, FDA published a new Draft Guidance for Industry for comment (Revision 1) entitled "Metered Dose Inhaler (MDI) and Dry Powder Inhaler (DPI) Products - Quality Considerations".

This guidance which covers both quality and performance issues as well as CMC information is a revision of the previous 1998 Guidance "updated to reflect current standards and requirements to enhance understanding of appropriate development approaches for these products consistent with the quality by design (QbD) paradigm".



ICH Quality Guidelines	
Q1A - Q1F Stability	Q7 - Good Manufacturing Practice
Q2 - Analytical Validation	Q8 - Pharmaceutical Development
Q3A - Q4B Impurities	Q9 - Quality Risk Management
Q4 - Q4B Pharmacopoeias	Q10 - Pharmaceutical Quality System
Q5A - Q5E Quality of Biotechnological Products	Q11 - Development and Manufacture of Drug Substances
Q6A - Q6B Specifications	Q12 - Lifecycle Management
Q13 - Continuous Manufacturing of Drug Substances and Drug Products	Q14 - Analytical Procedure Development

International Regulation and Harmonisation

The International Conference on Harmonisation of Technical Requirements for Registration of Pharmaceuticals for Human Use (ICH) is a unique organisation consisting of representatives from the EMA, MHLW and the FDA, and experts from the pharmaceutical industry in the associated regions, in a single forum.

The purpose of the ICH is to promote greater harmonisation in the way in which the individual regulatory bodies regulate new drugs such that the medicine reaches the patient economically and with the minimum delay whilst maintaining the standards of safety, quality and efficacy necessary to safeguard public health. (Note: A similar organisation, the Global Harmonisation Task Force (GHTF) exists for medical devices).

Whilst not OINDP-specific, over the past few years, the ICH has concentrated on the preparation of four new quality related guidelines:

- ICH Q8(R2) Pharmaceutical Development
- ICH Q9 Quality Risk Management
- ICH Q10 Pharmaceutical Quality System
- ICH Q11 Development and Manufacture of Drug Substances

All of which have now been recommended for adoption by the regulatory authorities concerned (EMA, FDA and MHLW).

Collectively, these provide the guidelines for a new Pharmaceutical Quality System (PQS) described in ICH Q10. Based on International Standards Organisation (ISO) quality concepts, the new system includes Good Manufacturing Practice (GMP) regulations where applicable and complements ICH Q8 and ICH Q9.

One of the key features of the new PQS is the decision to extend the system to include all parts of the product lifecycle, namely:

- Pharmaceutical Development
- Technology Transfer, e.g. from development to manufacturing
- Manufacturing and
- Product Discontinuation

This decision to extend the PQS to include Pharmaceutical Development through the concept of Quality by Design (QbD) is described in more detail in ICH Q8(R2) Part II Pharmaceutical Development – Annex.

The ICH Q8(R2) Annex describes the principles and gives examples of many of the essential concepts employed in QbD including Critical Quality Attributes (CQAs), Design Space and Control Strategy and its implementation through Process Analytical Technology (PAT) Tools.

ICH Q9 describes the principles of quality risk management and their application in a pharmaceutical environment.

ICH Q10 provides a model PQS covering the different stages of a product life cycle and thus a link between pharmaceutical development and manufacturing. As a guideline, ICH Q10 is not enforceable – however, it is likely that the regulators will consider it as standard best practice.

The practical implementation of the guidelines with respect to OINDPs is not easy because of (a) the complexities involved in manufacturing inhalation products, (b) the difficulties in applying real time test methods to them, and (c) the lack of clear *in vitro* – *in vivo* correlations (IVIVCs) for most formulations. This continues to be an area of considerable discussion in pharmaceutical development, quality and regulatory circles.

ICH Q11 provides a Guideline to the “Development and Manufacture of Drug Substances” including the type and extent of information to be submitted in regulatory dossiers.

Mention should also be made of ICH Q12 which works with ICH Q8-Q11 guidelines to provide a framework to facilitate the management of the entire “Pharmaceutical Product Lifecycle”

Finally, two further topics have been endorsed by the Assembly (ICH Q13 and ICH Q14) in June 2018.

ICH Q13, due to be adopted in November 2021, will outline Current Good Manufacturing Practices (CGMP) specific to the Continuous Manufacturing (CM). The guideline will also provide guidance to industry and regulatory agencies regarding regulatory expectations on the development, implementation, and assessment of CM technologies used in the manufacture of drug substances and drug products.

The ICH Q14, due to be adopted in May 2022, will come with a revision to the ICH Q2(R1) Guideline on Validation of Analytical Procedures, with a view to potentially combine both documents into one, for simplification and clarity.



Drug Safety, Quality and Efficacy – The Pharmacopoeias

The main role of the Pharmacopoeias is to define the standards with which medicines shall comply and the methods by which compliance will be adjudged.

As with the regulatory groups, the leading Pharmacopoeias tend to be those of the European Union, USA, China and Japan.

a) European Pharmacopoeia (Ph. Eur.)

In the Ph.Eur., the initial information relating to the control of OINDPs is contained in the monograph associated with the dosage form concerned, e.g. “Preparations for Inhalation (0671)” with cross references to appropriate methods of testing, e.g. “2.9.18. Preparations for Inhalation: Aerodynamic Assessment of Fine Particles.”

The Ph.Eur. is also responsible for “Pharmeuropa”, a bi-monthly publication available free online, which contains “Draft Monographs and General Texts for Comment” and “International Harmonisation”. This publication is a good indicator of new and/or amended monographs, e.g. - “Calibration and Mensuration Issues for the Standard and Modified ACI” Vol.12.4, p.584-588 (2000) - “2.9.44 Preparations for Nebulisation: Characterisation” Vol. 18.2, p.280-283 (2006).

b) United States Pharmacopoeia (USP)

Historically, the USP has adopted a similar approach to the Ph.Eur. but placed more emphasis on the Physical Tests and Determinations, e.g. “Aerosols, Nasal Sprays, Metered-Dose Inhalers and Dry Powder Inhalers <601>” than the type of dosage form, “e.g. Pharmaceutical Dosage Forms <1151>”.

However, in USP 38 the Pharmacopoeia introduced a series of new chapters, <1> through to <5>, which provide general information about the Critical Quality Attributes (CQAs) applicable to various dosage forms based on their route of administration.

These chapters detail the test procedures relevant to each dosage form, divided between those relating to product quality and those to product performance.

Product quality tests assess physical, chemical and microbial attributes. Product performance tests assess drug release from the dosage form concerned.

In the case of “Inhalation and Nasal Drug Products”, the quality tests are described in Chapter <5> whereas the performance tests are described in Chapter <601>.

Both Ph.Eur. 2.9.44 and USP <1601> also now include chapters on tests designed to characterise nebulisers.

In addition, the USP has introduced Chapter <1602> to cover testing of the “Spacers and Valved Holding Chambers (VHCs) used with Inhalation Aerosols” and a new “Chapter <1603> Cascade Impactor Practices”, which became official in December 2020, along with revisions to a new General Chapter, “<1604> Data Interpretation of Aerodynamic Particle Size Distribution Measurements for Orally Inhaled Products.”

The USP have also introduced a series of product-specific monographs intended to provide clarification of the testing of certain generics by methods not previously specified in the general chapters.

Like Ph.Eur., USP produce a bi-monthly publication which contains discussion documents relating to new and/or amended chapters and monographs. “Pharmacopoeial Forum” features items relating to “In-Process Revision”, “Harmonisation” and “Stimuli to the Revision Process.”

c) Chinese Pharmacopoeia (ChP)

The ChP has four chapters contained within its Volume IV applicable to OINDPs, <0111>, <0112>, <0113> and <0951>, plus five drug specific monographs.

Chapter <0111> relates to general requirements applicable to MDIs, DPIs and nebulisers (incl. DDU) whilst <0951> describes those methods relating to APSD measurement for OINDPs.

d) Japanese Pharmacopoeia (JP)

The JP has two chapters related to OIPs, “Chapter <6.14> on Delivered Dose Uniformity” and “Chapter <6.15> on Particle Size Distribution”. In addition to these, a General Chapter “G6.4 General Information” is available and applicable to OINDPs.

Device Safety, Quality and Efficacy – International Standards Organisation (ISO)

Most OINDPs are unique dosage forms in so far as that they comprise two components:

- (a) The drug formulation(s)
- (b) The medical device delivering that formulation to the patient

The responsibility of defining the standards relating to the medical device resides with the ISO.

The relevant standards are “ISO 20072 Aerosol drug delivery device design verification – Requirements and test methods” for inhalers and “ISO 27427 Anaesthetic and respiratory equipment – Nebulising systems and components” for nebulisers.

Expert Groups

In addition to the above, there are a number of industry and quasi-industry expert groups whose role is to assist the regulatory bodies in establishing best practice in their thinking and guidance.

European Pharmaceutical Aerosol Group (EPAG)

A group of 28 member companies active in the OINDP market within Europe, formed to establish scientifically based best practice, provide consensus comment to industry and government agencies on safety and quality issues, and recommend harmonised standards and methodology. Copley is an invited member of the cascade impactor sub-team.



International Pharmaceutical Consortium on Regulation and Science (IPAC-RS)

A group of 21 international companies committed to advancing consensus-based, scientifically driven standards and regulations for OINDPs worldwide. Copley is an associate member.



Product Quality Research Institute (PQRI)

PQRI is a collaborative, research organisation involving the FDA’s CDER, industry and academia.

It was formed to provide consensus advice on the scientific information to be submitted in a regulatory filing to CDER and has been involved in a number of OINDP-related products.



Organisational Chart: Guidelines and Regulations

	Metered-Dose Inhaler (MDI)*	Dry Powder Inhaler (DPI)	Aqueous Droplet Inhaler	Nasal Products	Nebuliser
Regulatory					
EMA Guidelines	Guideline on the Pharmaceutical Quality of Inhalation and Nasal Products (2006)				
	Guideline on the Requirements for Clinical Documentation for Orally Inhaled Products (OIP) including the Requirements for Demonstration of Therapeutic Equivalence between Two Inhaled Products for use in the Treatment of Asthma and Chronic Obstructive Pulmonary Disease (COPD) in Adults and for use in the Treatment of Asthma in Children and Adolescents (2009)				
FDA Draft Guidance for Industry	Metered-Dose Inhaler (MDI) & Dry Powder Inhaler (DPI) Products (2018) - Quality Considerations			Nasal Aerosols and Nasal Sprays for Local Action (2003)	
FDA Guidance for Industry				Nasal Spray, Inhalation Solution, Suspension & Spray Drug Products (2002)	
Drug Efficacy					
European Pharmacopoeia 2021 (10.5)	Preparations for Inhalations (Dosage Forms 0671) Aerodynamic Assessment of Fine Particles (Chapter 2.9.18)			Nasal Preparations (Dosage Forms 0676)	Preparations for Nebulisation (Chapter 2.9.44)
US Pharmacopoeia 2020 (USP 43)	Inhalation & Nasal Drug Products - General Information & Product Quality Tests <5> Aerosols, Nasal Sprays, Metered-Dose Inhalers and Dry Powder Inhalers <601> Uniformity of Dosage Units <905> Cascade Impactor Practices <1603> Data Interpretation of Aerodynamic Particle Size Distribution Measurements for Orally Inhaled Products <1604> Pharmaceutical Dosage Forms (Aerosols - Inhalations) <1151>				Products for Nebulization <1601>
	Spacers & VHCs <1602>				
Chinese Pharmacopoeia 2020	Inhalation Products - Metered-Dose, Dry Powder Inhalers and Nebulisers - Delivered Dose Uniformity <0111> Aerodynamic Particle Size Distribution (APSD) <0951>				
Japanese Pharmacopoeia (JP17)	Delivered Dose Uniformity <6.14> Particle Size Distribution <6.15> General Information <6.4>				
Device Efficacy					
International Standards Organisation	Aerosol Drug Delivery Devices - Requirements and test methods (ISO 20072: 2013)				Nebulizing Systems (ISO 27427: 2013)
Expert Groups					
European Pharmaceutical Aerosol Group (EPAG)	EPAG European based industry expert group involved in orally inhaled and nasal drug products				
International Pharmaceutical Consortium on Regulation & Science (IPAC-RS)	IPAC-RS US based industry expert group involved in orally inhaled and nasal drug products				
Product Quality Research Institute (PQRI)	PQRI A collaborative research organisation involving FDA’s CDER, industry and academia				

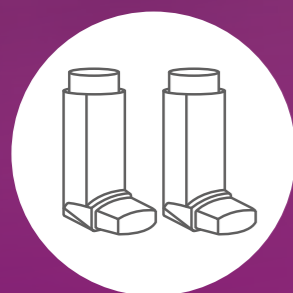
Delivered Dose Uniformity (DDU)

One of the four **Critical Quality Attributes (CQAs)** that determine the safety, quality and efficacy of orally inhaled and nasal drug products (OINDPs) as discussed in the previous chapter, delivered dose is the total amount of drug emitted from the drug device that is available to the user, when the device is actuated correctly.

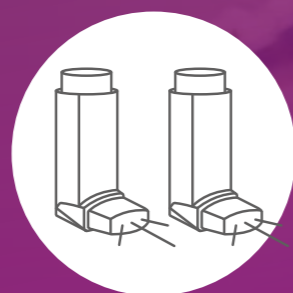
The delivered dose is measured by firing the drug device into a sampling apparatus containing a filter. The dose is captured, dissolved in solvent and an aliquot is then analysed, normally using high pressure liquid chromatography (HPLC).

Each OINDP dose typically contains a mixture of one or more active pharmaceutical ingredients (API) together with excipients designed to help with dose delivery to the patient. It is critical to assess that the API dosage delivered is consistent, or 'uniform' with each administration to ensure the correct drug amount is delivered to the patient each time.

The uniformity of the delivered dose, or DDU of an OINDP must be ensured within and between devices. A number of tests have been defined by the various regulatory authorities, which are designed to demonstrate:



Inter-batch dose consistency



Intra-dose consistency for multi-dose inhalers throughout device life



The number of deliveries are greater than or equal to the label claim



In the case of dry powder inhalers (DPIs), different flow rates specific to the patient population are considered

DDU Over the Entire Contents

Both the European Pharmacopoeia (Ph. Eur.) and United States Pharmacopoeia (USP) state that DDU tests should be carried out on all orally inhaled products (OIPs) and that in the case of multiple-dose devices* tests should be carried out throughout the life of the inhaler i.e. dose uniformity over the entire contents.

In the case of Ph.Eur., for example, this involves the collection of 10 doses throughout the life of each individual inhaler: three doses at the beginning, four in the middle and three at the end (see below).

** In the case of Ph. Eur., for DPIs this only applies to reservoir type devices.*

Example: Ph. Eur. DDU Over the Entire Contents Requirements

Inhaler Life	Beginning	Middle	End
No. required doses	3 shots	4 shots	3 shots
Dose no.	2, 3, 4	49, 50, 51, 52	98, 99, 100
100 labelled doses	90 shots to waste		
Dose no.	2, 3, 4	99, 100, 101, 102	198, 199, 200
200 labelled doses	190 shots to waste		

Similar testing requirements exist for other pharmacopoeias and regulatory guidance (see page 12). To obtain the required doses for analysis, the remaining contents of the inhaled device must be wasted (and done so appropriately, i.e. reproducibly and safely).

Collection Devices for DDU Testing

Depending on the type of inhaler device under test, different apparatus set-ups are required. The key collection devices are highlighted below. For further information about device-specific testing, please proceed to the relevant sections within this chapter.

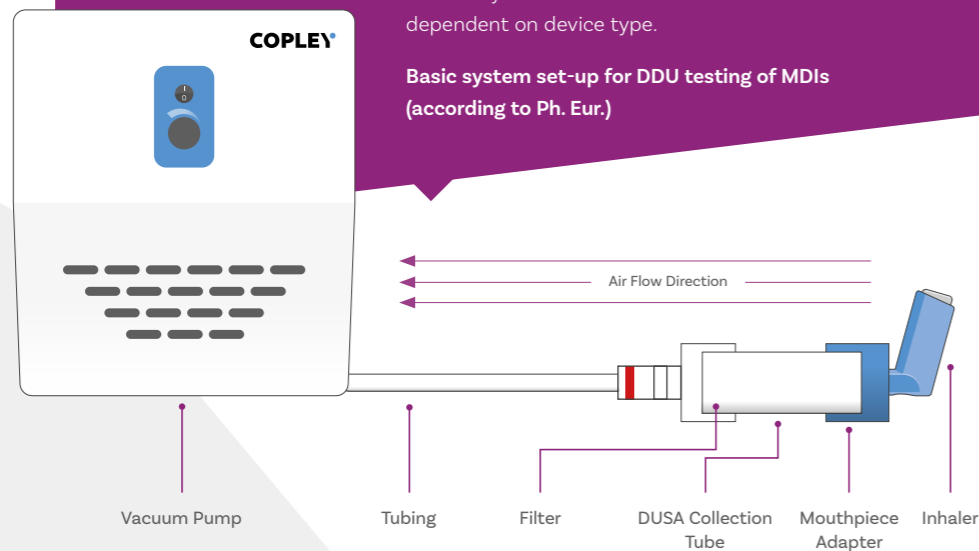
Dose Uniformity Sampling Apparatus (DUSA)

Two types of DUSA are available for DDU testing - one for metered-dose inhalers (MDIs), aqueous droplet inhalers (ADIs) and nasal aerosols and one for DPIs and nasal powders.

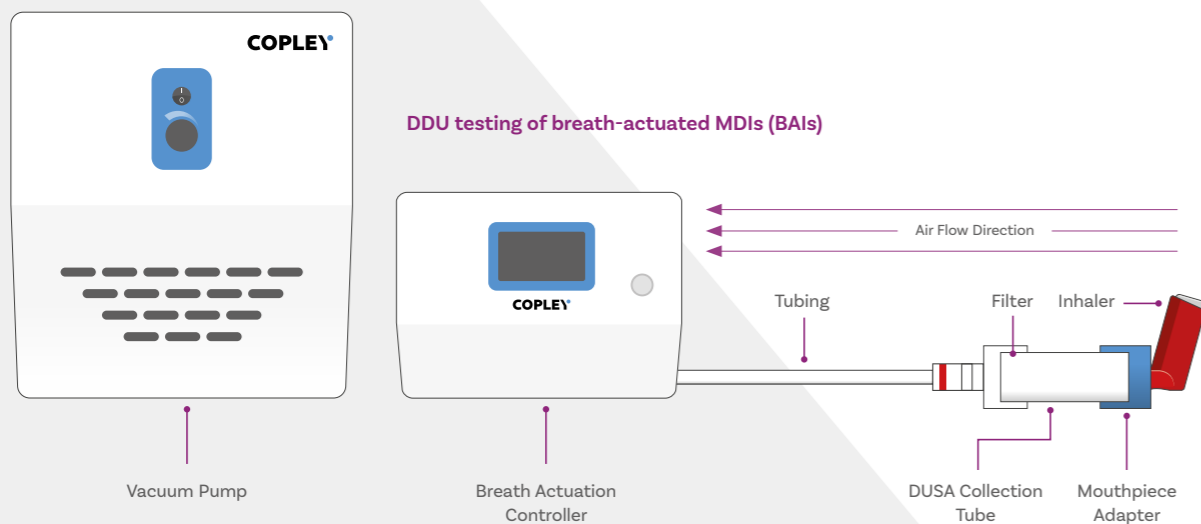
Typically, the device is connected to the DUSA via a mouthpiece or nosepiece adapter (see page 203). The drug-laden cloud released upon actuation of the device is drawn into the DUSA using a vacuum pump (see page 188) connected to the outlet via a suitable length of tubing.

During testing, air is drawn through the sampling apparatus to broadly simulate inhalation. Test conditions are therefore dependent on device type.

Basic system set-up for DDU testing of MDIs (according to Ph. Eur.)



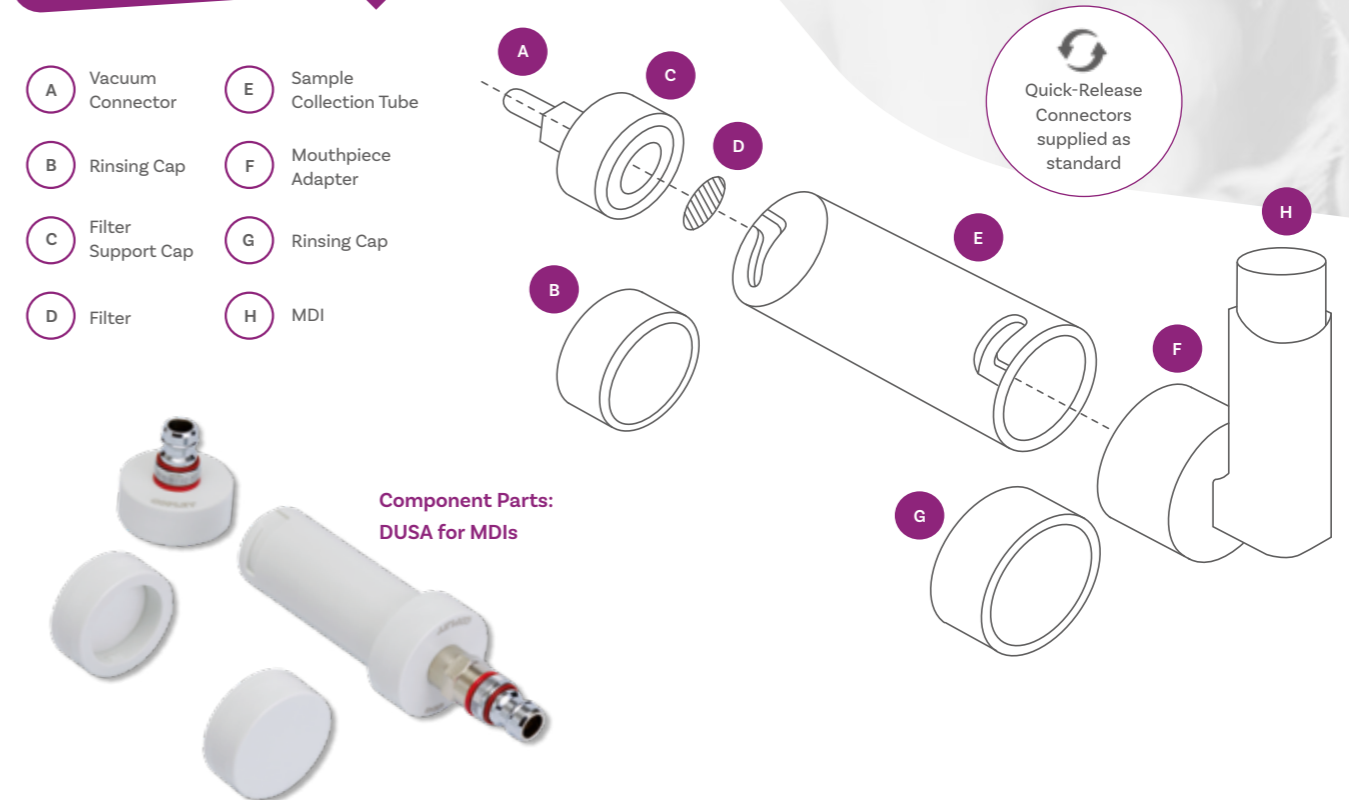
DDU testing of breath-actuated MDIs (BAIs)



DUSA for MDIs, BAIs, ADIs and Nasal Aerosols

The DUSA for MDIs consists of a sample collection tube, a filter to capture the delivered dose and a connector to connect the DUSA with the wider test set-up. It has been designed to enhance productivity and ensure ease-of-use. The DUSA for MDIs can also be used to test BAIs, ADIs and nasal aerosols.

Schematic of DUSA for MDIs



Dose Uniformity Sampling Apparatus (DUSA) for MDIs

Cat. No.	Description
8201	Dosage Unit Sampling Apparatus for MDIs (Silicone Rubber Seals)
8201A	Dosage Unit Sampling Apparatus for MDIs (LDPE Seals)

Accessories

8111	Stand (incl. Base Plate, Boss Head and Clamp)
8211	Stand for 10 Collection Tubes

Note: Aluminium or 316 Stainless Steel DUSAs are available, if required

Spare Parts

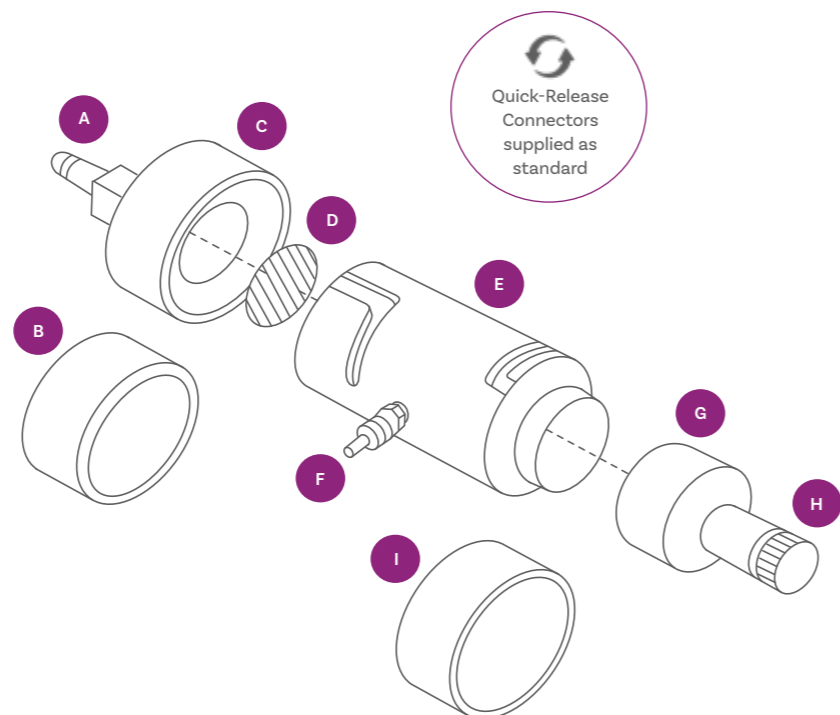
Cat. No.	Description
8202	Set of 3 Silicone Rubber Seals
8202A	Set of 3 LDPE Seals
8203	Collection Tube
8204	Filter Support Cap
8205	Rinsing Cap (Silicone Rubber Seal)
8205A	Rinsing Cap (LDPE Seal)
8206	Flow Meter Cap (Silicone Rubber Seal)
8206A	Flow Meter Cap (LDPE Seal)
8207	Stainless Steel Filter Support Disc
8210	Pack of 500 Glass Fibre Filters

DUSA for DPIs and Nasal Powders

The DUSA for DPIs is a larger version of the DUSA for MDIs and is designed specifically to sample at flow rates up to 100 L/min. It is also used to characterise the flow resistance of DPIs. The pressure tap (P1) in its wall is used to connect a critical flow controller to measure the pressure drop across the device. The DUSA for DPIs can also be used to assess nasal powders.

Schematic of DUSA for DPIs

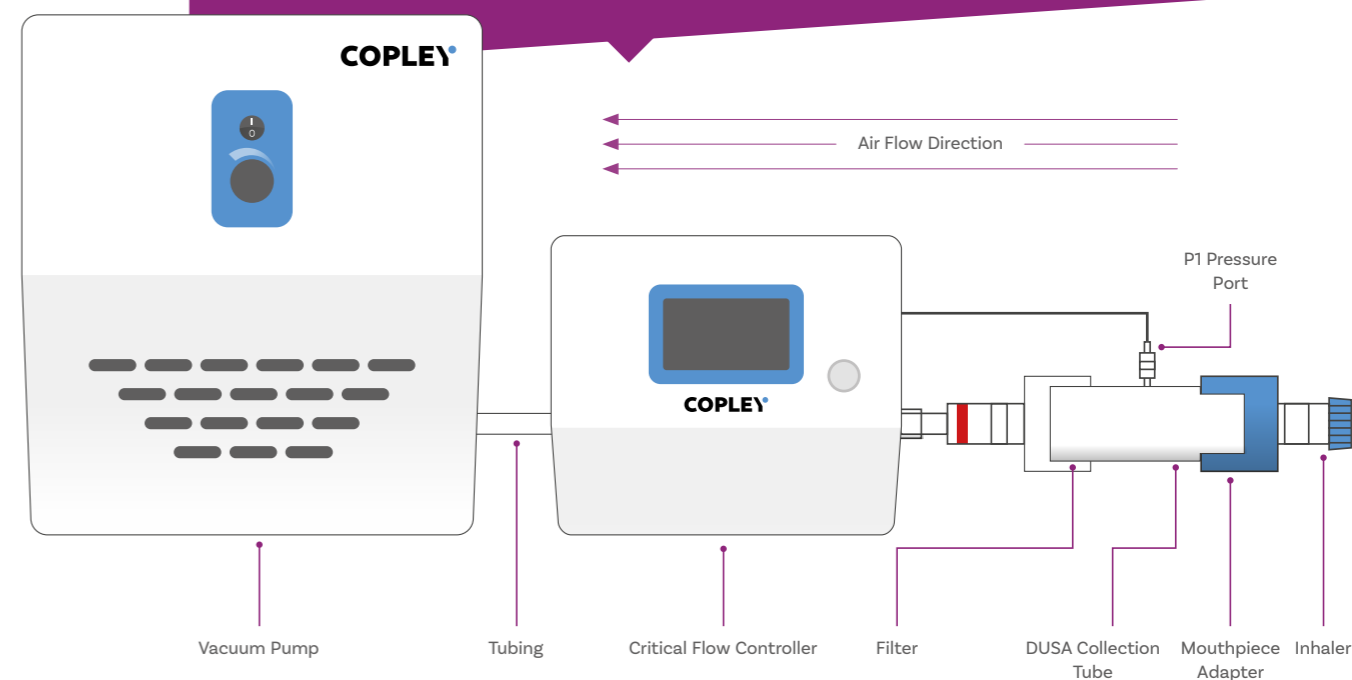
- A** Vacuum Connector
- B** Rinsing Cap
- C** Filter Support Cap
- D** Filter
- E** Sample Collection Tube
- F** Pressure Tap (P1)
- G** Mouthpiece Adapter
- H** DPI
- I** Rinsing Cap



Component Parts: DUSA for DPIs

During testing, air is drawn through the sampling apparatus to broadly simulate inhalation. A critical flow controller is required to control air flow supply to the inhaler and ensure critical (sonic) flow conditions during testing.

Basic system set-up for DDU testing of DPIs (according to Ph. Eur. and USP).



Dose Uniformity Sampling Apparatus (DUSA) for DPIs

Cat. No.	Description
8601	Dosage Unit Sampling Apparatus for DPIs (Silicone Rubber Seals)
8601A	Dosage Unit Sampling Apparatus for DPIs (LDPE Seals)

Accessories

8111	Stand (incl. Base Plate, Boss Head and Clamp)
8604	Stand for 10 Collection Tubes

Note: Aluminium or 316 Stainless Steel DUSAs are available, if required

Spare Parts

Cat. No.	Description
8602	Set of 3 Silicone Rubber Seals
8602A	Set of 3 LDPE Seals
8603	Pack of 100 Glass Fibre Filters
8606	Filter Support Cap
8607	Rinsing Cap (Silicone Rubber Seal)
8607A	Rinsing Cap (LDPE Seal)
8608	Collection Tube with P1 Port
8608A	Collection Tube without P1 Port
8609	Flow Meter Cap (Silicone Rubber Seal)
8609A	Flow Meter Cap (LDPE Seal)
8610	Stainless Steel Filter Support Disc



Waste Shot Collector WSC2

Waste Shot Collection Devices for DDU over the Entire Contents

Firing inhaled drug product shots to waste requires an evacuation system, which captures the aerosol emitted from repeated actuations of the device. The system must be capable of trapping large quantities of the drug for safe disposal.

We offer both manual and automated fire-to-waste systems. For our automated system, please see page 278.

Waste Shot Collector: WSC2

The Waste Shot Collector WSC2 is a compact vacuum filtration system ideal for use in both MDI and DPI applications. It can be used in either standalone mode or integrated into the Inhaler Testing Workstation (ITW, see page 196), via a switching valve, whereby the vacuum pump used for the DUSA powers both sampling and waste collection units.

The external dimensions of the inlet of the WSC2 are identical to those of the DUSA. This means that:

- the same mouthpiece adapter (and therefore inhaler) can be used with both pieces of equipment
- the two pieces of equipment are interchangeable within a test set-up so all shots are collected or discharged to waste under identical test conditions

Waste doses are captured in a disposable cartridge which collects and traps the contents in an integral HEPA filter, retaining 99.97% of particles over 0.3 microns in diameter.

Waste Shot Collector WSC2

Cat. No.	Description
5001	Waste Shot Collector WSC2 (including 1 Cartridge)
5002	Spare Filter Cartridge for Waste Shot Collector
8060	Flow Meter to Induction Port/WSC2 Adapter
5238	Universal Flow Meter Adapter
5007	Waste Shot Tally Counter



WSC2 mounted on the ITW with Switching Valve

WSC2 with Disposable Cartridge



British Pharmacopoeia (BP) Content Uniformity Apparatus for MDIs

In addition to the Ph.Eur. and USP specified DUSA, the BP has its own unique apparatus for determining the “Content of Active Ingredient delivered by actuation of the valve”, likely retained for historical reasons. This comprises a stainless steel base plate having three legs and a central hole to accept the actuator stem in a small vessel (to which solvent is added) suitable for shaking.



BP Content Uniformity Apparatus for MDIs


Cat. No.	Description
8212	BP Content Uniformity Apparatus for MDIs

Filter Holder for MDIs with Spacers/Valved Holding Chambers (VHCs) and for Nebulisers

The Filter Holder is designed for DDU testing for both MDIs with spacers VHCs and for nebulisers.

The Filter Holder is designed for use together with a breathing simulator, which is used to apply the specific breathing profile required for representative device operating conditions (see page 156). A filter is

contained within the holder, to capture the delivered dose. The device under test is interfaced with the filter holder using a suitable mouthpiece adapter. For assessing the effects of a facemask for each device type, see page 236.



Filter Holder for MDIs with Spacers/VHCs and for Nebulisers

Cat. No.	Description
9102	Filter Holder and Adapter for Breath Simulator BRS 100i
9102A	Filter Holder and Adapter for Breath Simulator BRS 200i/300i
9103	Pack of 100 Filters for Filter Holder
9104	Angle Adapter for Breathing Simulator BRS 100i



Nasal Spray Dose Collector (NSDC) and Nasal Spray Waste Collector (NSWC)

The NSDC is a specially designed apparatus for the DDU testing of nasal sprays. The drug is sprayed into an opening large enough to guarantee no drug hits the entrance but is small enough to greatly reduce the risk of drug exiting after actuation. The ‘shark’s fin’ design deflects the spray away from the centre point of the nozzle in an aerodynamic fashion to minimise the risk of any rebound. All points on the fin itself slope away from the centre point thereby encouraging any drips that form to run away from the centre. The NSDC has been designed to work together with the Vertus II/Plus automated actuation systems (see page 270), but it can also be used as a standalone device for the manual dose collection of nasal sprays.

The NSWC is designed to collect high volumes of waste doses with no splashback onto the nozzle, for safe and convenient disposal of the waste drug. Designed for use with the Vertus II/Plus, the NSWC streamlines nasal spray wasting in a reproducible and time-efficient way.

For further information about the Vertus range, see page 270.

NSDC and NSWC

Cat. No.	Description
9735	Nasal Spray Dose Collector (NSDC)
9737	Nasal Spray Holder for use with NSDC - Manual
9736	Nasal Spray Waste Collector (NSWC)



Sample Collection Apparatus for FP/Salmeterol Aerosols

USP Monographs

The USP has product-specific monographs for a number of APIs including Albuterol (Salbutamol), and Fluticasone Propionate (FP)/Salmeterol combinations, which are used globally to treat asthma and COPD. Due to their widespread use and application, these active ingredients are routine targets for generic development.

These monographs cover both DDU testing and Aerodynamic Particle Size Distribution (APSD) measurement since these metrics are required for all OIPs due to their defining influence on the success and consistency of drug delivery.

We offer a range of test equipment that closely replicates the original apparatus used in the development of these reference labelled drugs (RLD), enabling bioequivalence testing in accordance with these monographs.

For more information about the various apparatus used, see page 260.

Choose your Delivered Dose Collection Device

	DUSA for MDIs	DUSA for DPIs	Filter Holder	Nasal Spray Dose Collector (NSDC)	BP Content Uniformity Apparatus for MDIs	USP Monographs
MDI	Y	N	N	N	Y	Y
MDI with Spacer/VHC	N	N	Y	N	N	N
DPI	N	Y	N	N	N	Y
Nebuliser	N	N	Y	N	N	N
ADI	Y	N	N	N	N	N
Nasal Spray	N	N	N	Y	N	N
Nasal Aerosol	Y	N	N	N	N	N
Nasal Powder	N	Y	N	N	N	N



Delivered Dose Uniformity

Metered Dose Inhalers (MDIs)

MDI aerosol characteristics are relatively insensitive to changes in air flow rate because the aerosolisation and dispersion mechanisms are dependent on the force generated by the propellant, rather than the patient's inspiratory effort. Therefore, for MDIs, the test flow rate is fixed at an arbitrary value of 28.3 L/min.

A vacuum pump is used to draw air through the assembled test set-up at this flow rate.

However, these test conditions are not applied for DDU testing when the MDI is intended for use with an add-on device such as a spacer or valved holding chamber (VHC).

Further information about the DDU testing of MDIs with a spacer or VHC can be found on page 36.

Regulations & Guidelines

The sampling procedure and acceptance criteria for the DDU of MDIs varies according to the regulatory authority concerned.

Organisation	Chapter(s)/Guidance	Key DDU Tests
EMA	Guideline on the Pharmaceutical Quality of Inhalation and Nasal Products 2006	Pharmaceutical Development: <ul style="list-style-type: none"> • DDU Through Container Life • DDU Over Patient Flow Rate Range Product Manufacture: <ul style="list-style-type: none"> • Mean Delivered Dose • Delivered Dose Uniformity • Content Uniformity / Uniformity of Dosage Units
Ph. Eur.	Chapter 0671	Uniformity of Delivered Dose Number of Deliveries per Inhaler
FDA	MDI & DPI Products - Quality Considerations Draft Guidance 2018	Delivered Dose Uniformity
USP	Chapter <601>	Delivered Dose Uniformity of Product Dose Uniformity Over the Entire Unit Life
Ch.P.	Chapter 0111	Delivered Dose Uniformity
JP	Chapter 6.14	Delivered Dose Uniformity

DDU Over the Entire Contents

Organisation	1st Test Tier No. of Inhalers	1st Test Tier Criteria	2nd Test Tier No. of Inhalers	2nd Test Tier Criteria
Ph.Eur	10 Inhalers/ 1 prime 3 beginning of life 4 middle of life 3 end of life	9/10 doses to be 75-125% of Mean All doses to be 65-135% of Mean Mean to be 85-115% of LC*	20 Inhalers/ 1 dose	27/30 doses to be 75-125% of Mean Value All doses to be 65-135% of Mean Value Mean Value to be 85-115% of LC*
USP	10 Inhalers/ 1 prime 1 beginning of life 1 end of life	N/A	N/A	N/A
EMA	As per Ph.Eur.	As per Ph.Eur.	As per Ph.Eur.	As per Ph.Eur.
FDA	10 Inhalers/ 1 beginning of life 1 end of life	18/20 doses to be 80-120% 20/20 to be 75-125% of TDD** Mean to be 85-115% of TDD**	20 Inhalers/ 1 beginning of life 1 end of life	54/60 doses to be 80-120% of TDD 60/60 to be 75-125% of TDD** Mean to be 85-115% of TDD**
Ch.P.	1 Inhaler/10 doses (MDIs) and Multidose DPIs 10 inhalers/1 dose of each	9/10 doses to be 75-125% and all to be 65-135% of Average Delivered Dose Mean to be 80-120% of LC*	2 inhalers/20 doses 20 inhalers/1 dose of each	27/30 doses to be 75-125% and all to be 65-135% of Average Delivered Dose Mean to be 80-120% of LC*
JP	1 Inhaler/10 doses	9/10 to be 75-125% of Mean Value All to be 65-135% of Mean Value Mean to be 85-115% of LC*	2 inhalers/20 doses	27/30 doses to be 75-125% of Mean Value All to be 65-135% of Mean Value Mean to be 85-115% of LC*

* - Label Claim ** - Target Delivered Dose

DDU of MDIs: Manual Test System Set-Up

The minimum set-up for DDU testing as specified by the Ph. Eur. comprises a sample collection tube, fitted at one end with a suitable mouthpiece adapter to accept the inhaler under test and connected at the other end to a vacuum pump capable of continuously drawing 28.3 L/min through the inhaler.

In addition to the specifications laid down by the Ph. Eur., the FDA recommends and the USP specifies that the volume of air to be sampled should not exceed 2

litres; this being the volume of air adjudged to be typical of the average patient.

This additional criterion can be met by positioning an electronically operated timer controlled two-way solenoid valve, such as that incorporated in the Breath Actuation Controller BAC 100i.

DDU for MDIs: Test Specifications

Flow Rate (Q)	28.3 L/min
Air Volume (Ph. Eur./EMA)	Not defined
Air Volume (USP/FDA)	2 litres



Related Accessories



DUSA Collection Tube Stand

Designed for the convenient transfer of multiple DUSA for MDIs around the laboratory. See page 21



Temperature and Relative Humidity Sensor

Ideal for measuring environmental test conditions. See page 179.



MDI Actuation Sensor/Footswitch

Suitable for most commercially available MDI canisters, the MDI Actuation Sensor connects directly to the Breath Actuation Controller BAC 100i to ensure precise synchronisation of MDI actuation. Alternatively, a Footswitch can be attached to trigger actuation. See page 179.

DDU of MDIs: Manual Test System Component Parts



Dose Uniformity Sampling Apparatus (DUSA) for MDIs

See page 21

In addition to the DUSA for MDIs, the following is needed to complete a fully-operational test set-up for the delivered dose testing of MDIs:

Vacuum Pump

Designed for optimal operation at the low flow rates required for MDI testing, the Low Capacity LCP6 Vacuum Pump represents the latest in high performance, low maintenance, vacuum pump technology. Our Vacuum Pump range is specifically designed for use in the testing of OINDPs in accordance with pharmacopoeial requirements.

See page 188 for further information about our Vacuum Pump range.



Breath Actuation Controller (BAC)

Ensuring that the volume of air sampled does not exceed pharmacopoeial specifications, the Breath Actuation Controller BAC 100i contains an electronically operated, timer-controlled two-way solenoid valve and is positioned between the DUSA and vacuum pump.

See page 172 for further information about our Flow Controller range.

TOP TIP The BAC 100i can also be used for the testing of Breath-Actuated (or Breath-Operated) MDIs. In this case, the BAC 100i is used to initiate the flow, simultaneously triggering the breath-actuated inhaler.

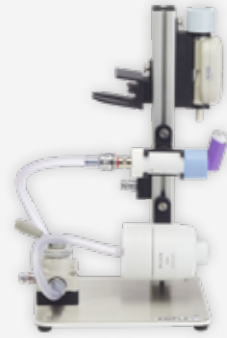
Flow Meter

Used for establishing accurate and consistent inlet flow rate during testing, our range of Flow Meters measure and control flow rates to the accuracy specified by the pharmacopoeias.

See page 184 for further information about our range of Flow Meters.



DDU of MDIs: Manual Test System Component Parts



Inhaler Testing Workstation (ITW)

Designed to keep the sampling apparatus organised during testing and improve workflow efficiency, the Inhaler Testing Workstation ITW holds the DUSA collection tube, vacuum connector, flow meter and waste shot collector (WSC2).

See page 196 for further information.

Waste Shot Collector and Switching Valve

A compact vacuum filtration system, the Waste Shot Collector WSC2 captures aerosols emitted from repeated actuations of the inhaler, trapping large quantities of the drug for safe disposal. The Switching Valve is used to re-direct air flow between the collection device and WSC2 for quick and easy dose wasting.

See page 24 for further information about the WSC2. Alternatively, automate labour-intensive MDI waste shot collection with the Vertus and DecaVertus (see page 270).



Mouthpiece Adapter

Moulded from high quality silicone rubber, our Mouthpiece Adapters guarantee an airtight seal between the inhaler and the test apparatus. For a list of available Mouthpiece Adapters see page 203.

Custom Mouthpiece Adapters are available upon request.

Qualification

Good Manufacturing Practices (GMP) regulations require that

- The test methods used to monitor pharmaceuticals must meet proper standards of accuracy and reliability
- Companies should establish procedures to ensure the fitness for use of instruments that generate data supporting product testing

Copley provides a range of qualification documentation, services and tools to meet these requirements.

See page 302 for further information.



DDU of MDIs: Semi-Automated Test System Set-Up

The Vertus automated shake, fire and shot waste range is made up of integrated turn-key solutions for precise, controlled and reproducible MDI testing.

Compatible with most MDIs, the Vertus systems offer analysts complete control over:

- The speed, angle and duration of shaking, ahead of actuation
- Firing force and the speed of application and release of that force
- The time delay between the end of shaking and device actuation



Improve inhaler testing accuracy and reproducibility



Increase productivity and reduce hassle



Replicate test methods across different sites with ease



Reduce handling errors and costly out-of-specification results

Vertus II & Vertus Plus

Offering high productivity, walkaway MDI testing, the Vertus II and Vertus Plus can collect doses at the start, middle and end of product life (including shots to waste as required) all without manual intervention. The Vertus Plus also offers optional shot weight collection.



DecaVertus

Accepting up to 10 inhalers per run, the DecaVertus is a high-throughput shake and fire-to-waste system, ideal for alleviating the burden of tedious through-life testing.

Replaces the need for:

Vacuum Pump



Breath Actuation Controller



Flow Meter



Inhaler Testing Workstation



Waste Shot Collector with Switching Valve



See page 270 for further information about the Vertus and DecaVertus range.

Related Applications

We also offer a range of equipment for additional MDI testing application support:



For better *in vitro-in vivo* correlation (IVIVC) testing
See page 214



For cold Freon® effect testing
See page 247



For USP product-specific monograph testing
See page 260

Semi-Automation Tools



Improve efficiency



Reduce variability



Eliminate handling errors



Increase testing capacity



DUSA Shaker

Holding up to 21 MDI DUSA collection tubes, the DUSA shaker automates the internal rinsing of the tubes to ensure full, fast and repeatable drug dissolution and drug recovery from internal surfaces.

See page 282 for further information.

Training, Servicing & Support

We offer a comprehensive range of services from bespoke product design to installation, expert training and technical support, optimising all aspects of pharmaceutical testing from start to finish.



Training
See page 313



Servicing
See page 304



Support
See page 312



Design
See page 312



Delivered Dose Uniformity

MDIs with a Spacer/VHC

Add-on devices such as spacers, VHCs and reverse VHCs reduce or eliminate the need for coordination between actuation and inhalation and are widely used together with MDIs to overcome coordination issues.

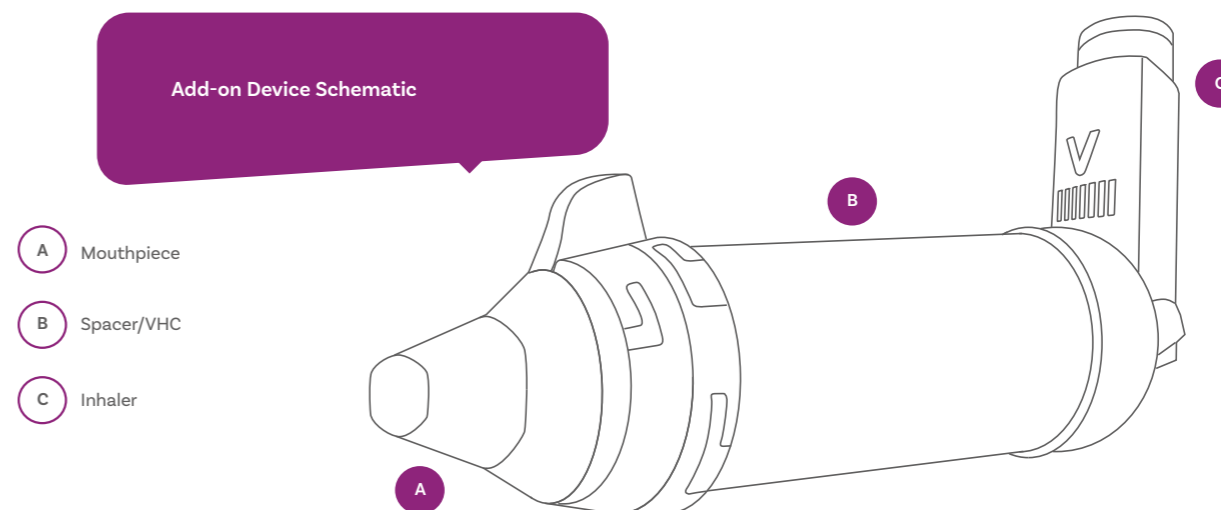
When a patient uses an MDI without an add-on device, the drug particles contained within the delivered dose are inhaled almost instantaneously as the formulation is aerosolised. In contrast, when an add-on device such as a spacer or VHC is used, the patient inhales the drug from a reservoir of aerosolised particles.

The additional dead volume provided by this reservoir allows aerosol expansion, but also an opportunity for particle impaction, settling and/or electrostatic deposition within the chamber itself, all of which can change the delivered dose.

As the use of add-on devices has grown, the regulatory authorities have become increasingly aware of the need to test with add-on devices as distinct from MDIs alone.

The amount of drug received by the patient using an add-on device with an MDI will be directly influenced by the inhalation profile of the user concerned. For that reason, tests call for the application of specific breathing profiles to reflect the physiology of the intended user, see Table 1.

Add-on Device Schematic



Regulation & Guidelines

The sampling procedure for the DDU testing of MDIs with a spacer/VHC varies according to the regulatory authority concerned.

Organisation	Chapter(s)/Guidance	Key DDU Tests
FDA	MDI & DPI Products - Quality Considerations Draft Guidance 2018	Effect of Flow Rate and Inhalation Delay on MDIs with Spacers
USP	Chapter <1602>	Mass of drug delivered - fully coordinated and fully uncoordinated

Table 1: Representative Tidal Breathing Patterns

Parameter	Paediatric			Adult	
	Neonate	Infant	Child	Normal 1	Normal 2
Tidal Volume (mL)	25	50	155	770	500
Frequency (cycles/min)	40	30	25	12	13
I/E Ratio	1:3	1:3	1:2	1:2	1:2
Minute Volume (mL)	1000	1500	3875	9240	6500

For DDU over the entire contents testing of MDIs with a spacer/VHC and a facemask, see page 238.

DDU of MDIs with a Spacer/VHC: Test System Set-Up

The standard sampling apparatus for MDIs with an add-on device consists of a breathing simulator to generate the specified breath profile, a filter holder containing the filter to capture the delivered dose and a suitable mouthpiece adapter to connect the filter holder to the mouthpiece of the spacer/VHC concerned.

In the case of VHCs, tests are also carried out to compare the dose received when use is coordinated or uncoordinated with device actuation, to assess the impact of valve operation.



- A** Breathing Simulator
- B** Filter Holder
- C** Mouthpiece Adapter

Related Accessories



MDI Actuation Sensor/Footswitch

Suitable for most commercially available MDI canisters, the MDI Actuation Sensor connects directly to the Breath Actuation Controller BAC 100i to ensure precise synchronisation of MDI actuation. Alternatively, a Footswitch can be attached to trigger actuation. See page 179.

TOP TIP The constant 28.3 L/min air flow rate applied during the testing of MDIs is replaced by a specific patient relevant tidal breath profile more representative of the conditions applied by the patient when using an add-on device.

DDU of MDIs with a Spacer/VHC: Test System Component Parts



Filter Holder (with Adapter for Breath Simulator Model BRS 100i)

See page 25

In addition to the Filter Holder, the following is needed to complete a fully-operational test set-up for the delivered dose testing of MDIs with a spacer/VHC.

Breathing Simulator

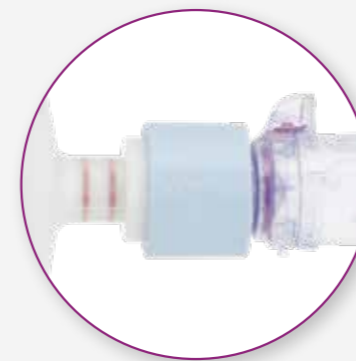
Providing breathing profiles more representative of *in vivo* behaviour than conventional systems offering a constant flow rate, the Breathing Simulator Model BRS 100i is ideal for assessing the effects of a spacer or VHC on the DDU of MDIs. Alternatively, the higher capacity Breathing Simulator Model 200i can be used to access expanded functionality including the capability to apply user-defined profiles.

Find out more about our range of Breathing Simulators on page 156.



BRS 100i

BRS 200i



Mouthpiece Adapter

Moulded from high quality silicone rubber, our Mouthpiece Adapters guarantee an airtight seal between the spacer/VHC and the test apparatus. For a list of available Mouthpiece Adapters see page 203.

Custom Mouthpiece Adapters are available upon request.

Qualification

GMP regulations require that

- The test methods used to monitor pharmaceuticals must meet proper standards of accuracy and reliability
- Companies should establish procedures to ensure the fitness for use of instruments that generate data supporting product testing



Copley provides a range of qualification documentation, services and tools to meet these requirements.

See page 302 for further information.

Related Applications

We also offer a range of equipment for additional MDIs with a spacer/VHC testing application support:



For facemask testing
See page 236

Training, Servicing & Support

We offer a comprehensive range of services from bespoke product design to installation, expert training and technical support, optimising all aspects of pharmaceutical testing from start to finish.



Training
See page 313




Servicing
See page 304



Support
See page 312



Design
See page 312





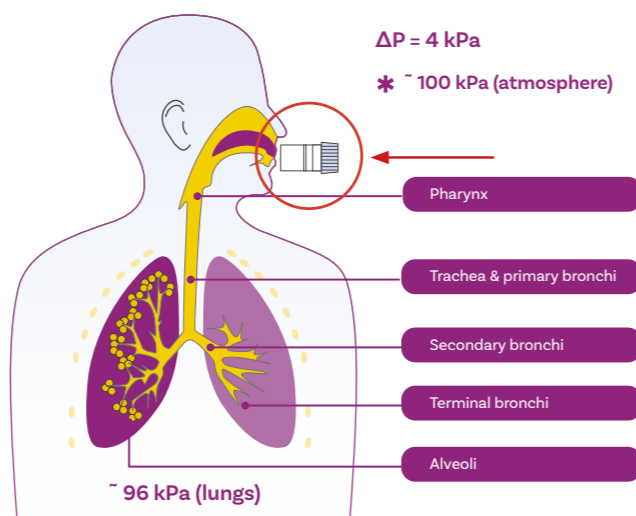
Delivered Dose Uniformity

Dry Powder Inhalers (DPIs)

For DPIs, the test regime is more complex than for MDIs, since aerosolisation depends on the strength and duration of a single inhalation by the user.

During a single, deep inhalation, a typical adult produces a pressure drop over the device of approximately 4 kPa. Depending on the device flow resistance this will yield a flow rate, typical of the mean patient inhalation flow rate, that is then used for all the required testing of that device.

Pressure difference between lungs and atmosphere when inhaling through a DPI



DDU for DPIs: Test Specifications	
Flow Rate (Q)	Device dependent (4 kPa)
Air Volume (Ph. Eur./EMA)	4 litres
Air Volume (USP/FDA)	2 litres

Regulations & Guidelines

The sampling procedure and acceptance criteria for the DDU testing of DPIs varies according to the regulatory authority concerned.

Organisation	Chapter(s)/Guidance	Key DDU Tests
EMA	Guideline on the Pharmaceutical Quality of Inhalation and Nasal Products 2006	Pharmaceutical Development: <ul style="list-style-type: none"> • DDU Through Container Life • DDU Over Patient Flow Rate Range Product Manufacture: <ul style="list-style-type: none"> • Mean Delivered Dose • Delivered Dose Uniformity • Content Uniformity / Uniformity of Dosage Units
Ph. Eur.	Chapter 0671	Uniformity of Delivered Dose Number of Deliveries per Inhaler
FDA	MDI & DPI Products - Quality Considerations Draft Guidance 2018	Delivered Dose Uniformity
USP	Chapter <601>	Delivered Dose Uniformity of Product Dose Uniformity Over the Entire Unit Life
Ch.P.	Chapter 0111	Delivered Dose Uniformity
JP	Chapter 6.14	Delivered Dose Uniformity

DDU Over the Entire Contents

Organisation	1st Test Tier No. of Inhalers	1st Test Tier Criteria	2nd Test Tier No. of Inhalers	2nd Test Tier Criteria
Ph.Eur	10 Inhalers/ 1 prime 3 beginning of life 4 middle of life 3 end of life	9/10 doses to be 75-125% of Mean All doses to be 65-135% of Mean Mean to be 85-115% of LC*	20 Inhalers/ 1 dose	27/30 doses to be 75-125% of Mean Value All doses to be 65-135% of Mean Value Mean Value to be 85-115% of LC*
USP	10 Inhalers/ 1 prime 1 beginning of life 1 end of life	N/A	N/A	N/A
EMA	As per Ph.Eur.	As per Ph.Eur.	As per Ph.Eur.	As per Ph.Eur.
FDA	10 Inhalers/ 1 beginning of life 1 end of life	18/20 doses to be 80-120% 20/20 to be 75-125% of TDD** Mean to be 85-115% of TDD**	20 Inhalers/ 1 beginning of life 1 end of life	54/60 doses to be 80-120% of TDD 60/60 to be 75-125% of TDD** Mean to be 85-115% of TDD**
Ch.P.	1 Inhaler/10 doses (MDIs) and Multidose DPIs 10 inhalers/1 dose of each	9/10 doses to be 75-125% and all to be 65-135% of Average Delivered Dose Mean to be 80-120% of LC*	2 inhalers/20 doses 20 inhalers/1 dose of each	27/30 doses to be 75-125% and all to be 65-135% of Average Delivered Dose Mean to be 80-120% of LC*
JP	1 Inhaler/10 doses	9/10 to be 75-125% of Mean Value All to be 65-135% of Mean Value Mean to be 85-115% of LC*	2 inhalers/20 doses	27/30 doses to be 75-125% of Mean Value All to be 65-135% of Mean Value Mean to be 85-115% of LC*

* - Label Claim ** - Target Delivered Dose


DDU of DPIs: Test System Set-Up

The basic requirements for DPI DDU testing are the same as for MDI testing, namely DUSA, mouthpiece adapter, vacuum pump and flow meter. However, a critical flow controller (e.g. Critical Flow Controller TPK 100i) to measure the pressure drop across the device and control the flow conditions during testing is also required.

This is mandatory because most DPIs are passive breath-actuated devices which rely on the patient's inspiration rather than a propellant for dose aerosolisation and delivery. The testing of DPIs is further complicated by the fact that different inhalers provide

varying degrees of flow resistance, i.e. some require more effort to inhale through than others.

Find out more about critical flow control on page 172.



- A Vacuum Pump
- B Critical Flow Controller
- C Inhaler Testing Workstation (ITW)
- D Flow Meter
- E Mouthpiece Adapter
- F DUSA for DPIs
- G Waste Shot Collector
- H Switching Valve

Related Accessories



DUSA Collection Tube Stand
Designed for the convenient transfer of multiple DUSA for DPIs around the laboratory. See page 23.



Temperature and Relative Humidity Sensor
Ideal for measuring environmental test conditions. See page 183.



Footswitch
Connecting directly to the Critical Flow Controller TPK 100i, the Footswitch enables precise synchronisation of DPI device actuation with the onset of flow. See page 183.

DDU of DPIs: Test System Component Parts



Dose Uniformity Sampling Apparatus (DUSA) for DPIs

See page 22

In addition to the DUSA for DPIs, the following is needed to complete a fully-operational test set-up for the delivered dose testing of DPIs:

Vacuum Pump

Ideal for the higher, sonic flow rate testing requirements of DPIs, the High Capacity HCP6 and Super Capacity SCP6 Vacuum Pumps represent the latest in high performance, low maintenance, vacuum pump technology. Our Vacuum Pump range is specifically designed for use in the testing of OINDPs in accordance with pharmacopoeial requirements.

See page 188 for further information about our Vacuum Pump range.



Critical Flow Controller (TPK)

Simplify DPI test system set-up in accordance with pharmacopoeial recommendations with the Critical Flow Controller series. Positioned between the DUSA and vacuum pump, the Critical Flow Controller TPK 100i ensures critical (sonic) flow conditions during testing. It measures and records all parameters required for testing and controlling flow conditions.

See page 172 for further information about our Flow Controller Range.


Flow Meter

Used for establishing accurate and consistent inlet flow rate during testing, our range of Flow Meters measure and control flow rates to the accuracy specified by the pharmacopoeias.

See page 184 for further information about our range of Flow Meters.



DDU of DPIs: Test System Component Parts



Inhaler Testing Workstation (ITW)

Designed to keep the sampling apparatus organised during testing and improve workflow efficiency, the Inhaler Testing Workstation ITW holds the DUSA collection tube, vacuum connector, flow meter and waste shot collector (WSC2).

See page 196 for further information.

Waste Shot Collector and Switching Valve

A compact vacuum filtration system, the Waste Shot Collector WSC2 captures aerosols emitted from repeated actuations of the inhaler, trapping large quantities of the drug for safe disposal. The Switching Valve is used to re-direct air flow between the collection device and WSC2 for quick and easy dose wasting. Please note: only required for multi-dose devices.

See page 24 for further information about the Waste Shot Collector WSC2.



Mouthpiece Adapter

Moulded from high quality silicone rubber, our Mouthpiece Adapters guarantee an airtight seal between the inhaler under test and the test apparatus. For a list of available Mouthpiece Adapters see page 203.

Custom Mouthpiece Adapters are available upon request.

DDU Over the Entire Contents

In the case of DPI reservoir type devices, tests should be carried out throughout the life of the inhaler i.e. dose uniformity over the entire contents. For further information, see page 24.

Qualification

GMP regulations require that

- The test methods used to monitor pharmaceuticals must meet proper standards of accuracy and reliability
- Companies should establish procedures to ensure the fitness for use of instruments that generate data supporting product testing



Copley provides a range of qualification documentation, services and tools to meet these requirements.

See page 302 for further information.

Related Applications

We also offer a range of equipment for additional DPI testing application support:



For better *in vitro-in vivo* correlation (IVIVC) testing

See page 214



For USP product-specific monograph testing

See page 260

Semi-Automation Tools



Improve efficiency



Reduce variability



Eliminate handling errors



Increase testing capacity



DUSA Shaker

Holding up to 12 DPI DUSA collection tubes, the DUSA shaker automates the internal rinsing of the tubes to ensure full, fast and repeatable drug dissolution and drug recovery from internal surfaces.

See page 282 for further information.

Training, Servicing & Support

We offer a comprehensive range of services from bespoke product design to installation, expert training and technical support, optimising all aspects of pharmaceutical testing from start to finish.



Training

See page 313



Servicing

See page 304



Support

See page 312



Design

See page 312



Delivered Dose Uniformity

Nebulisers

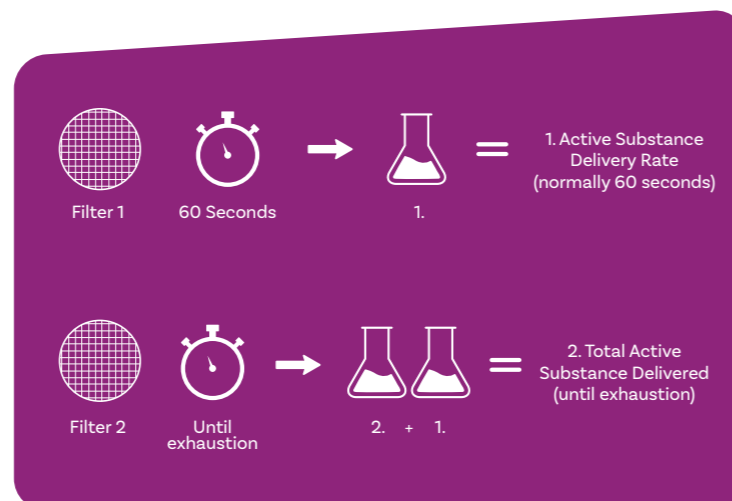
The delivered dose testing of nebulisers is carried out to determine the total amount of drug a patient might be expected to receive during a treatment period, rather than through one inhalation.

Given the mode of operation of nebulisers, well-defined tidal breathing profiles for specific patient types are specified for testing (see Table 2). These profiles can be reliably achieved using breathing simulators (see page 156).

Delivered Dose Testing Requirements for Nebulisers

The delivered dose of a nebuliser is quantified via two discrete metrics: **the active substance delivery rate** and the **total active substance delivered**.

To measure active substance delivery rate the output from the nebuliser is captured on a filter, under appropriate test conditions, over a specified time (typically 60 seconds). Replacing the filter and continuing the test until nebulisation stops, because the reservoir is empty, enables calculation of the second metric - total active substance delivered. This is the total mass collected during steps 1 and 2 of the test.



Regulations and Guidelines

The Filter Holder apparatus is used to perform those tests specified in the Pharmacopoeias relating to:

- Preparations for Nebulisation: Characterisation (Ph. Eur. 2.9.44)
- General Information: Products for Nebulization - Characterization Tests (USP <1601>)


Organisation	Chapter(s)/Guidance	Key DDU Tests listed
EMA	Guideline on the Pharmaceutical Quality of Inhalation and Nasal Products	<ul style="list-style-type: none"> • Drug Delivery Rate • Total Drug Delivered
Ph. Eur.	Chapter 2.9.44. Preparations for Nebulisation: Characterisation	Ph. Eur. : Active Substance Delivery Rate Total Active Substance Delivered
FDA	Guidance for Industry: Nasal Spray and Inhalation Solution, Suspension and Spray Drug Products - Chemistry, Manufacturing and Controls Documentation	Content Uniformity
USP	Chapter <1601> Products for Nebulization - Characterization Tests	Drug Substance Delivery Rate Total Drug Substance Delivered
Ch.P.	Chapter 0111	Delivered Dose Uniformity
JP	-	-

Table 2 : Breathing Simulator Specifications for Nebuliser Characterisation Tests

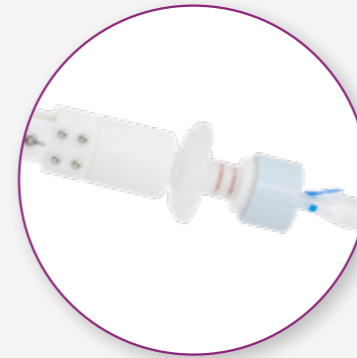
	Adult	Neonatal	Infant	Child
Total Volume	500 ml	25 ml	50 ml	155 ml
Frequency	15 cycles/min	40cycles/min	30 cycles/min	25 cycles/min
Waveform	Sinusoidal	Sinusoidal	Sinusoidal	Sinusoidal
I/E Ratio	1:1	1:3	1:3	1:2

DDU of Nebulisers: Test System Set-Up

The sampling apparatus for nebulisers (mouthpiece-based products) consists of a breathing simulator to generate the specified breathing profile, a filter holder containing the filter to capture the delivered dose and a suitable mouthpiece adapter to connect the filter holder to the nebuliser under test.



DDU of Nebulisers: Test System Component Parts



Filter Holder (with Angle Adapter and Adapter for Breathing Simulator Model BRS 100i)

See page 25

In addition to the Filter Holder, the following is needed to complete a fully-operational test set-up for the delivered dose testing of nebulisers:

Breathing Simulator

Providing breathing profiles more representative of *in vivo* behaviour than conventional systems offering a constant flow rate, the Breathing Simulator Model BRS 100i is ideal for assessing the DDU of nebulisers. Alternatively, the higher capacity Breathing Simulator Model BRS 200i can be used to access expanded functionality including the capability to apply user-defined profiles.

Find out more about our range of Breathing Simulators on page 156.



BRS 100i

BRS 200i



Mouthpiece Adapter

Moulded from high quality silicone rubber, our Mouthpiece Adapters guarantee an airtight seal between the nebuliser and the test apparatus. For a list of available Mouthpiece Adapters See page 203.

Custom Mouthpiece Adapters are available upon request.

Qualification

GMP regulations require that

- The test methods used to monitor pharmaceuticals must meet proper standards of accuracy and reliability
- Companies should establish procedures to ensure the fitness for use of instruments that generate data supporting product testing



Copley provides a range of qualification documentation, services and tools to meet these requirements.

See page 302 for further information.

Related Applications

We also offer a range of equipment for additional nebuliser testing application support:



For better *in vitro-in vivo* correlation (IVIVC) testing
See page 214



For facemask testing
See page 236

Training, Servicing & Support

We offer a comprehensive range of services from bespoke product design to installation, expert training and technical support, optimising all aspects of pharmaceutical testing from start to finish.



Training
See page 313




Servicing
See page 304



Support
See page 312



Design
See page 312





Delivered Dose Uniformity

Aqueous Droplet Inhalers (ADIs)


Since they are active, aqueous-based devices, the DDU testing of ADIs is similar to that of MDIs, with testing carried out at a constant flow rate of 28.3 L/min.

Regulations and Guidelines

The sampling procedure and acceptance criteria for the DDU testing of ADIs varies according to the regulatory authority concerned.

Organisation	Chapter(s)/Guidance	Key DDU Tests
EMA	Guideline on the Pharmaceutical Quality of Inhalation and Nasal Products 2006	Delivered Dose Uniformity
Ph. Eur.	-	-
FDA	Guidance for Industry: Nasal Spray and Inhalation Solution, Suspension and Spray Drug Products - Chemistry, Manufacturing and Controls Documentation	Content Uniformity
USP	-	-
Ch.P.	Chapter 0111	Delivered Dose Uniformity
JP	-	-

DDU of ADIs: Test System Set-Up



Related Accessories



DUSA Collection Tube Stand
 Designed for the convenient transfer of multiple DUSA for MDIs around the laboratory. See page 21.



Temperature and Relative Humidity Sensor
 Ideal for measuring environmental test conditions. See page 179.



Footswitch
 Connecting directly to the Breath Actuation Controller BAC 100i, the Footswitch enables precise synchronisation of ADI device actuation with the onset of flow. See page 179.

DDU of ADIs: Test System Component Parts



Dose Uniformity Sampling Apparatus (DUSA) for MDIs

See page 21

In addition to the DUSA for MDIs, the following is needed to complete a fully-operational test set-up for the delivered dose testing of ADIs:

Vacuum Pump

Designed for optimal operation at the low flow rates required for ADI testing, the Low Capacity LCP6 Pump represents the latest in high performance, low maintenance, vacuum pump technology. Our Vacuum Pump range is specifically designed for use in the testing of OINDPs in accordance with pharmacopoeial requirements.

See page 188 for further information about our Vacuum Pump range.



Breath Actuation Controller (BAC)

Ensuring that the volume of air sampled does not exceed pharmacopoeial specifications, the Breath Actuation Controller BAC 100i contains an electronically operated, timer-controlled two-way solenoid valve and is positioned between the DUSA and vacuum pump.

See page 172 for further information about our Flow Controller range.

Flow Meter

Used for establishing accurate and consistent inlet flow rate during testing, our range of Flow Meters measure and control flow rates to the accuracy specified by the pharmacopoeias.

See page 184 for further information about our range of Flow Meters.



Inhaler Testing Workstation (ITW)

Designed to keep the sampling apparatus organised during testing and improve workflow efficiency, the Inhaler Testing Workstation ITW holds the DUSA collection tube, vacuum connector, flow meter and waste shot collector (WSC2).

See page 196 for further information.

Waste Shot Collector and Switching Valve

A compact vacuum filtration system, the Waste Shot Collector WSC2 captures aerosols emitted from repeated actuations of the inhaler, trapping large quantities of the drug for safe disposal. The Switching Valve is used to re-direct air flow between the collection device and WSC2 for quick and easy dose wasting. Please note: only required for multi-dose devices.

See page 24 for further information about the Waste Shot Collector WSC2.



Mouthpiece Adapter

Moulded from high quality silicone rubber, our Mouthpiece Adapters guarantee an airtight seal between the inhaler under test and the test apparatus. For a list of available Mouthpiece Adapters see page 203.

Custom Mouthpiece Adapters are available upon request.

DDU Over the Entire Contents

In the case of multiple dose devices, tests might need to be carried out throughout the life of the inhaler i.e. dose uniformity over the entire contents. For further information, see page 24.

Qualification

GMP regulations require that

- The test methods used to monitor pharmaceuticals must meet proper standards of accuracy and reliability
- Companies should establish procedures to ensure the fitness for use of instruments that generate data supporting product testing

Copley provides a range of qualification documentation, services and tools to meet these requirements.

See page 302 for further information.



Related Applications

We also offer a range of equipment for additional ADI testing application support:



For better *in vitro-in vivo* correlation (IVIVC) testing
See page 214



For USP product-specific monograph testing
See page 260

Semi-Automation Tools



Improve efficiency



Reduce variability



Eliminate handling errors



Increase testing capacity



DUSA Shaker

Holding up to 21 MDI DUSA collection tubes, the DUSA shaker automates the internal rinsing of the tubes to ensure full, fast and repeatable drug dissolution and drug recovery from internal surfaces.

See page 282 for further information.

Training, Servicing & Support

We offer a comprehensive range of services from bespoke product design to installation, expert training and technical support, optimising all aspects of pharmaceutical testing from start to finish.



Training
See page 313



Servicing
See page 304



Support
See page 312



Design
See page 312





Delivered Dose Uniformity

Nasal Sprays

According to regulatory guidance, for the DDU testing of nasal sprays, the test unit should be actuated in a vertical or near-vertical, valve-up position with adequate controls over the critical mechanical actuation parameters, such as actuation force, speed and rest periods.

Regulations and Guidelines

The sampling procedure and acceptance criteria for the DDU testing of nasal sprays varies according to the regulatory authority concerned.

Organisation	Chapter(s)/Guidance	Key DDU Tests
EMA	Guideline on the Pharmaceutical Quality of Inhalation and Nasal Products	Delivered Dose Uniformity Through Container Life
Ph. Eur.	-	-
FDA	Guidance for Industry: Nasal Spray and Inhalation Solution, Suspension and Spray Drug Products - Chemistry, Manufacturing and Controls Documentation	Content Uniformity
USP	Chapter <601> Inhalation and Nasal Drug Products: Aerosols, Sprays, and Powders - Performance Quality Tests	Delivered Dose Uniformity of Product
Ch.P.	Chapter 0111	Delivered Dose Uniformity
JP	-	-

DDU of Nasal Sprays: Semi-Automated Test System Set-Up



Compatible with most nasal sprays, the Vertus systems offer analysts complete control over:

- **The speed, angle and duration of shaking, ahead of actuation**
- **Firing force and the speed of application and release of that force**
- **The time delay between the end of shaking and device actuation**

- ✓ Improve nasal spray testing accuracy and reproducibility
- ✓ Increase productivity and reduce hassle
- ✓ Replicate test methods across different sites with ease
- ✓ Reduce handling errors and costly out-of-specification results

For more information about the NSDC and NSWC see page 26.

To find out more about our range of Automated Shake & Fire systems, see page 270.

DDU of Nasal Sprays: Manual Test System Set-Up



Used together with its manual holder, the NSDC is a compact dose collection system designed for manual DDU sampling of nasal sprays. This convenient system is ideal for quick, hassle-free DDU testing.

For ordering information, see page 26.

DDU Over the Entire Contents

In the case of multiple dose devices, tests might need to be carried out throughout the life of the inhaler i.e. dose uniformity over the entire contents. For further information, see page 24.

Qualification

GMP regulations require that

- The test methods used to monitor pharmaceuticals must meet proper standards of accuracy and reliability
- Companies should establish procedures to ensure the fitness for use of instruments that generate data supporting product testing




Copley provides a range of qualification documentation, services and tools to meet these requirements.

See page 302 for further information.

Related Applications

We also offer a range of equipment for additional MDI testing application support:



For cold Freon® effect testing

See page 247

Training, Servicing & Support

We offer a comprehensive range of services from bespoke product design to installation, expert training and technical support, optimising all aspects of pharmaceutical testing from start to finish.



Training
See page 313



Servicing
See page 304



Support
See page 312



Design
See page 312

Delivered Dose Uniformity

Nasal Aerosols


DDU testing of nasal aerosols follows a similar process to that of MDIs (page 28), since both use a propellant to deliver a specified volume of active ingredient(s) upon actuation of a metered valve system. Testing is typically conducted at a fixed flow rate of 28.3 L/min using a DUSA for MDIs for sample collection.

Regulations and Guidelines

The sampling procedure and acceptance criteria for the DDU of nasal aerosols varies according to the regulatory authority concerned.

Organisation	Chapter(s)/Guidance	Key DDU Tests
EMA	Guideline on the Pharmaceutical Quality of Inhalation and Nasal Products	Delivered Dose Uniformity Through Container Life
Ph. Eur.	-	-
FDA	Guidance for Industry: Metered Dose Inhaler (MDI) and Dry Powder Inhaler (DPI) Drug Products	Content Uniformity
USP	Chapter <601> Inhalation and Nasal Drug Products: Aerosols, Sprays, and Powders - Performance Quality Tests	Delivered Dose Uniformity of Product
Ch.P.	Chapter 0111	Delivered Dose Uniformity
JP	-	-

DDU of Nasal Aerosols: Test System Set-Up



Related Accessories



DUSA Collection Tube Stand

Designed for the convenient transfer of multiple DUSA for MDIs around the laboratory. See page 21.

Temperature and Relative Humidity Sensor

Ideal for measuring environmental test conditions. See page 179.

Footswitch

Connecting directly to the Breath Actuation Controller BAC 100i, the Footswitch enables precise synchronisation of nasal aerosol device actuation with the onset of flow. See page 179.

DDU of Nasal Aerosols: Test System Component Parts



Dose Uniformity Sampling Apparatus (DUSA) for MDIs

See page 21

In addition to the DUSA for MDIs, the following is needed to complete a fully-operational test set-up for the delivered dose testing of nasal aerosols:

Vacuum Pump

Designed for optimal operation at the low flow rates required for nasal aerosol testing, the Low Capacity LCP6 Pump represents the latest in high performance, low maintenance, vacuum pump technology. Our Vacuum Pump range is specifically designed for use in the testing of OINDPs in accordance with pharmacopoeial requirements.

See page 188 for further information about our Vacuum Pump range.



Breath Actuation Controller (BAC)


Ensuring that the volume of air sampled does not exceed pharmacopoeial specifications, the Breath Actuation Controller BAC 100i contains an electronically operated, timer-controlled two-way solenoid valve and is positioned between the DUSA and vacuum pump.

See page 172 for further information about our Flow Controller range.

Flow Meter

Used for establishing accurate and consistent inlet flow rate during testing, our range of Flow Meters measure and control flow rates to the accuracy specified by the pharmacopoeias.

See page 184 for further information about our range of Flow Meters.



Inhaler Testing Workstation (ITW)


Designed to keep the sampling apparatus organised during testing and improve workflow efficiency, the Inhaler Testing Workstation ITW holds the DUSA collection tube, vacuum connector, flow meter and WSC2.

See page 196 for further information.

Waste Shot Collector and Switching Valve

A compact vacuum filtration system, the Waste Shot Collector WSC2 captures aerosols emitted from repeated actuations of the inhaler, trapping large quantities of the drug for safe disposal. The Switching Valve is used to re-direct air flow between the collection device and WSC2 for quick and easy dose wasting. Please note: only required for multi-dose devices.

See page 24 for further information about the Waste Shot Collector WSC2.



Nosepiece Adapter

Special nosepiece adapters are available to accommodate the nasal aerosol device and interface it with the test set-up.

See page 203 for further information.

DDU Over the Entire Contents

In the case of multiple dose devices, tests might need to be carried out throughout the life of the inhaler i.e. dose uniformity over the entire contents. For further information, see page 24.

Qualification

GMP regulations require that

- The test methods used to monitor pharmaceuticals must meet proper standards of accuracy and reliability
- Companies should establish procedures to ensure the fitness for use of instruments that generate data supporting product testing

Copley provides a range of qualification documentation, services and tools to meet these requirements.

See page 302 for further information.



Semi-Automation Tools

- 

Improve efficiency
- 

Reduce variability
- 

Eliminate handling errors
- 

Increase testing capacity



DUSA Shaker

Holding up to 21 MDI DUSA collection tubes, the DUSA shaker automates the internal rinsing of the tubes to ensure full, fast and repeatable drug dissolution and drug recovery from internal surfaces.

See page 282 for further information.

Training, Servicing & Support

We offer a comprehensive range of services from bespoke product design to installation, expert training and technical support, optimising all aspects of pharmaceutical testing from start to finish.



Training
See page 313



Servicing
See page 304



Support
See page 312



Design
See page 312



Delivered Dose Uniformity

Nasal Powders


The minimum requirements for nasal powder delivered dose testing are the same as for DPI testing (see page 42), namely DUSA, nosepiece adapter, vacuum pump and flow meter, plus a critical flow controller to measure the pressure drop across the device and control flow conditions during testing.

Regulations and Guidelines

The sampling procedure and acceptance criteria for the DDU testing of nasal powders varies according to the regulatory authority concerned.

Organisation	Chapter(s)/Guidance	Key DDU Tests
EMA	Guideline on the Pharmaceutical Quality of Inhalation and Nasal Products	Delivered Dose Uniformity Through Container Life
Ph. Eur.	-	-
FDA	Guidance for Industry: Metered Dose Inhaler (MDI) and Dry Powder Inhaler (DPI) Drug Products	Content Uniformity
USP	Chapter <601> Inhalation and Nasal Drug Products: Aerosols, Sprays, and Powders - Performance Quality Tests	Delivered Dose Uniformity of Product
Ch.P.	Chapter 0111	Delivered Dose Uniformity
JP	-	-

DDU of Nasal Powders: Test System Set-Up



Related Accessories



DUSA Collection Tube Stand
 Designed for the convenient transfer of multiple DUSA for DPIs around the laboratory. See page 23.



Temperature and Relative Humidity Sensor
 Ideal for measuring environmental test conditions. See page 183.



Footswitch
 Connecting directly to the Critical Flow Controller TPK 100i, the Footswitch enables precise synchronisation of nasal powder device actuation with the onset of flow. See page 183.

DDU of Nasal Powders: Test System Component Parts



Dose Uniformity Sampling Apparatus (DUSA) for DPIs

See page 22

In addition to the DUSA for DPIs, the following is needed to complete a fully-operational test set-up for the delivered dose testing nasal powders:

Vacuum Pump

Ideal for the higher, sonic flow rate testing requirements of nasal powders, the High Capacity HCP6 Pump represents the latest in high performance, low maintenance, vacuum pump technology. Our Vacuum Pump range is specifically designed for use in the testing of OINDPs in accordance with pharmacopoeial requirements.

See page 188 for further information about our Vacuum Pump range.



Critical Flow Controller (TPK)

Simplify nasal powder test system set-up in accordance with pharmacopoeial recommendations with the Critical Flow Controller series. Positioned between the DUSA and vacuum pump, the Critical Flow Controller TPK 100i ensures critical (sonic) flow conditions during testing. It measures and records all required parameters required for testing and for controlling flow conditions.

See page 172 for further information about our Flow Controller range.



Flow Meter

Used for establishing accurate and consistent inlet flow rate during testing, our range of Flow Meters measure and control flow rates to the accuracy specified by the pharmacopoeias.

See page 184 for further information about our range of Flow Meters.



Inhaler Testing Workstation (ITW)

Designed to keep the sampling apparatus organised during testing and improve workflow efficiency, the Inhaler Testing Workstation ITW holds the DUSA collection tube, vacuum connector, flow meter and waste shot collector (WSC2).

See page 196 for further information.

Waste Shot Collector and Switching Valve

A compact vacuum filtration system, the Waste Shot Collector WSC2 captures aerosols emitted from repeated actuations of the inhaler, trapping large quantities of the drug for safe disposal. The Switching Valve is used to re-direct air flow between the collection device and WSC2 for quick and easy dose wasting. Please note: only required for multi-dose devices.

See page 24 for further information about the Waste Shot Collector WSC2.



Nosepiece Adapter

Special nosepiece adapters are available to accommodate the nasal powder device and interface it with the test set-up.

See page 203 for further information.

DDU Over the Entire Contents

In the case of multiple dose devices, tests might need to be carried out throughout the life of the inhaler i.e. dose uniformity over the entire contents. For further information, see page 24.

Qualification

GMP regulations require that

- The test methods used to monitor pharmaceuticals must meet proper standards of accuracy and reliability
- Companies should establish procedures to ensure the fitness for use of instruments that generate data supporting product testing



Copley provides a range of qualification documentation, services and tools to meet these requirements.

See page 302 for further information.

Semi-Automation Tools

-  Improve efficiency
-  Reduce variability
-  Eliminate handling errors
-  Increase testing capacity



DUSA Shaker

Holding up to 12 DPI DUSA collection tubes, the DUSA shaker automates the internal rinsing of the tubes to ensure full, fast and repeatable drug dissolution and drug recovery from internal surfaces.

See page 282 for further information.

Training, Servicing & Support

We offer a comprehensive range of services from bespoke product design to installation, expert training and technical support, optimising all aspects of pharmaceutical testing from start to finish.



Training
See page 313



Servicing
See page 304



Support
See page 312



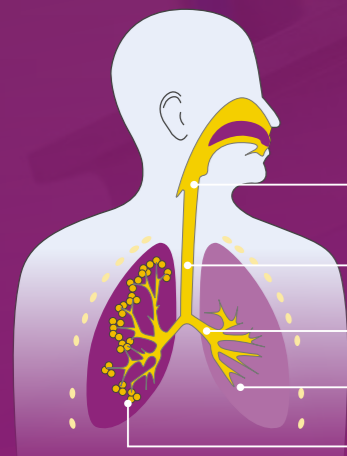
Design
See page 312

Aerodynamic Particle Size Distribution

Together with delivered dose, aerodynamic particle size distribution (APSD) is typically identified as a **Critical Quality Attribute (CQA)** for orally inhaled and nasal drug products (OINDPs) making it a primary focus for *in vitro* characterisation. The APSD of an OINDP defines how particles behave in a moving air stream. It is intuitively relevant to the understanding of likely lung deposition and hence potential drug efficacy.

To be therapeutically effective, inhaled drug particles should ideally be in the range of 1 to 5 microns to deposit in the lungs. Particles more than 5 microns will generally impact in the oropharynx and be swallowed, whereas below 1 micron particles will likely remain

entrained in the air stream and be exhaled. The mass of dose delivered at a particle size below 5 microns is normally described as the fine particle mass (FPM) or dose (FPD) and is an important metric for OIPs.



Broad characterisation of particle deposition within respiratory system


- Pharynx
 - Trachea & primary bronchi
 - Secondary bronchi
 - Terminal bronchi
 - Alveoli
- Particle $D_{ae} > 10$ microns (Mouth/Throat)
 - Particle $D_{ae} = 5 - 10$ microns (Upper Respiratory Tract)
 - Particle $D_{ae} = 1 - 5$ microns (Deep Lungs)
 - Particles $D_{ae} = 1$ micron (Exhaled)

TOP TIP

Aerodynamic diameter (D_{ae}) is the diameter of a sphere of unit density whose behaviour in an air-stream is the same as the drug particle.

$$D_{ae} = D_p^{1/2} f(S)$$

D = Geometric diameter
 ρ = Particle density
 S = Shape factor



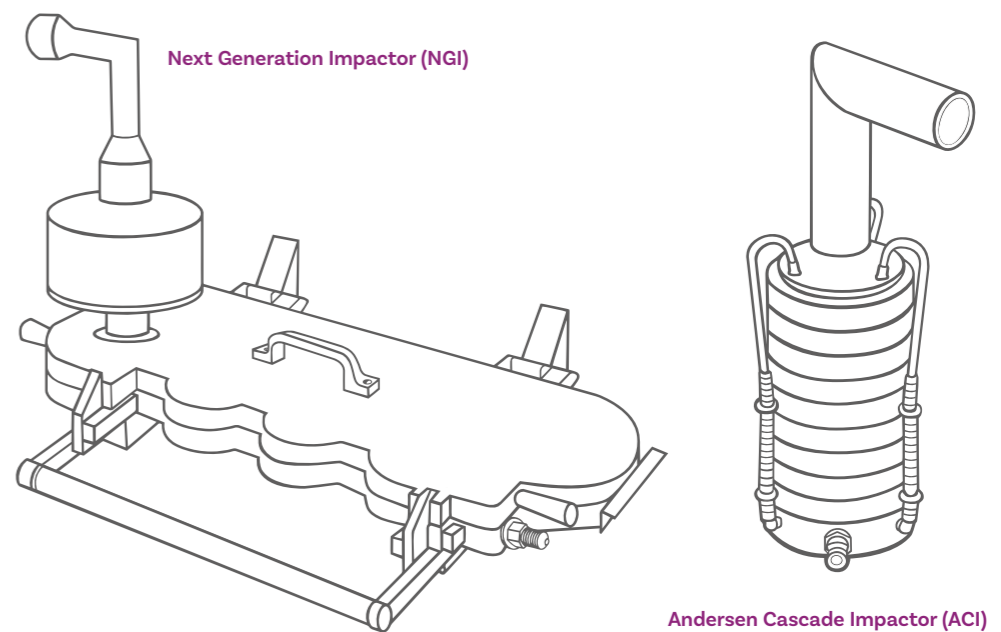
$D = 3 \mu\text{m}$
 $D_{ae} = 3 \mu\text{m}$



$D = 1 \mu\text{m}$
 $D_{ae} = 3 \mu\text{m}$

An Introduction to Cascade Impaction

The cascade impactor is the instrument of choice for both regulators and pharmacopoeias when measuring the APSD of inhaled drug products due to some unique features. Cascade impactors separate a sample on the basis of particle inertia (which is a function of velocity and aerodynamic particle size) without the need to know either particle density or shape.



TOP TIP

The term "impactor" is generally used for an instrument where the particles "impact" on a dry impaction plate or cup. The term "impinger" is used to describe instruments where the particles impinge into a liquid or onto a moist collection surface.

Cascade impactors have three unique features which make them the ideal tool for particle size assessment of inhaled products.

1. Cascade impactors measure aerodynamic particle size data

Cascade impactors measure aerodynamic particle size which is a function of particle density, as well as the physical dimensions and shape of the particles concerned. This is a more relevant parameter when studying how particles behave in a moving air stream (as exemplified by the respiratory tract) rather than simple “geometric” size.

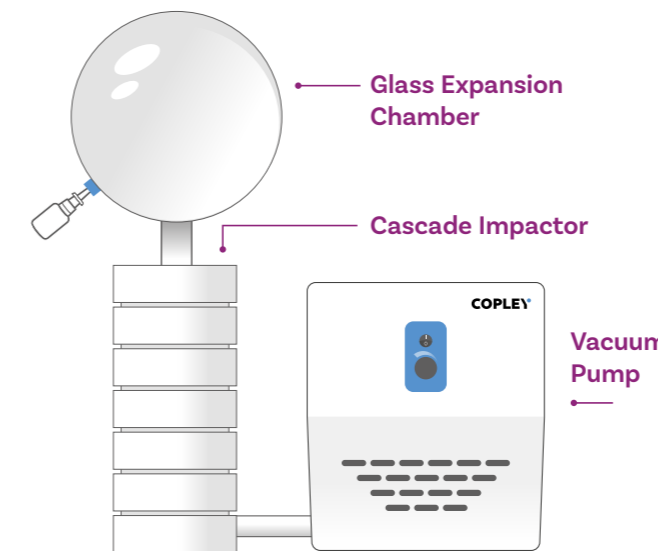
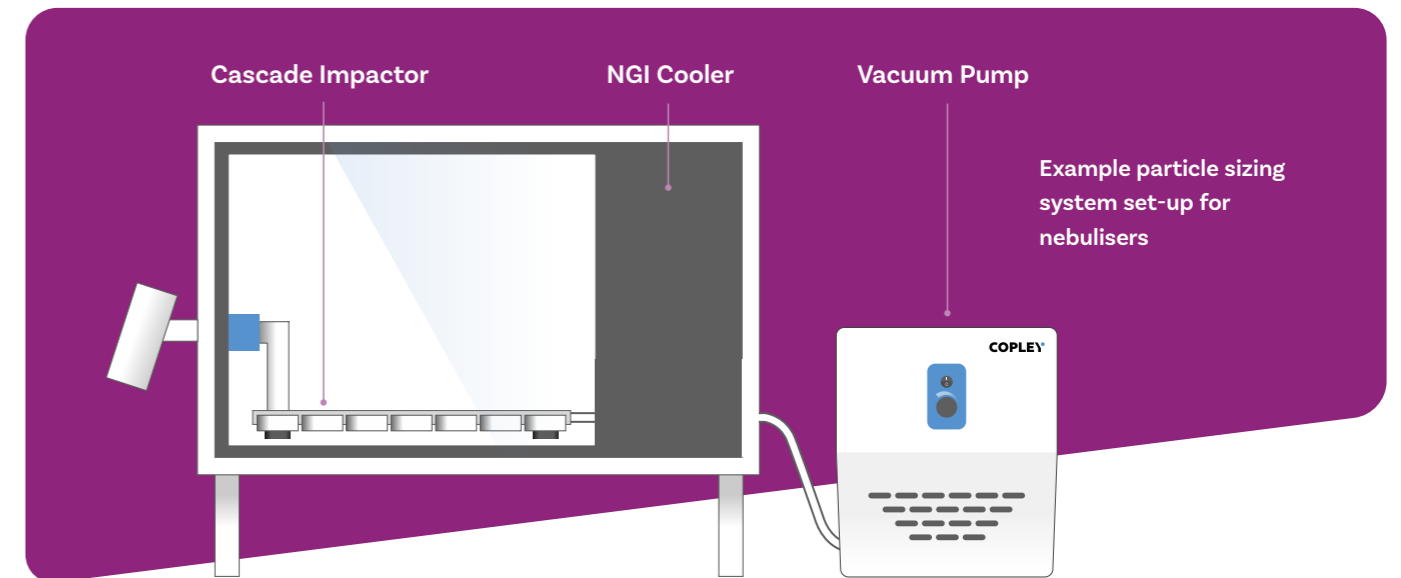
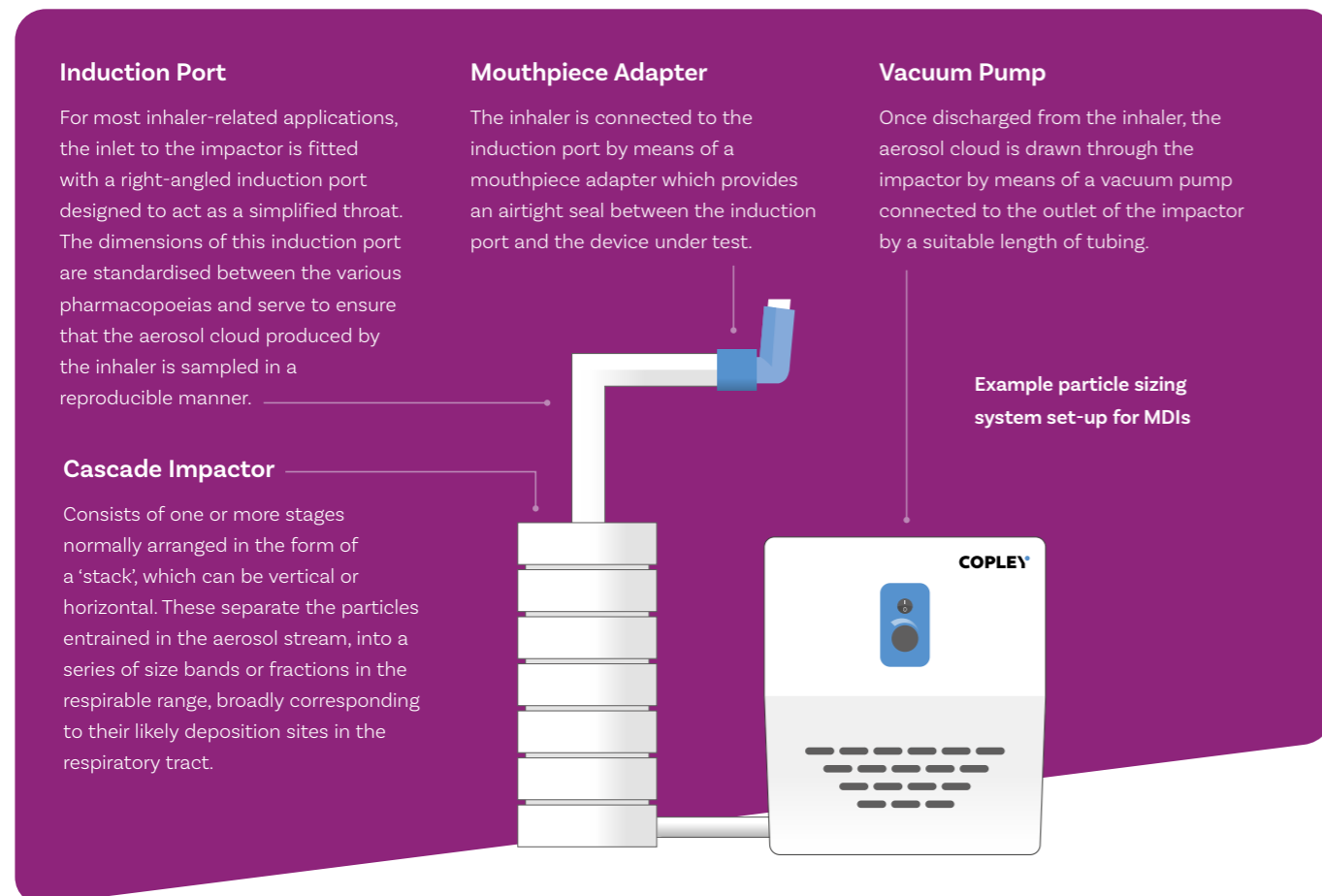
2. Cascade impactors deliver active pharmaceutical ingredient (API) specific measurements

Cascade impactors provide a direct means of recovering and quantifying API contained in the aerosol cloud. The aerosol clouds generated by pharmaceutical inhalers typically comprise a combination of API(s) and other excipients or components, but it is the size distribution of the API that influences efficacy. Cascade impaction generates an APSD specifically for the API to meet this informational need.

3. Cascade impactors capture the entire dose

Cascade impactors, unlike other sizing techniques, which just provide a snapshot of part of the dose, capture the entire dose allowing complete characterisation of the aerosol under test.

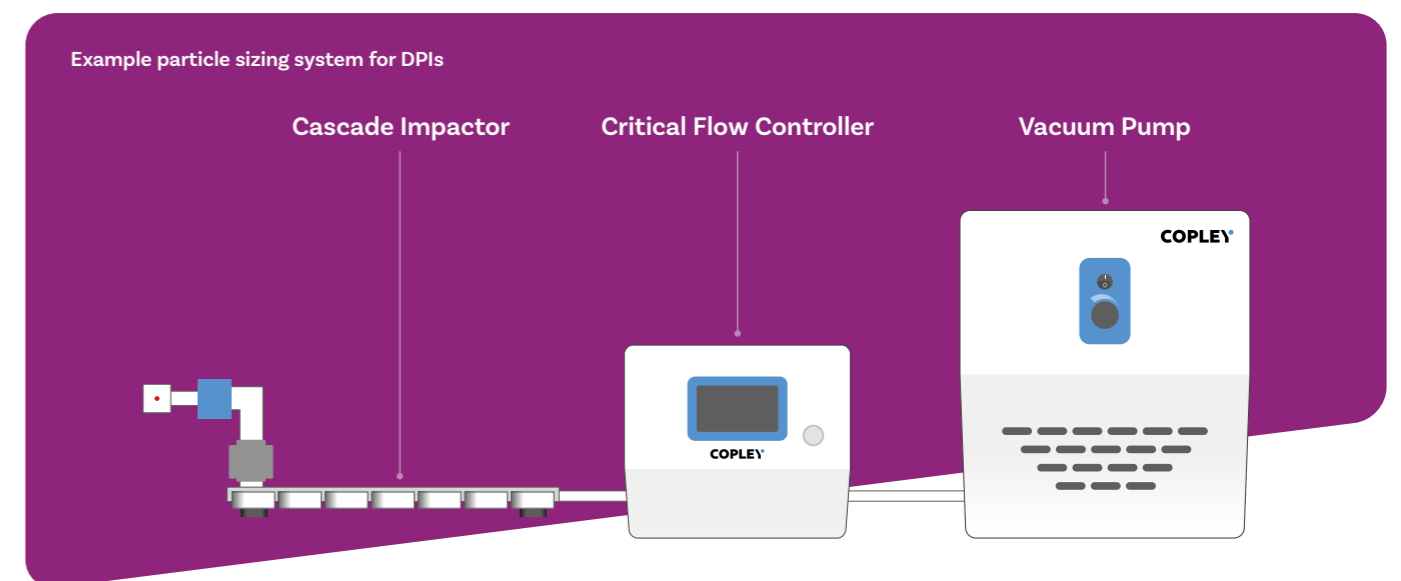
The pharmacopoeias recommend a number of commercially available impactors for the routine testing of OINDPs including the Next Generation Impactor (NGI) and the Andersen Cascade Impactor (ACI), both of which are used globally for the testing of metered-dose inhalers (MDIs), dry powder inhalers (DPIs) and ADIs (Aqueous Droplet Inhalers).



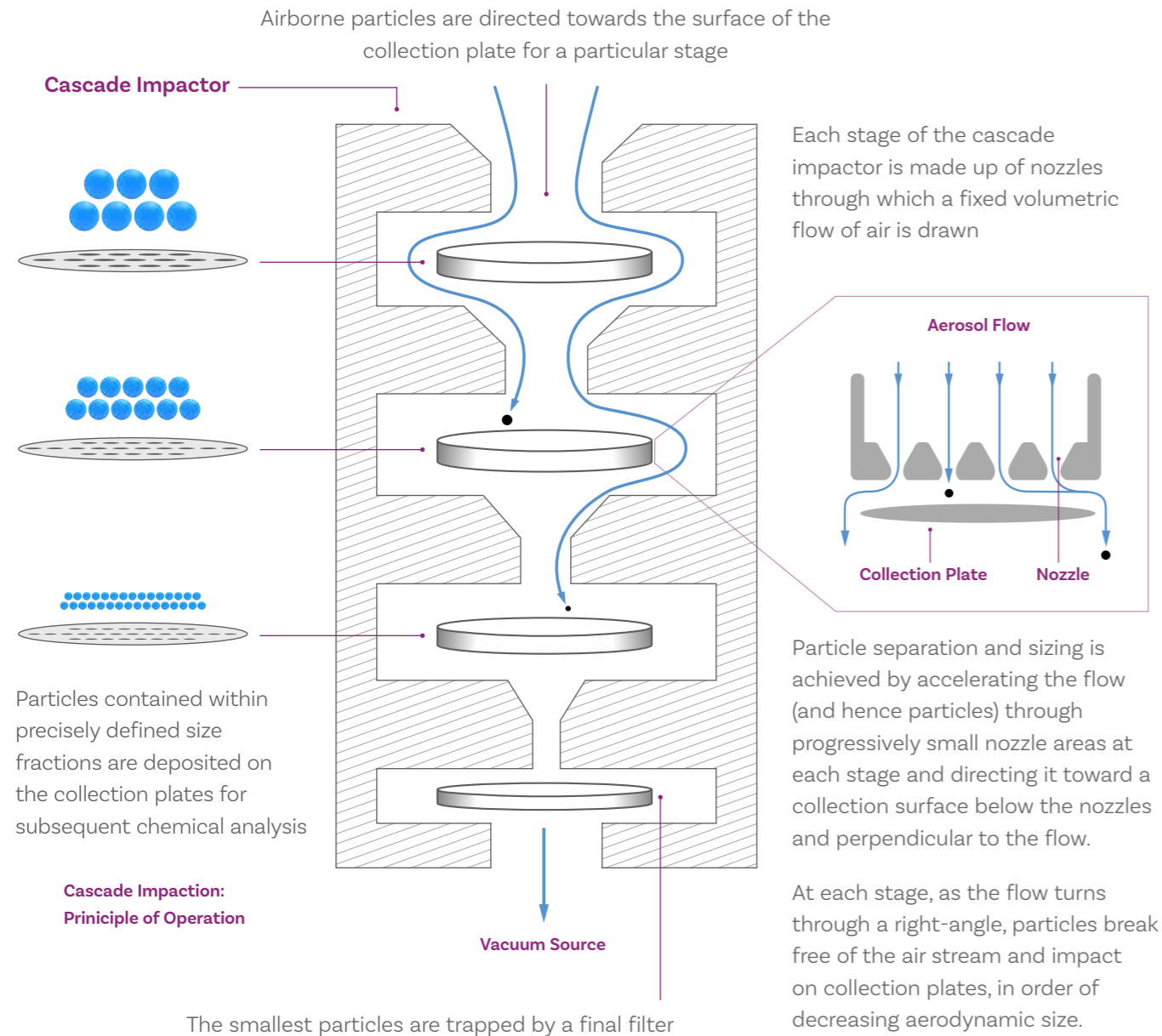
Example particle sizing system set-up for nasal products

TOP TIP

A cascade impactor, contrary to common understanding, is not a lung simulator. The lung is a complex organ, with high humidity, decreasing velocity with each bifurcation and complex deposition mechanisms (diffusion and sedimentation, as well as impaction). A cascade impactor is a highly discriminatory, reproducible measure of relative product difference and is therefore ideally suited to quality control and *in-vitro* bioequivalence applications. Enhancements to improve the clinical realism of testing, in-line with improving *in vitro-in vivo* correlations (IVIVCs), can be found on page 214.



How Does a Cascade Impactor Work?



Other Considerations



Impactor Mensuration

Stage mensuration replaces the need for repetitive calibration using standardised aerosols and ensures that only impactors conforming to specification are used in testing. It involves individually inspecting every jet on every stage of the impactor to ensure compliance.

All cascade impactors (including induction ports and preseparators), supplied by Copley, are checked at every stage of manufacture using the very latest in metrology equipment and are provided with a mensuration certificate prior to release.

To find out more about our Servicing options, please see page 304.



Impactor Leak Testing

The ability of a cascade impactor to accurately size separate particles relies on maintaining a fixed volumetric flow rate of air through it. Leaks between impactor stages that allow air to become entrained into the impactor from the outside can modify this flow rate and cause incorrect particle sizing. Performing a leak test prior to each test is recommended to ensure data integrity.

To find out more about our Impactor Leak Testing Kit, please see page 304.



Impactor Cleaning

Cascade impactors are precision instruments and should be treated with care. Regular cleaning and drying is an essential element of good impactor practice and ensures that the instrument is free of product residue and debris prior to testing and that the unit remains in optimum condition throughout its life.

See page 298 for more information about our Impactor Cleaning System.

Data Analysis Software: Inhalytix™

At the end of the test, the particle mass on each stage collection plate is recovered using a suitable solvent and then analysed, usually using High Pressure Liquid Chromatography (HPLC) to determine the amount of drug present.

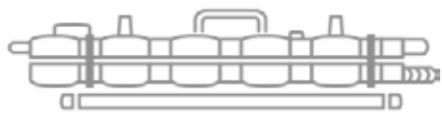
By analysing the amount of drug deposited on the stages, it is possible to calculate a range of metrics including the Fine Particle Dose (FPD) and Fine Particle Fraction (FPF) and, following further manipulation, the Mass Median Aerodynamic Diameter (MMAD) and Geometric Standard Deviation (GSD).



To find out more about our data analysis software Inhalytix™, please see page 206.









Types of Cascade Impactor




Next Generation Impactor (NGI)




The NGI is a high performance, precision cascade impactor suitable for the APSD characterisation of all types of OINDPs. Ideal for testing at all flow rates specified in the relevant pharmacopoeias, the highly flexible NGI is the cascade impactor of choice for many laboratories throughout the world.


-  Meets and exceeds all Ph.Eur. and USP specifications
-  Low inter-stage wall losses for good drug recovery (mass balance)
-  Seven stages; five with cut-offs between 0.54 and 6.12 microns at flow rates from 30 to 100 L/min
-  Electrically conductive; unaffected by static
-  Excellent stage efficiency (GSD <1.2), accuracy and reproducibility
-  User friendly design for maximum throughput and easy automation




NGI: Key Features



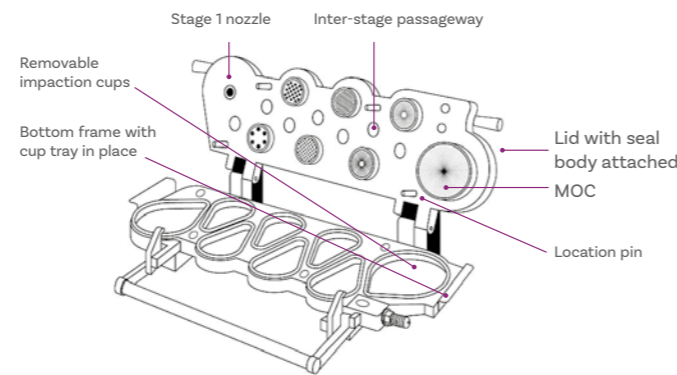
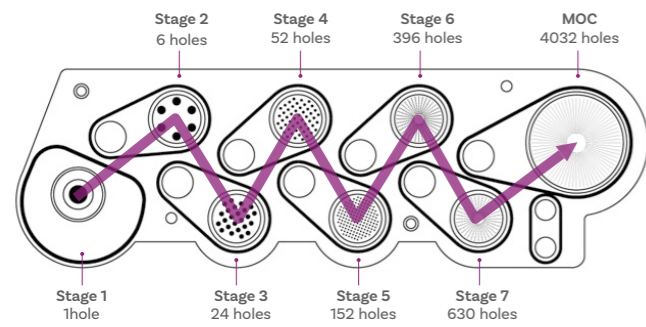
TOP TIP
The NGI+ is an alternative to the nickel-plated aluminum seal body of the standard NGI. Supporting the use of harsher chemical solvents, the stainless steel seal body of the NGI+ makes it ideal for a wider range of testing applications.

-  Operation between 15 and 100 L/min
-  A Quick-Release Connector is supplied as standard
-  Removable seal body (containing all nozzle pieces) for easy impactor cleaning



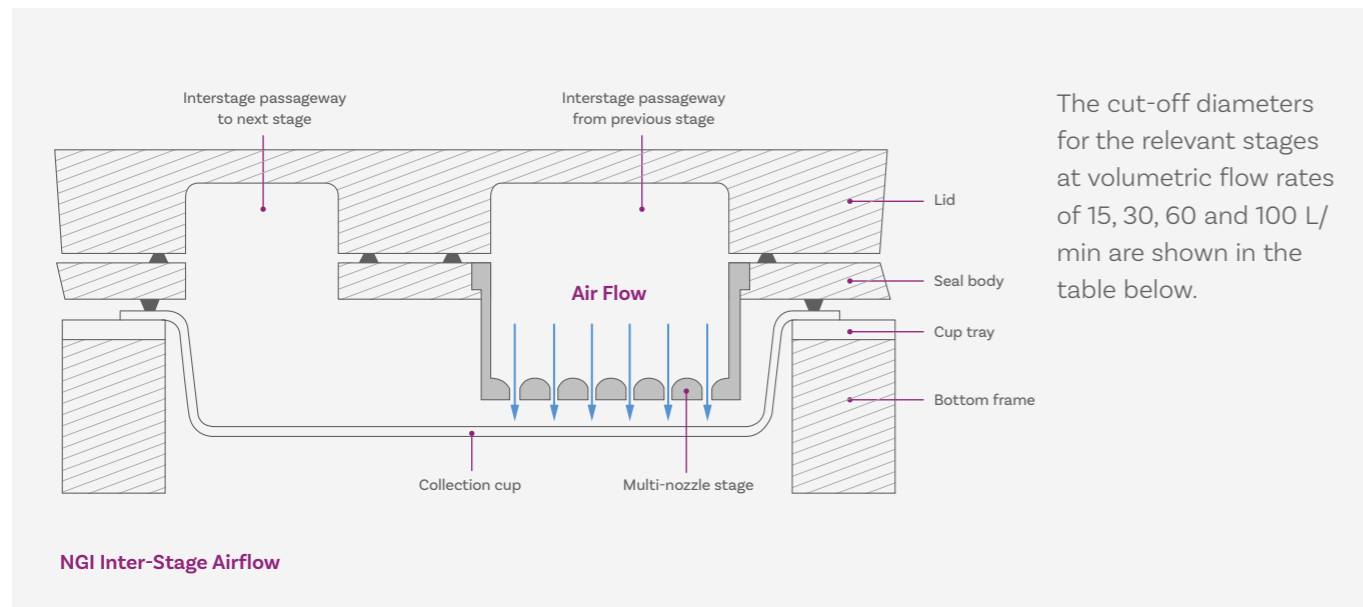
-  Removable cup tray - just lift and remove complete set of collection cups
-  A horizontal planar layout for ease of operation and automation
-  Low inter-stage losses and minimal particle carry-over mean that only the cups and trays need changing between tests

The sample-laden air flow passes through the NGI in a saw-tooth pattern across stages arranged in a horizontal plane.



NGI Principle of Operation

Schematic of Seal Body Showing Orientation of the Various Stages



The cut-off diameters for the relevant stages at volumetric flow rates of 15, 30, 60 and 100 L/min are shown in the table below.

NGI Cut-Off Diameters

	15	30	60	100	L/min
Stage 1	14.10	11.72	8.06	6.12	microns
Stage 2	8.61	6.40	4.46	3.42	microns
Stage 3	5.39	3.99	2.82	2.18	microns
Stage 4	3.30	2.30	1.66	1.31	microns
Stage 5	2.08	1.36	0.94	0.72	microns
Stage 6	1.36	0.83	0.55	0.40	microns
Stage 7	0.98	0.54	0.34	0.24	microns

TOP TIP
Automation: The 3-part construction of the NGI makes it ideal for semi-automation.
 See page 266 for further information on our semi-automation solutions.

NGI: Component Parts

A number of supporting component parts are required in addition to the NGI itself:



NGI Induction Port

Manufactured from 316 stainless steel, the tapered and hardened outlet of the NGI Induction Port provides an airtight seal with the inlet to Stage 1 and the mouthpiece adapter.

NGI Preseparator

The NGI requires the use of a preseparator when used with DPIs in order to catch any powder boluses and large non-inhalable particles. Offering high capacity, high efficiency, two-stage separation, the NGI Preseparator provides a sharp and reproducible cut-point of between 10 and 15 microns depending on flow rate.



Filter Holder

In most cases, the MOC eliminates the need for a final paper filter, having an 80% collection efficiency of 0.3 micron particles at 30 L/min. If ultra-fine particles are present and at flow rates below 30 L/min, then an internal or external filter holder can be used.

Sample Collection Cups

Four special types of sample collection cups are available in addition to those supplied as standard with the NGI:

Gravimetric Cup - for APSD determinations based on sample weight

Deep Cup - to bypass a stage, obviating impaction

Exhaust Cup - to bypass a downstream portion of the impactor

Glass Disc Cup - for Malvern Panalytical Morphologi system



NGI: Accessories



NGI Cup Rack

For the convenient storage of a full set of NGI Cups, protecting the critical surfaces from inadvertent damage and dust collection when not in use.

NGI Carrying/Wash Rack

For transporting the NGI system components around the laboratory and storing them, protecting the critical surfaces from damage and scratches. The rack is also designed to hold the components in place when using our Impactor Cleaning System.

See page 298.



Rinsing Caps

Silicone Rubber and 316 Stainless Steel Rinsing Caps are available for capping off the open ends of the NGI Induction Port and the NGI Preseparator during manual and semi-automated drug recovery.

TOP TIP

All NGIs supplied by Copley are machined to the same precision tolerances to guarantee reproducibility between impactors. Each NGI is supplied with a full stage mensuration report (system suitability).

Recommended annually, NGI stage mensuration replaces the need for repetitive, difficult and typically unreliable calibration and ensures that only impactors conforming to specification are used in testing. For more information on our Servicing options, see page 304.

Further details regarding the design and archival calibration of the NGI can be found in the Journal of Aerosol Medicine Volume 16(3), 2003 and Volume 17(4), 2004.

NGI: Technical Specifications

Flow Rate Range	15 - 100 L/min
Particle Size Range	0.24 - 14.1 microns (dependent on flow rate)
Number of Stages	7
Operation Method	Impaction
Inter-Stage Losses	Low (<5%)
Method of Drug Assay	Chemical analysis - HPLC - Ultra Performance Liquid Chromatography (UPLC) - Infrared Spectroscopy (IR)
Material(s) of Construction	Nickel Plated Aluminium or 316 Stainless Steel

Next Generation Impactor (NGI)

Impactors

Cat. No.	Description
5201	Next Generation Impactor (NGI)
5201A	NGI+ Next Generation Impactor
5202	NGI+ Next Generation Impactor Upgrade

Component Parts

Induction Ports

5203	NGI Induction Port
8060	Flow Meter to Induction Port/WSC2 Adapter
5238	Universal Flow Meter Adapter

Preseparators for testing DPIs

5204	NGI Preseparator (Nickel Plated Aluminium)
5204A	NGI Preseparator with Stainless Steel Insert

Filter Holders

5206	Internal Filter Holder
5210	External Filter Holder
5240	Box of 100 Filters (for Internal/External Filter Holder)

Sample Collection Cups

5243A	Deep Cup, Small (to bypass a stage, obviating impaction)
5242A	Malvern Glass Disc Cup, Small (for Malvern Panalytical Morphologi system)
5243	Exhaust Cup, Small (to bypass downstream stages of impactor)
5241	Gravimetric Cup Small (for APSD determinations based on weight)
5241A	Pack of 100 Filters for Small and Large Gravimetric Cup
5244	Gravimetric Cup Large (for APSD determinations based on weight)

Accessories

Cat. No.	Description
5222	NGI Collection Cup Rack
5205	NGI Carrying/Wash Rack
5265	Set of 2 Silicone Rubber Rinsing Caps for NGI Induction Port
5266	Set of 2 Silicone Rubber Rinsing Caps for NGI Preseparator
5227	Set of 2 Stainless Steel Rinsing Caps for NGI Induction Port
5228	Set of 2 Stainless Steel Rinsing Caps for NGI Preseparator
5232	Set of 2 Silicone Rubber Stoppers for NGI I.P./Preseparator
5254	NGI Transportation Case

NGI Cooler

5009	NGI Cooler
5011	NGI Cooler Qualification Documentation
5012	NGI Cooler Qualification Tools
5013	Re-calibration of NGI Cooler Qualification Tools

Spare Parts

5208	Collection Cup Tray
5209	Set of 8 Collection Cups (2 Large, 6 Small)
5245	Welded Cup Tray Manifold
5211	Set of 18 Seals for the Next Generation Impactor
5246	Set of 10 Seals for the NGI Preseparator
5247	Set of 10 Seals for the NGI Internal Filter Holder
5248	Set of 10 Seals for the NGI External Filter Holder
5249	NGI Outlet Diameter Reducing Adapter



Andersen Cascade Impactor (ACI)

Well-established and readily accepted by the regulatory authorities, the ACI has been used for the APSD characterisation of OINDPs for over 30 years.



Meets and exceeds all Ph.Eur. and USP specifications



Low flow resistance at high flow rates when Stages 6 & 7 are removed



60 and 90 L/min Conversion Kits available for high flow rate testing, whilst retaining the 28.3 L/min cut-off diameters



Electrically conductive; unaffected by static



Reduced stack option for work with nasal aerosols and sprays

ACI: Key Features



Each Collection Plate contains the batch number for traceability



ACI with Induction Port



Available in a range of construction materials to ensure durability against different drug recovery solvents



Leak-free inter-stage sealing



A Quick-Release Connector is supplied as standard



A vertical planar layout with a small unit footprint



ACI: Materials of Construction

316 Stainless Steel

Superior corrosion resistance and durability to extend impactor life

Titanium

Lightweight handling, superior corrosion resistance

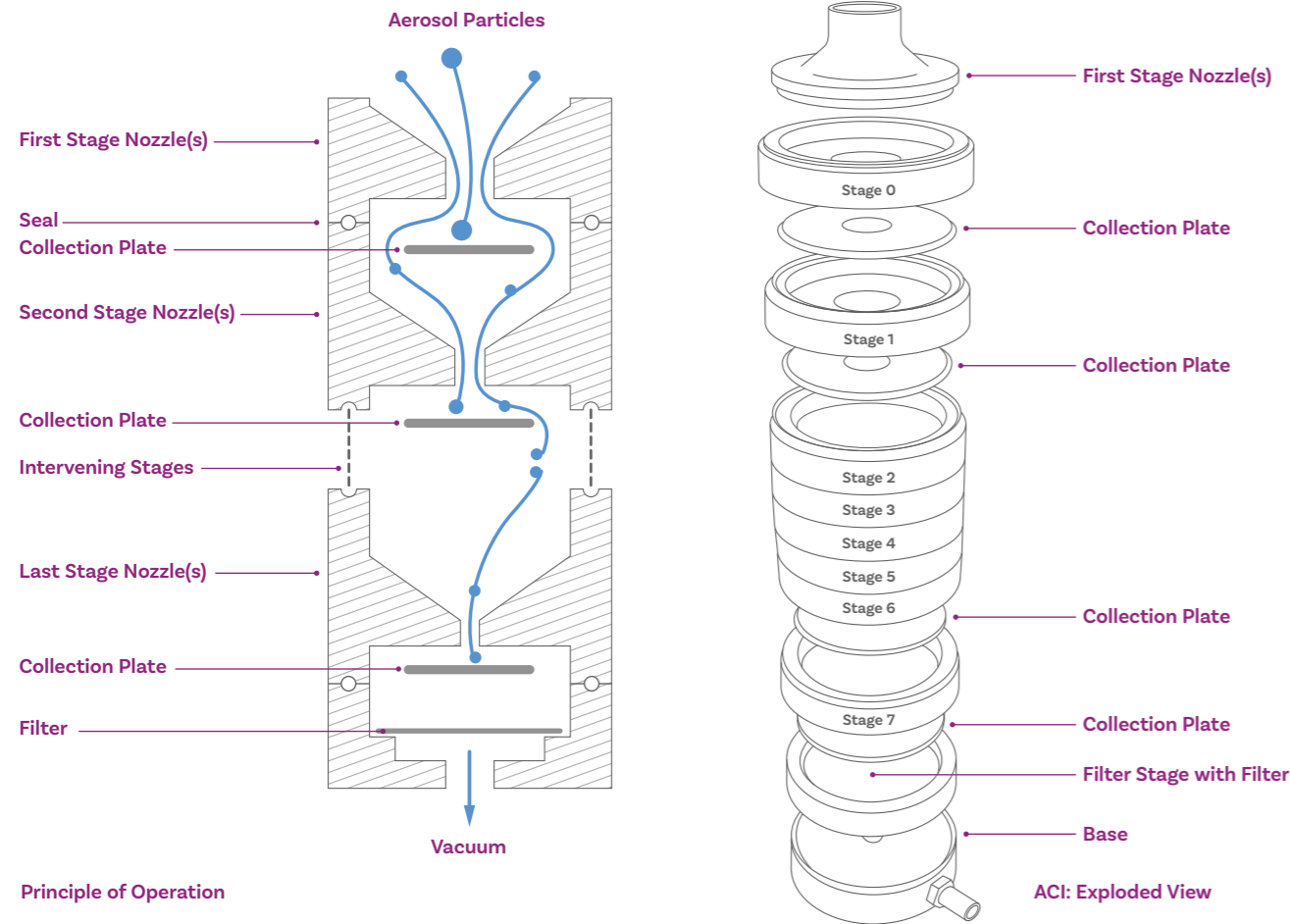
Aluminium

Lightweight, lower cost, where corrosion resistance is not an issue



TOP TIP

When used at calibration flow rates, cascade impactors can be operated at different angles, which may be useful when testing device performance at different positions.



Unlike the NGI, the stages of the ACI are arranged vertically. The aerosol flow passes first through the stage at the top of the impactor, through to the last stage and a final filter at the bottom of the impactor arrangement.

ACI: Modified Configurations

The standard ACI is designed for use at 28.3 L/min. In some cases (particularly with low resistance DPIs), it is necessary to operate at flow rates greater than 28.3 L/min, if a pressure drop over the inhaler of 4 kPa is to be achieved. However, it is important to consider the

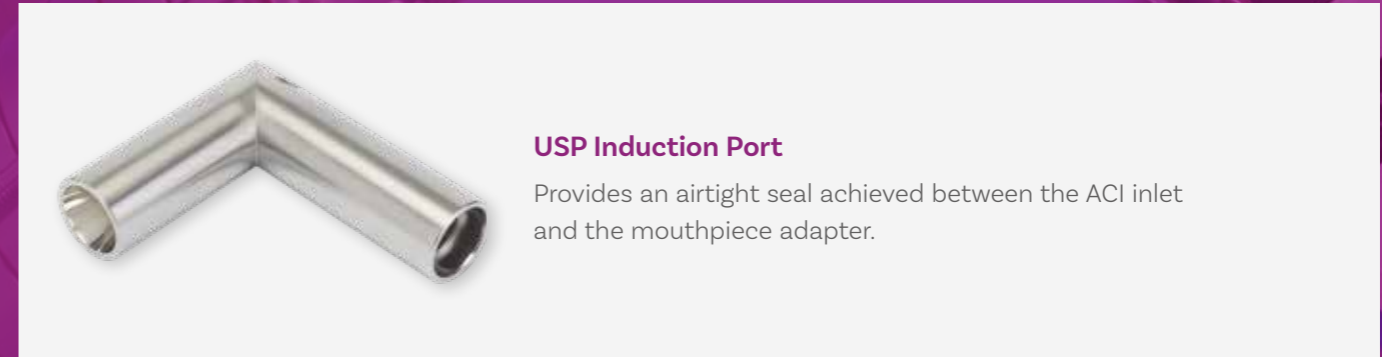
change in cut-points that would occur for each stage with any change to the flow rate. We offer two modified configurations of the ACI for operation at calibrated flow rates of 60 and 90 L/min to help address this.

28.3 L/min Version			60 L/min Version			90 L/min Version		
Stages	Plates	ECD*	Stages	Plates	ECD*	Stages	Plates	ECD*
0	0	9.0	-1	0	8.6	-2A	0	8.0
1	0	5.8	-0	0	6.5	-1A	0	6.5
2	x	4.7	1	0	4.4	-0	0	5.2
3	x	3.3	2	x	3.2	1	0	3.5
4	x	2.1	3	x	1.9	2	x	2.6
5	x	1.1	4	x	1.2	3	x	1.7
6	x	0.7	5	x	0.6	4	x	1.0
7	x	0.4	6	x	0.3	5	x	0.2
F		0.0	F		0.0	F		0.0

o = with hole
x = without a hole
* Effective Cut-Off Diameter

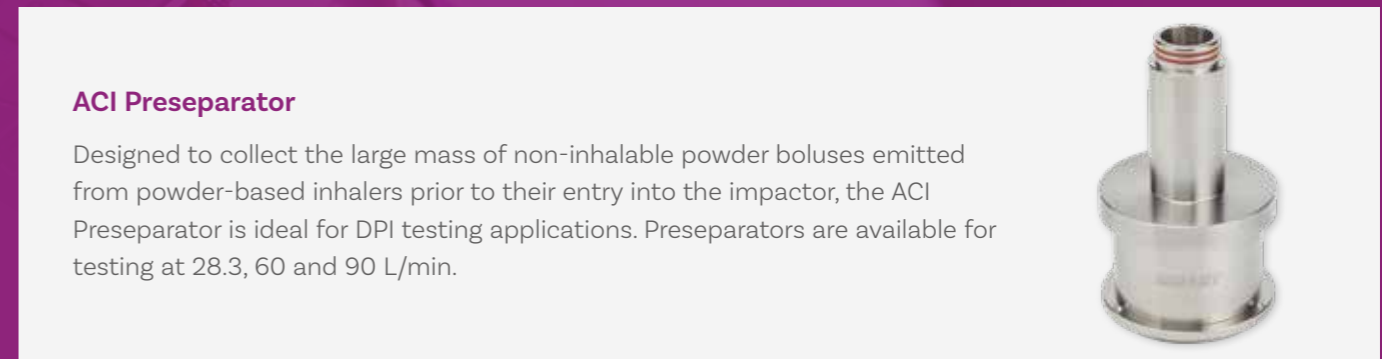
ACI: Component Parts

A number of supporting component parts are required in addition to the ACI itself:



USP Induction Port

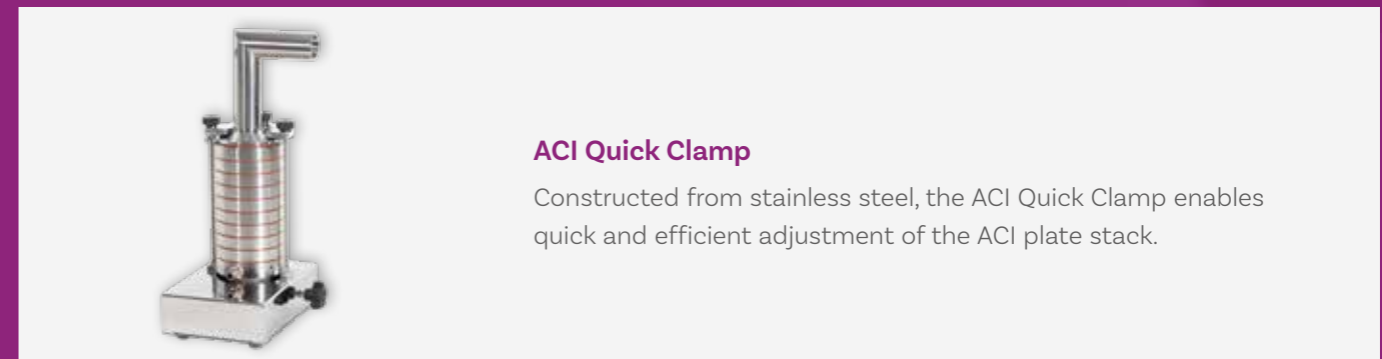
Provides an airtight seal achieved between the ACI inlet and the mouthpiece adapter.



ACI Preseparator

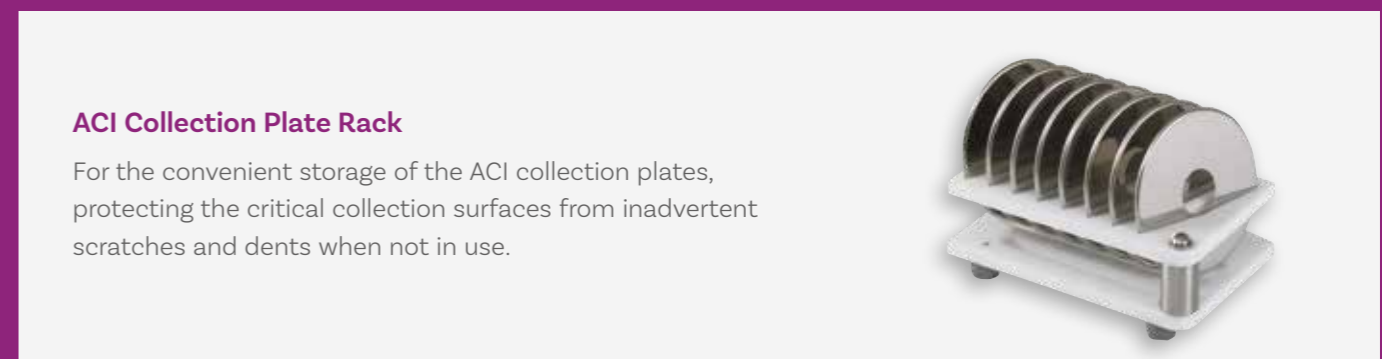
Designed to collect the large mass of non-inhalable powder boluses emitted from powder-based inhalers prior to their entry into the impactor, the ACI Preseparator is ideal for DPI testing applications. Preseparators are available for testing at 28.3, 60 and 90 L/min.

ACI: Accessories



ACI Quick Clamp

Constructed from stainless steel, the ACI Quick Clamp enables quick and efficient adjustment of the ACI plate stack.



ACI Collection Plate Rack

For the convenient storage of the ACI collection plates, protecting the critical collection surfaces from inadvertent scratches and dents when not in use.

ACI: Accessories




ACI Carrying/Wash Rack

Constructed from heavy duty polypropylene and fitted with neoprene cushions, the ACI Carrying/Wash Rack is ideal for transporting the ACI system components around the laboratory and storing them, protecting the critical surfaces from damage and scratches. The rack is also designed to hold the components in place when used with our Impactor Cleaning System.

See page 298.

Rinsing Caps

Silicone Rubber Rinsing Caps are available for capping off the open ends of the ACI Induction Port during manual and semi-automated drug recovery.



TOP TIP

All ACIs supplied by Copley are machined to the same precision tolerances in order to guarantee reproducibility between impactors. Each ACI is supplied with a full stage mensuration report (system suitability).

ACI: Technical Specifications

Flow Rate Range	28.3 L/Min Modified configurations: Conversion kits for 60 L/Min and 90 L/Min available
Particle Size Range	0.4 - 9.0 microns (28.3 L/Min) 0.3 - 8.6 microns (60 L/Min) 0.2 - 8.0 microns (90 L/Min)
Number of Stages	8
Operation Method	Impaction
Inter-Stage Losses	Low to High (depending on product)
Method of Drug Assay	Chemical analysis - HPLC - UPLC - IR
Material(s) of Construction	Aluminium, 316 Stainless Steel or Titanium

Andersen Cascade Impactor (ACI)

Impactors

Cat. No.	Description
8301	28.3 L/Min Andersen Cascade Impactor*
8301-60	60 L/Min Andersen Cascade Impactor*
8301-90	90 L/Min Andersen Cascade Impactor*

Conversion Kits for the standard 28.3 L/min ACI

8318	Conversion Kit for 60 L/min operation*
8319	Conversion Kit for 90 L/min operation*

Component Parts

Induction Ports

8501	USP Induction Port*
8510	USP Induction Port (One-piece 316 Stainless Steel)
8060	Flow Meter to Induction Port/WSC2 Adapter
5238	Universal Flow Meter Adapter

Preseparators for testing DPIs

8401	28.3 L/min Preseparator*
8420	60 L/min Preseparator*
8420-90	90 L/min Preseparator*

Accessories

Cat. No.	Description
5212	'Quick Clamp' for Andersen Cascade Impactor
8111	Stand (incl. Base Plate, Boss Head and Clamp)
5441	ACI Collection Plate Rack
5401	ACI Carrying/Wash Rack

Accessories

Cat. No. Description

Rinsing Caps

8504	Set of 2 Silicone Rubber Rinsing Caps for ACI Induction Port
-------------	--

Spare Parts

8307	Complete Set of 13 ACI Silicone Rubber O-Rings
8314	Set of 8 Stainless Steel Collection Plates (28.3 L/min)
8314-60	Set of 8 Stainless Steel Collection Plates (60 L/min)
8314-90	Set of 8 Stainless Steel Collection Plates (90 L/min)
8316	Box of 100 Glass Fibre Filters
8306	Set of 6 O-Rings for Spring Clamp
8308	Set of 3 Spring Clamps
8309	Set of 3 PVC End Caps for Spring Clamps
8403	Set of 4 O-Rings for Preseparator
8395	ACI Carrying Case
8351	Inlet Cone*
8352	Stage -2A*
8353	Stage -1A (for 90 L/min operation)*
8354	Stage -1 (for 60 L/min operation)*
8355	Stage -0*
8356	Stage 0*
8357	Stage 1*
8358	Stage 2*
8359	Stage 3*
8360	Stage 4*
8361	Stage 5*
8362	Stage 6*
8363	Stage 7*
8364	Stage F (Filter)*
8365	Base (including Hose Fitting)*

*Please specify Aluminium (A), 316 Stainless Steel (S) or Titanium (T) when placing your order.



Multi-Stage Liquid Impinger (MSLI)

A traditional apparatus for routine testing and research applications in industry and academia, the MSLI comprises four impaction stages and a final filter stage. Whilst it does not offer the number of stages of the ACI or NGI, it has virtually no inter-stage losses.

Also, unlike the ACI and NGI, the collection stages of the MSLI are kept moist, which eliminates the problem of particle bounce associated with conventional impactors.

- Ph.Eur. Chapter 2.9.18 compliant for MDIs and DPIs
- Eliminates particle bounce and re-entrainment problems
- Choice of construction materials to suit all budgets and needs
- Quick and easy to mensurate
- Virtually no inter-stage losses

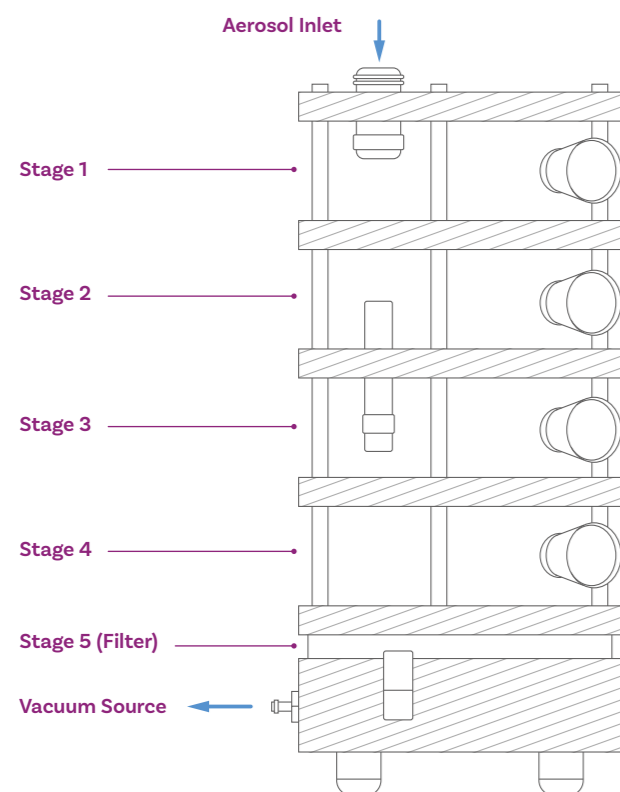
MSLI: Key Features



MSLI: Materials of Construction

316 Stainless Steel Superior corrosion resistance and durability to extend impactor life	Titanium Lightweight handling, superior corrosion resistance	Aluminium Lightweight, lower cost, where corrosion resistance is not an issue
--	--	---

TOP TIP A stage mensuration certificate and leak test certificate are included with each MSLI as standard. During the mensuration, the sintered glass impingement stages are positioned using calibrated gauge blocks to ensure that the correct jet-to-plate distance is maintained.



The aerosol stream is drawn into the top of the MSLI, passing first through Stage 1 which acts as a preseparator. Particles with sufficient inertia will impact on the moist surface of the sintered glass disc. Those with insufficient inertia will pass through to Stage 2. The same process of impaction and particle selection takes place until the final filter stage (Stage 5), which captures any remaining fine particles.

The cut-off diameters for the relevant stages at a volumetric flow rate of 60 L/min are shown in the table below.

MSLI Cut-Off Diameters

	60	L/Min
Stage 1	13.0	microns
Stage 2	6.8	microns
Stage 3	3.1	microns
Stage 4	1.7	microns
Stage 5 (Filter)	< 1.7	microns

MSLI: Technical Specifications

Flow Rate Range	Between 30 and 100 L/min
Particle Size Range	1.7 - 13.0 microns (dependent on flow rate)
No. of Stages	4
Operation Method	Impingement
Inter-Stage Losses	Zero
Method of Drug Assay	Chemical Analysis - HPLC - UPLC - IR
Material(s) of Construction	Aluminium, 316 Stainless Steel or Titanium

Multi-Stage Liquid Impinger (MSLI)

Cat. No.	Description
8801	Multi-Stage Liquid Impinger (MSLI)*
8501	USP Induction Port*
8510	USP Induction Port (One-piece 316 Stainless Steel)
8060	Flow Meter to Induction Port/WSC2 Adapter
5238	Universal Flow Meter Adapter

Options

8111	Stand (incl. Base Plate, Boss Head and Clamp)
8851	Torque Adjuster for MSLI

Spare Parts

8805	Set of 3 O-Rings
8807	Set of 8 Inter-Stage PTFE Gaskets (Code M)
8814	Filter Support Plate (Code S)
8834	Pack of 10 Silicone Rubber Stoppers
8839	Pack of 100 Glass Fibre Filters
8840	Ground Glass Cylinder (Code E)
8844	Set of 4 Sintered Glass Discs (Code D)

* Please specify Aluminium (A), 316 Stainless Steel (S) or Titanium (T) when placing your order.




Glass Twin Impinger (GTI)


Retained as Apparatus A in Ph.Eur. 2.9.18 due to its value as a simple and inexpensive routine quality control tool, the two-stage GTI is ideal for use where batch-to-batch variability in FPD is required and a coarser test may be acceptable.

Its usage is typically restricted to the assessment of nebulisers, MDIs, nasal sprays and DPIs where it can be demonstrated that a flow rate of 60 (+/- 5) L/min is suitable.

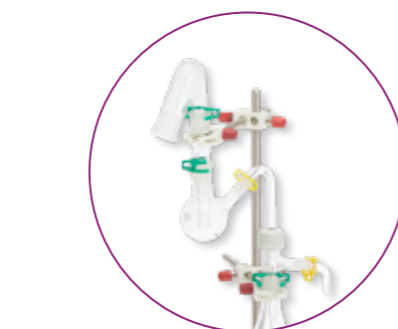
 Ph.Eur. 2.9.18 compliant (Apparatus A)


 Regular mensuration is not required

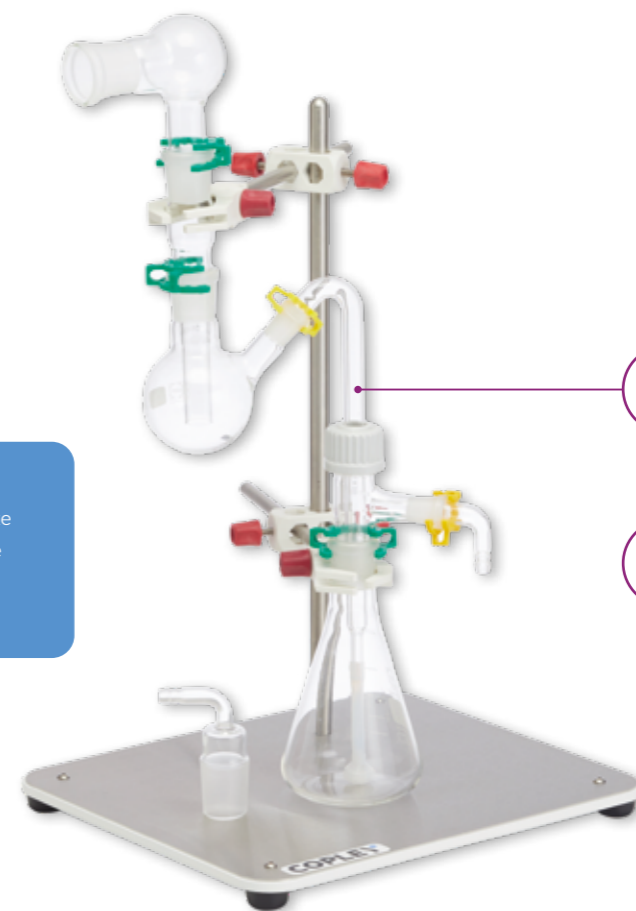
 No inter-stage losses

 Ideal for routine quality control applications

GTI Key Features:

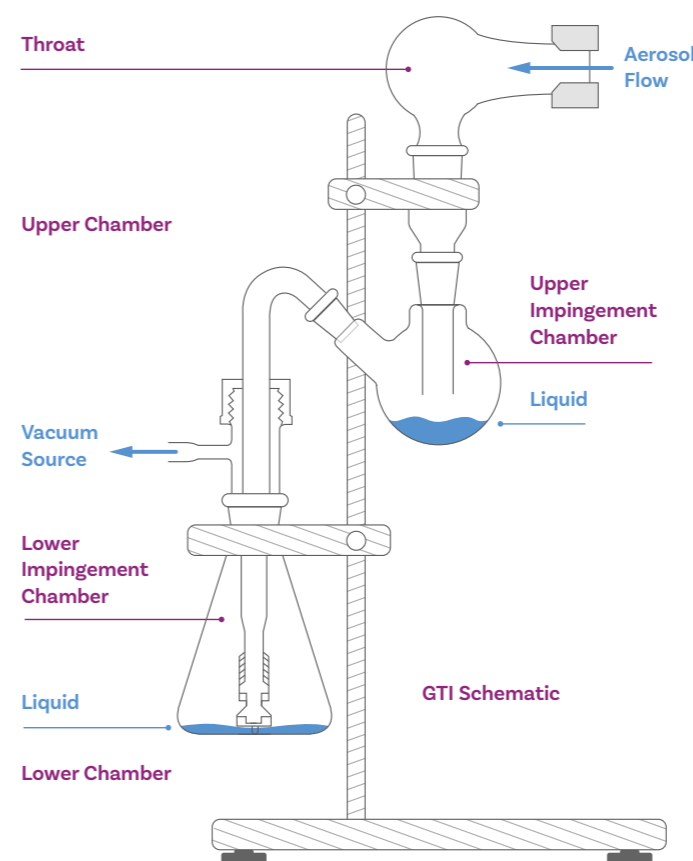


 A special modification for the measurement of the particle size of nasal sprays according to the Aiache and Beyssac method is also available as an option.



 Corrosion resistant

 Small unit footprint



The GTI operates on the principle of liquid impingement to divide the dose emitted from the inhaler into respirable and non-respirable portions.

Prior to testing, 7 mL of solvent is typically dispensed into the upper impingement chamber and 30 mL to the lower impingement chamber.

The upper impingement chamber (stage 1) is designed such that at a flow rate of 60 L/min through the impinger, the particle cut-off is 6.4 microns. Particles smaller than 6.4 microns pass into the lower impingement chamber (stage 2).

After the test is complete, the active drug collected in the lower impingement chamber is assayed and expressed as a respirable fraction (or percentage) of the delivered dose.





GTI: Technical Specifications

Flow Rate Range	60 L/Min
Particle Size Range	6.4 microns only
Number of Stages	1
Operation Method	Impingement
Inter-Stage Losses	Zero
Method of Drug Assay	Chemical Analysis - HPLC - UPLC - IR
Material(s) of Construction	Glass

Glass Twin Impinger (GTI)

Cat. No.	Description	Spare Parts	
8901	Glass Twin Impinger	8906	Coupling Tube (Ph.Eur. Code E)
8999	Modification for Nasal Sprays (acc. to Aaiche & Beysac)	8907	Screwthread Side-Arm Adapter (Ph.Eur. Code F)
		8912	Lower Jet Assembly (Ph.Eur. Code G)
		8908	Lower Impingement Chamber (Ph.Eur. Code H)
		8909	Throat Flow Meter Adapter (Ph.Eur. Code I)
		8910	Vacuum Pump Adapter (Ph.Eur. Code J)
		8913	Set of 2 Conical Joint Clips (Yellow)
		8914	Set of 4 Conical Joint Clips (Green)
		8916	Spare Set of Glassware (incl. clips and Lower Jet Assembly)

Technical Specifications: Comparison Summary

				
	NGI	ACI	MSLI	GTI
Flow Rate Range	15 - 100 L/min	28.3 L/min 60 L/min 90 L/min	30 - 100 L/min	60 L/min
Particle Size Range	0.24 - 11.7 microns	0.4 - 9.0 microns	1.7 - 13.0 microns	6.4 microns
Number of Stages	7	8	4	1
Operation Method	Impaction	Impaction	Impingement	Impingement
Method of Drug Assay	Chemical Analysis (HPLC, UPLC, IR)			

Choose your Impactor

Device Type	NGI	ACI	MSLI	GTI	Pharmacopoeia
MDI 	Y	Y	Y	Y	Ph. Eur./EMA
	Y	Y	N	N	USP/FDA
	Y	Y	N	Y	ChP
	Y	Y	Y	N	JP
MDI with a Spacer/ Valved Holding Chamber (VHC) 	Y	Y	Y	Y	Ph. Eur./EMA
	Y	Y	N	N	USP/FDA
	Y	Y	N	Y	ChP
	Y	Y	N	N	JP
DPI 	Y	Y	Y	Y	Ph. Eur./EMA
	Y	Y	Y	N	USP/FDA
	Y	Y	N	Y	ChP
	Y	Y	Y	N	JP
Nebuliser 	Y	N	N	N	Ph. Eur./EMA
	Y	N	N	N	USP/FDA
	Y	N	N	N	ChP
	Y	N	N	N	JP
ADI 	Y	Y	N	N	Ph. Eur./EMA
	Y	Y	N	N	USP/FDA
	Y	Y	N	N	ChP
	Y	Y	N	N	JP
Nasal Products 	Y	Y	N	N	Ph. Eur./EMA
	Y	Y	N	N	USP/FDA
	Y	Y	N	N	ChP
	Y	Y	N	N	JP



Aerodynamic Particle Size Distribution

Metered Dose Inhalers (MDIs)





The APSD testing of MDIs is typically performed at a flow rate of 28.3 L/min when using an ACI or 30 L/min when using an NGI. For Breath Actuated MDIs (BAIs) a Breath Actuation Controller may also be used to generate a time delay.

There is no requirement for a preseparator in MDI measurement. Plate and/or cup coating may be used to prevent particle bounce and re-entrainment, but is generally not required if the formulation includes a surfactant. Multiple doses are typically required to


achieve analytical sensitivity.

For further information on the APSD testing of MDIs with a Spacer or Valved Holding Chamber (VHC), see page 109.

Regulations and Guidelines

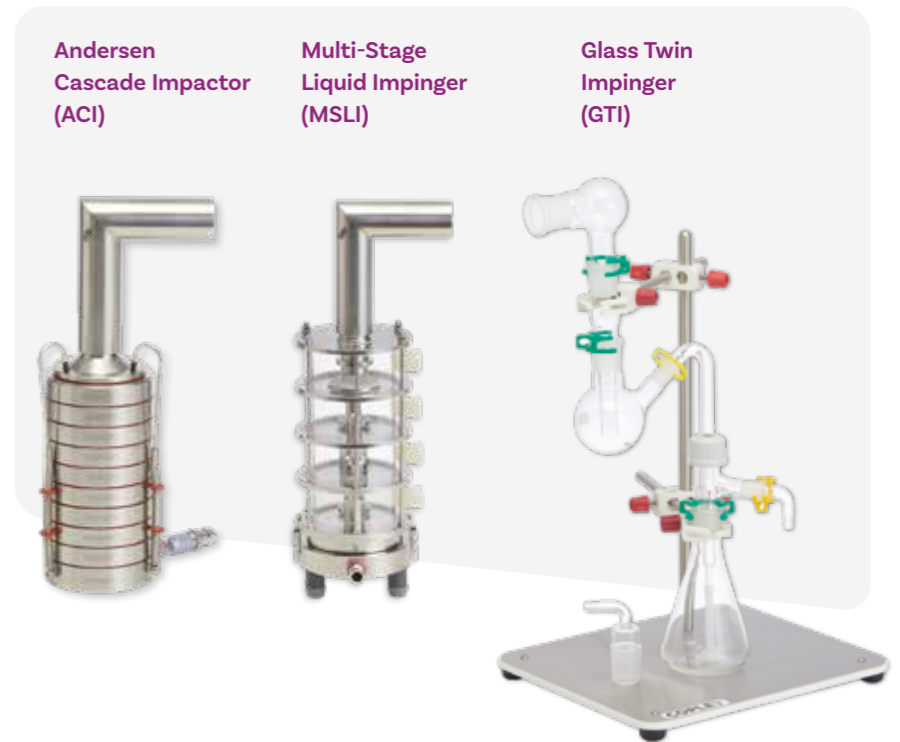
	Organisation	Chapter/Guidance
 <p>NGI</p>	Ph. Eur. / EMA	2.9.18 App E
	USP / FDA	<601> App 6
	ChP	<0951> App 3
	JP	6.15.5 App 3
 <p>ACI</p>	Ph. Eur. / EMA	2.9.18 App D
	USP / FDA	<601> App 1
	ChP	<0951> App 2
	JP	6.15.5 App 2
 <p>MSLI</p>	Ph. Eur. / EMA	2.9.18 App C
	USP / FDA	<601> App 1
	ChP	-
	JP	6.15.5 App 1
 <p>GTI</p>	Ph. Eur. / EMA	2.9.18 App A
	USP / FDA	-
	ChP	<0951>/App 1
	JP	-

APSD of MDIs: Manual Test System Set-Up

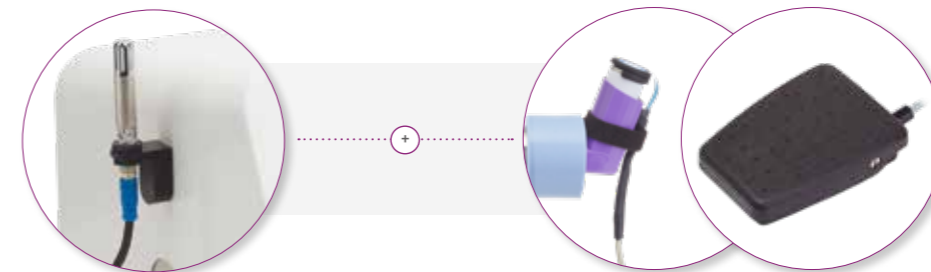


- A** Mouthpiece Adapter
- B** Induction Port
- C** Next Generation Impactor (NGI)
- D** Breath Actuation Controller
- E** Flow Meter
- F** Vacuum Pump

Alternative Impactors/Impingers



Related Accessories



Temperature and Relative Humidity Sensor


Ideal for measuring environmental test conditions. See page 179.

MDI Actuation Sensor/Footswitch

Suitable for most commercially available MDI canisters, the MDI Actuation Sensor connects directly to the Breath Actuation Controller BAC 200i to ensure precise synchronisation of MDI actuation. Alternatively, a Footswitch can be attached to trigger actuation. See page 179.

APSD of MDIs: Manual Test System Component Parts

Next Generation Impactor (NGI)



The recommended test set-up is with an NGI, but an ACI may also be used. Impactors with 7 or 8 stages are preferred by regulators, as they provide good APSD resolution. However, for some established methods the MSLI or GTI may be acceptable.



In addition to the above, the following is needed to complete a fully-operational test set-up for APSD measurement of MDIs:

Vacuum Pump

Designed for optimal operation at the flow rates required for MDI testing, the Low Capacity LCP6 Vacuum Pump represents the latest in high performance, low maintenance, vacuum pump technology. Our Vacuum Pump range is specifically designed for use in the testing of OINDPs in accordance with pharmacopoeial requirements.

See page 188 for further information about our Vacuum Pump range.



Breath Actuation Controller (BAC)



Ensuring that the volume of air sampled does not exceed the pharmacopoeial specifications, the Breath Actuation Controller BAC 100i contains an electronically operated, timer-controlled two-way solenoid valve and is positioned between the impactor and Vacuum Pump to control air flow through the inhaler.

See page 172 for further information about our Flow Controller range.



Flow Meter




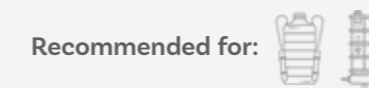
Used for establishing accurate and consistent inlet flow rate during testing, our range of Flow Meters measure and control flow rates to the accuracy specified by the pharmacopoeias. See page 184 for further information about our range of Flow Meters.



Inhaler Testing Workstation (ITW)

Designed to keep the apparatus organised during testing and improve workflow efficiency, the ITW holds the cascade impactor and flow meter in position throughout the testing process.

See page 196 for further information.



Mouthpiece Adapter

Moulded from high quality silicone rubber, our Mouthpiece Adapters guarantee an airtight seal between the inhaler under test and the test apparatus. For a list of available Mouthpiece Adapters see page 203.

Custom Mouthpiece Adapters are available upon request.



Qualification

GMP regulations require that

- The test methods used to monitor pharmaceuticals must meet proper standards of accuracy and reliability
- Companies should establish procedures to ensure the fitness for use of instruments that generate data supporting product testing



Copley provides a range of qualification documentation, services and tools to meet these requirements.

See page 302 for further information.

TOP TIP

The BAC 100i can also be used for the testing of Breath-Actuated (or Breath-Operated) MDIs. In this case, the BAC 100i is used to initiate the flow, simultaneously triggering the breath-actuated inhaler.

APSD of MDIs: Semi-Automated Test System Set-Up

The Vertus automated shake, fire and shot waste range is made up of integrated turn-key solutions for precise, controlled and reproducible MDI testing.

Compatible with most MDIs, the Vertus systems offer analysts complete control over:

- **The speed, angle and duration of shaking, ahead of actuation**
- **Firing force and the speed of application and release of that force**
- **The time delay between the end of shaking and device actuation**

- ✓ Improve inhaler testing accuracy and reproducibility
- ✓ Increase productivity and reduce hassle
- ✓ Replicate test methods across different sites with ease
- ✓ Reduce handling errors and costly out-of-specification results

Vertus II & Vertus Plus

Offering high productivity, walkaway MDI testing, the Vertus II and Vertus Plus can be used for APSD sampling directly with an NGI, ACI or GTI and all without manual intervention. The Vertus Plus also offers optional shot weight collection.



Replaces the need for:

Vacuum Pump



Breath Actuation Controller



Flow Meter



Inhaler Testing Workstation



See page 270 for further information about the Vertus range.

Data Analysis Software: Inhalytix™




A flexible and fully validated solution for the entry, analysis and reporting of APSD data for all inhaled products.

User-configurable, the software will accept data from standard and customised cascade impactors and impingers, including the NGI, ACI, MSLI and GTI.

See page 206 for further information about Inhalytix™.

Semi-Automation Tools

- ✓ Improve efficiency
- ✓ Reduce variability
- ✓ Eliminate handling errors
- ✓ Increase testing capacity



Gentle Rocker


Agitates the NGI Collection Cup Tray in a controlled, repeatable manner to ensure complete dissolution of the active drug prior to analysis. See page 287.


Recommended for: 



Sample Preparation Unit SPU 200i

Simplifies and automates the drug recovery process from induction ports and preseparators. See page 290.

Recommended for:   



NGI Assistant

A complete system for drug recovery from the NGI Collection Cup Tray, Induction Port and Preseparator, boosting analytical throughput. See page 294.

Recommended for: 



Impactor Cleaning System

Standardises cleaning and drying procedures to help ensure the NGI and ACI remain in optimum condition throughout their life. See page 298.


Recommended for:  

Related Applications

We also offer a range of equipment for additional MDI testing application support:



For better *in vitro-in vivo* correlation (IVIVC) testing
See page 214



For cold Freon® effect testing
See page 247



For USP product-specific monographs
See page 260

Training, Servicing & Support

We offer a comprehensive range of services from bespoke product design to installation, expert training and technical support, optimising all aspects of pharmaceutical testing from start to finish.



Training
See page 313



Servicing
See page 304



Support
See page 312



Design
See page 312

Aerodynamic Particle Size Distribution

MDIs with a Spacers/VHC

Due to the potential opportunity for particle expansion, impaction and deposition within the chamber of add-on devices such as spacers or VHCs, the APSD characteristics may be substantially altered from what is emitted when the MDI is used alone. This potential for change must be appropriately assessed.

Regulations and Guidelines

	Organisation	Chapter/Guidance
<p>NGI</p>	Ph. Eur. / EMA	-
	USP / FDA	<1602> App 6
	ChP	-
	JP	-
<p>ACI</p>	Organisation	Chapter/Guidance
	Ph. Eur. / EMA	-
	USP / FDA	<1602> App 1
	ChP	-
	JP	-

In Section 3 of USP Chapter <1602> Spacers and Valved Holding Chambers used with Inhalation Aerosols, two tests are specified relating to the APSD characterisation of add-on devices used with the MDIs:

Test 3.1

Designed to measure the APSD from the spacer/VHC when used under optimal conditions, that is, with no delay following actuation of the inhaler. Direct comparisons can then be made between the APSD produced by the MDI both with and without the add-on device.

Test 3.2

For testing VHCs only and designed to measure the APSD from the VHC when used under “worst case” conditions, i.e. with a delay of 2 or more seconds between inhaler actuation and patient inspiration..


The delay can be simulated by placing a timer controlled two-way solenoid valve such as the Breath Actuation Controller BAC 100i between the impactor and the pump.

APSD of MDIs with a Spacer/VHC: Test System Set-Up




- A Vacuum Pump
- B Breath Actuation Controller
- C Inhaler Testing Workstation (ITW)
- D Mouthpiece Adapter
- E Flow Meter
- F Induction Port
- G Andersen Cascade Impactor (ACI)

Alternative Impactors



Related Accessories



Temperature and Relative Humidity Sensor

Ideal for measuring environmental test conditions. See page 179.

MDI Actuation Sensor/Footswitch

Suitable for most commercially available MDI canisters, the MDI Actuation Sensor connects directly to the Breath Actuation Controller BAC 100i to ensure precise synchronisation of MDI actuation. Alternatively, a Footswitch can be attached to trigger actuation. See page 179.

APSD of MDIs with a Spacer/VHC: Test System Component Parts



Andersen Cascade Impactor (ACI)

If the spacer/VHC is intended for adults, then the standard ACI or NGI should be used with a suitable vacuum pump capable of producing 28.3 or 30 L/min respectively. If the add-on device is intended for neonates, infants or small children, then only the NGI should be used as this can be used at the lower flow rate of 15 L/min.



In addition to the above, the following is needed to complete a fully-operational test set-up for the APSD measurement of MDIs with a spacer or VHC:

Vacuum Pump

Designed for optimal operation at the low flow rates required for MDI testing, the Low Capacity LCP6 Vacuum Pump represents the latest in high performance, low maintenance, vacuum pump technology. Our Vacuum Pump range is specifically designed for use in the testing of OINDPs in accordance with pharmacopoeial requirements.

See page 188 for further information about our Vacuum Pump range.

Required for:



Breath Actuation Controller (BAC)

Ensuring that the volume of air sampled does not exceed the pharmacopoeial specifications, the Breath Actuation Controller BAC 100i contains an electronically operated, timer-controlled two-way solenoid valve and is positioned between the impactor and Vacuum Pump to control air flow supply to the inhaler.

See page 172 for further information about our Flow Controller range.

Recommended for:





Flow Meter

Used for establishing accurate and consistent inlet flow rate during testing, our range of Flow Meters measure and control flow rates to the accuracy specified by the pharmacopoeias.

See page 184 for further information about our range of Flow Meters.

Required for:

Inhaler Testing Workstation (ITW)

Designed to keep the apparatus organised during testing and improve workflow efficiency, the ITW keeps the cascade impactor and flow meter in position throughout the testing process.

See page 196 for further information.

Recommended for:



Mouthpiece Adapter

Moulded from high quality silicone rubber, our Mouthpiece Adapters guarantee an airtight seal between the inhaler/add-on device combination under test and the test apparatus. For a list of available Mouthpiece Adapters see page 203.

Custom Mouthpiece Adapters are available upon request.

Required for:

Qualification

GMP regulations require that

- The test methods used to monitor pharmaceuticals must meet proper standards of accuracy and reliability
- Companies should establish procedures to ensure the fitness for use of instruments that generate data supporting product testing



Copley provides a range of qualification documentation, services and tools to meet these requirements.

See page 302 for further information.

Data Analysis Software: Inhalytix™



A flexible and fully validated solution for the entry, analysis and reporting of APSD data for all inhaled products.

User-configurable, the software will accept data from standard and customised cascade impactors and impingers, including the NGI, ACI, MSLI and GTI.

See page 206 for further information about Inhalytix™.

Semi-Automation Tools



Improve efficiency




Reduce variability



Eliminate handling errors



Increase testing capacity



Gentle Rocker

Agitates the NGI Collection Cup Tray in a controlled, repeatable manner to ensure complete dissolution of the active drug prior to analysis. See page 287.


Recommended for:



Sample Preparation Unit SPU 200i

Simplifies and automates the drug recovery process from induction ports and preseparators. See page 290.

Recommended for:



NGI Assistant

A complete system for drug recovery from the NGI Collection Cup Tray, Induction Port and Preseparator, boosting analytical throughput. See page 294.

Recommended for:



Impactor Cleaning System

Standardises cleaning and drying procedures to help ensure the NGI and ACI remain in optimum condition throughout their life. See page 298.

Recommended for:

Related Applications

We also offer a range of equipment for additional application testing support:



For facemask testing
See page 236

Training, Servicing & Support

We offer a comprehensive range of services from bespoke product design to installation, expert training and technical support, optimising all aspects of pharmaceutical testing from start to finish.



Training
See page 313



Servicing
See page 304



Support
See page 312



Design
See page 312



Aerodynamic Particle Size Distribution

Dry Powder Inhalers (DPIs)

The APSD measurement of DPIs is typically performed under the same conditions as DDU testing. However there are some differences.


A preseparator is typically interposed between the induction port and stage 0 of cascade impactor to capture the large, non-inhalable carrier particles, to prevent impactor over-loading.

As for delivered dose testing of DPIs, test flow rate is set on the basis of a 4 kPa pressure drop across the

device, to approximate the mean patient inhalation flow rate achieved during clinical use.

Cup-coating should be considered and validated as part of method development to reduce particle bounce and re-entrainment.

APSD of DPIs: Test System Set-Up



- A** Mouthpiece Adapter
- B** Induction Port
- C** Preseparator
- D** Next Generation Impactor (NGI)
- E** Critical Flow Controller
- F** Flow Meter
- G** Vacuum Pump

Alternative Impactors/Impingers





Andersen Cascade Impactor (ACI)

Multi-Stage Liquid Impinger (MSLI)

Glass Twin Impinger (GTI)



Regulations and Guidelines

	Organisation	Chapter/Guidance
 NGI	Ph. Eur. / EMA	2.9.18 App. E
	USP / FDA	601 App. 5
	ChP	<0951> App. 3
	JP	6.15.5 App 3
 ACI	Ph. Eur. / EMA	2.9.18 App. D
	USP / FDA	601 App. 2
	ChP	<0951> App. 2
	JP	6.15.5 App 2
 MSLI	Ph. Eur. / EMA	2.9.18 App. C
	USP / FDA	601 App. C
	ChP	-
	JP	6.15.5 App 1
 GTI	Ph. Eur. / EMA	2.9.18 App. A
	USP / FDA	-
	ChP	<0951> App. 1
	JP	-

Related Accessories



Temperature and Relative Humidity Sensor


Ideal for measuring environmental test conditions. See page 183.



Footswitch

Connecting directly to the Critical Flow Controller TPK 100i, the Footswitch enables precise synchronisation of DPI actuation with the onset of flow. See page 183.

APSD of DPIs: Test System Component Parts



Next Generation Impactor (NGI)

The recommended test set-up is with an NGI, but an ACI may also be used. Impactors with 7 or 8 stages are preferred by the regulators, as they provide good APSD resolution. However, for some established methods the MSLI or GTI may be acceptable.



DON'T FORGET



Preseparator

For the collection of large mass, non-inhalable powder boluses typically emitted from a DPI, prior to entry into the impactor. Different preseparators are available for the NGI and ACI.

See pages 85 and 91 respectively.

Note: Preseparators are not required for APSD testing of DPIs using an MSLI or GTI.

Required for:

In addition to the above, the following is needed to complete a fully-operational test set-up for the APSD measurement of DPIs:

Vacuum Pump


Ideal for the higher, sonic flow rate testing requirements of DPIs, the High Capacity HCP6 and Super Capacity SCP6 Vacuum Pumps represent the latest in high performance, low maintenance, vacuum pump technology. Our Vacuum Pump range is specifically designed for use in the testing of OINDPs in accordance with pharmacopoeial requirements.

See page 188 for further information about our Vacuum Pump range.

Required for:



TOP TIP



Induction Port P1 Measurement Adapter

Used together with the Critical Flow Controller, the Induction Port P1 Measurement Adapter can be placed between the inhaler and the NGI induction port to measure the pressure drop (P1) over the inhaler under test in the absence of a DUSA for DPIs. Cat No: 8502.



Critical Flow Controller (TPK)

Simplify DPI test system set-up in accordance with pharmacopoeial recommendations with the Critical Flow Controller series. Positioned between the impactor and vacuum pump, the Critical Flow Controller TPK 100i ensures critical (sonic) flow conditions during testing. It measures and records all parameters required for testing and for controlling flow conditions.

See page 172 for further information about our Flow Controller range.

Required for:

Flow Meter

Used for establishing accurate and consistent inlet flow rate during testing, our range of Flow Meters measure and control flow rates to the accuracy specified by the pharmacopoeias.

See page 184 for further information about our range of Flow Meters.

Required for:



Inhaler Testing Workstation (ITW)

Designed to keep the apparatus organised during testing and improve workflow efficiency, the ITW keeps the cascade impactor and flow meter in position throughout the testing process.

See page 196 for further information.


Recommended for:

Mouthpiece Adapter

Moulded from high quality silicone rubber, our Mouthpiece Adapters guarantee an airtight seal between the inhaler under test and the test apparatus. For a list of available Mouthpiece Adapters see page 203.

Custom Mouthpiece Adapters are available upon request.

Required for:



Qualification

GMP regulations require that

- The test methods used to monitor pharmaceuticals must meet proper standards of accuracy and reliability
- Companies should establish procedures to ensure the fitness for use of instruments that generate data supporting product testing



Copley provides a range of qualification documentation, services and tools to meet these requirements.

See page 302 for further information.

Data Analysis Software: Inhalytix™



A flexible and fully validated solution for the entry, analysis and reporting of APSD data for all inhaled products.

User-configurable, the software will accept data from standard and customised cascade impactors and impingers, including the NGI, ACI, MSLI and GTI.

See page 206 for further information about Inhalytix™.

Semi-Automation Tools


- Improve efficiency
- Reduce variability
- Eliminate handling errors
- Increase testing capacity



NGI Cup Coater

Standardises the NGI Collection Cup coating application process and guarantees uniformity of the surface coating substance across cups. See page 284.

Recommended for:



Gentle Rocker

Agitates the NGI Collection Cup Tray in a controlled, repeatable manner to ensure complete dissolution of the active drug prior to analysis. See page 287.


Recommended for:



Sample Preparation Unit SPU 200i

Simplifies and automates the drug recovery process from the Induction Ports and Preseparators. See page 290.

Recommended for:



NGI Assistant

A complete system for drug recovery from the NGI Collection Cup Tray, Induction Port and Preseparator, boosting analytical throughput. See page 294.

Recommended for:



Impactor Cleaning System

Standardises cleaning and drying procedures to help ensure the NGI and ACI remain in optimum condition throughout their life. See page 298.

Recommended for:

Related Applications

We also offer a range of equipment for additional DPI testing application support:



For better *in vitro-in vivo* correlation (IVIVC) testing

See page 214



For USP product-specific monographs

See page 260

Training, Servicing & Support

We offer a comprehensive range of services from bespoke product design to installation, expert training and technical support, optimising all aspects of pharmaceutical testing from start to finish.



Training
See page 313



Servicing
See page 304




Support
See page 312



Design
See page 312



APSD of Nebulisers: Test System Set-Up



Aerodynamic Particle Size Distribution

Nebulisers

For devices such as nebulisers, the evaporation of droplets exacerbated by the thermal mass of the impactor can be a problem, especially for drugs in solution.

Loss of solvent reduces droplet size, producing artificially low APSD measurements, compromising the integrity of the resulting data. Cooling the impactor to approximately 5°C is the recommended method for overcoming this problem.

The recommended flow rate of 15 L/min employed in the APSD testing of nebulisers is lower than that of other OINDPs in order to better represent the tidal breathing conditions employed in their use.

- A Mouthpiece Adapter
- B Induction Port
- C Next Generation Impactor (NGI)
- D NGI Cooler
- E Breath Actuation Controller
- F Flow Meter
- G Vacuum Pump

TOP TIP

Determine sampling time (T_s) by balancing the risk of impactor overload with the requirement for analytical sensitivity. Time chosen should be sufficient to ensure an adequate sample is collected for analysis without overloading the collection cups, which causes liquid streaking.

Regulations and Guidelines

	Organisation	Chapter/Guidance
<p>NGI</p>	Ph. Eur. / EMA	0671 App. E
	USP / FDA	<1601> App. 6
	ChP	0951 App. 3
	JP	-

Related Accessories



Temperature and Relative Humidity Sensor

Ideal for measuring environmental test conditions. See page 179.

Footswitch

Connecting directly to the Breath Actuation Controller BAC 100i, the Footswitch enables precise synchronisation of nebuliser device actuation with the onset of flow. See page 179.

APSD of Nebulisers: Test System Component Parts



Next Generation Impactor (NGI)

The APSD characterisation of a nebuliser should be conducted using an NGI. This is because the NGI is calibrated for use at 15 L/min and has collection cups well suited to retaining liquid droplets.

In addition to the above, the following is needed to complete a fully-operational test set-up for the APSD measurement of nebulisers:

Vacuum Pump

Designed for optimal operation at low flow rates required for nebuliser testing, the Low Capacity LCP6 Vacuum Pump represents the latest in high performance, low maintenance, vacuum pump technology. Our Vacuum Pump range is specifically designed for use in the testing of OINDPs in accordance with pharmacopoeial requirements.

See page 188 for further information about our Vacuum Pump range.



Breath Actuation Controller (BAC)

Ensuring that the volume of air sampled does not exceed the pharmacopoeial specifications, the Breath Actuation Controller model BAC 100i contains an electronically operated, timer-controlled two-way solenoid valve and is positioned between the impactor and Vacuum Pump to control air flow supply to the nebuliser.

See page 172 for further information about our Flow Controller range.

Flow Meter

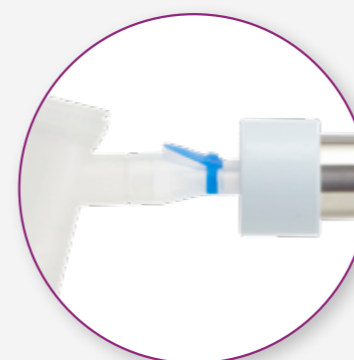
Used for establishing accurate and consistent inlet flow rate during testing, our range of Flow Meters measure and control flow rates to the accuracy specified by the pharmacopoeias. See page 184 for further information about our range of Flow Meters.



NGI Cooler

Accommodating the NGI both open and closed, the NGI Cooler allows the NGI to be operated in a temperature controlled environment. Additional space allows for cooling of extra sets of Collection Cups, so multiple tests can be undertaken in quick succession.

See page 194 for further information about the NGI Cooler.



Mouthpiece Adapter

Moulded from high quality silicone rubber, our Mouthpiece Adapters guarantee an airtight seal between the inhaler under test and the test apparatus. For a list of available Mouthpiece Adapters see page 203.

Custom Mouthpiece Adapters are available upon request.

Qualification

GMP regulations require that

- The test methods used to monitor pharmaceuticals must meet proper standards of accuracy and reliability
- Companies should establish procedures to ensure the fitness for use of instruments that generate data supporting product testing

Copley provides a range of qualification documentation, services and tools to meet these requirements.

See page 302 for further information.



Data Analysis Software: Inhalytix™




A flexible and fully validated solution for the entry, analysis and reporting of APSD data for all inhaled products.

User-configurable, the software will accept data from standard and customised cascade impactors and impingers, including the NGI, ACI, MSLI and GTI.

See page 206 for further information about Inhalytix™.

Semi-Automation Tools

-  Improve efficiency
-  Reduce variability
-  Eliminate handling errors
-  Increase testing capacity



Gentle Rocker

Agitates the NGI Collection Cup Tray in a controlled, repeatable manner to ensure complete dissolution of the active drug prior to analysis. See page 287.

Recommended for: 



Sample Preparation Unit SPU 200i

Simplifies and automates the drug recovery process from induction ports and preseparators. See page 290.

Recommended for:  



NGI Assistant



A complete system for drug recovery from the NGI Collection Cup Tray, Induction Port and Preseparator, boosting analytical throughput. See page 294.

Recommended for: 



Impactor Cleaning System

Standardises cleaning and drying procedures to help ensure the NGI and ACI remain in optimum condition throughout their life. See page 298.

Recommended for:  

Related Applications

We also offer a range of equipment for additional nebuliser testing application support:



For facemask testing
See page 236



For better *in vitro-in vivo* correlation (IVIVC) testing
See page 214

Training, Servicing & Support

We offer a comprehensive range of services from bespoke product design to installation, expert training and technical support, optimising all aspects of pharmaceutical testing from start to finish.



Training
See page 313



Servicing
See page 304



Support
See page 312



Design
See page 312



APSD of ADIs: Test System Set-Up



- A Mouthpiece Adapter
- B Induction Port
- C Next Generation Impactor (NGI)
- D NGI Cooler
- E Breath Actuation Controller
- F Flow Meter
- G Vacuum Pump

Alternative Impactors/Impingers

Andersen Cascade Impactor (ACI)

TOP TIP Historically, ADIs have been tested using the ACI. The NGI Cooler can also be used with the ACI if required to control the test environment.

Aerodynamic Particle Size Distribution

Aqueous Droplet Inhalers (ADIs)

For ADIs as for nebulisers, the evaporation of droplets exacerbated by the thermal mass of the impactor can be a problem.

Loss of solvent reduces droplet size, producing artificially low APSD measurements, compromising the integrity of the resulting data. Cooling the impactor to approximately 5°C is the recommended method for overcoming this problem.

Classified as active devices, the recommended flow rate for ADI testing is 28.3 L/min for the ACI or 30 L/min for the NGI.

Regulations and Guidelines

Whilst there is no current pharmacopoeial or regulatory guidance for ADIs, they are considered to combine the metered-dose technology of MDIs with the aqueous

aerosol droplet generation of nebulisers. Testing, and the equipment that features in this section, reflects this combined technology.



NGI

Organisation	Chapter/Guidance
Ph. Eur. / EMA	0671 App. E
USP / FDA	<1601> App. 6
ChP	0951 App. 3
JP	-

Related Accessories



Temperature and Relative Humidity Sensor


Ideal for measuring environmental test conditions. See page 179.



Footswitch

Connecting directly to the Breath Actuation Controller BAC 100i, the Footswitch enables precise synchronisation of ADI device actuation with the onset of flow. See page 179.

APSD of ADIs: Test System Component Parts



Next Generation Impactor (NGI)

The recommended test set-up is with an NGI. An ACI can also be used for the assessment of ADIs.



In addition to the above, the following is needed to complete a fully-operational test set-up for the APSD measurement of ADIs:

Vacuum Pump

Designed for optimal operation at low flow rates required for ADI testing, the Low Capacity LCP6 Vacuum Pump represents the latest in high performance, low maintenance, vacuum pump technology. Our Vacuum Pump range is specifically designed for use in the testing of OINDPs in accordance with pharmacopoeial requirements.

See page 188 for further information about our Vacuum Pump range.



Required for:

Breath Actuation Controller (BAC)



Ensuring that the volume of air sampled does not exceed the pharmacopoeial specifications, the Breath Actuation Controller BAC 100i contains an electronically operated, timer-controlled two-way solenoid valve and is positioned between the impactor and Vacuum Pump to control air flow supply to the inhaler.

See page 172 for further information about our Flow Controller range.

Recommended for:



Flow Meter


Used for establishing accurate and consistent inlet flow rate during testing, our range of Flow Meters measure and control flow rates to the accuracy specified by the pharmacopoeias. See page 184 for further information about our range of Flow Meters.

Required for:

NGI Cooler

Accommodating the NGI both open and closed, the NGI Cooler allows the NGI to be operated in a temperature controlled environment. Additional space allows for cooling of extra sets of collection cups, so multiple tests can be undertaken in quick succession.

See page 194 for further information about the NGI Cooler.



Required for:



Mouthpiece Adapter

Moulded from high quality silicone rubber, our Mouthpiece Adapters guarantee an airtight seal between the inhaler under test and the test apparatus. For a list of available Mouthpiece Adapters see page 203.

Custom Mouthpiece Adapters are available upon request.

Required for:

Qualification

GMP regulations require that

- The test methods used to monitor pharmaceuticals must meet proper standards of accuracy and reliability
- Companies should establish procedures to ensure the fitness for use of instruments that generate data supporting product testing

Copley provides a range of qualification documentation, services and tools to meet these requirements.

See page 302 for further information.



Data Analysis Software: Inhalytix™




A flexible and fully validated solution for the entry, analysis and reporting of APSD data for all inhaled products.

User-configurable, the software will accept data from standard and customised cascade impactors and impingers, including the NGI, ACI, MSLI and GTI.

See page 206 for further information about Inhalytix™.

Semi-Automation Tools

- Improve efficiency
- Reduce variability
- Eliminate handling errors
- Increase testing capacity



Gentle Rocker

Agitates the NGI Collection Cup Tray in a controlled, repeatable manner to ensure complete dissolution of the active drug prior to analysis. See page 287.

Recommended for:



Sample Preparation Unit SPU 200i

Simplifies and automates the drug recovery process from induction ports and preseparators. See page 290.

Recommended for:



NGI Assistant

A complete system for drug recovery from the NGI Collection Cup Tray, Induction Port and Preseparator, boosting analytical throughput. See page 294.

Recommended for:



Impactor Cleaning System

Standardises cleaning and drying procedures to help ensure the NGI and ACI remain in optimum condition throughout their life. See page 298.


Recommended for:

Related Applications

We also offer a range of equipment for additional ADI testing application support:



For better *in vitro-in vivo* correlation (IVIVC) testing
See page 214



For cold Freon® effect testing
See page 247



For USP product-specific monographs
See page 260

Training, Servicing & Support

We offer a comprehensive range of services from bespoke product design to installation, expert training and technical support, optimising all aspects of pharmaceutical testing from start to finish.



Training
See page 313



Servicing
See page 304




Support
See page 312



Design
See page 312



APSD of Nasal Sprays: Manual Test System Set-Up



Aerodynamic Particle Size Distribution

Nasal Sprays

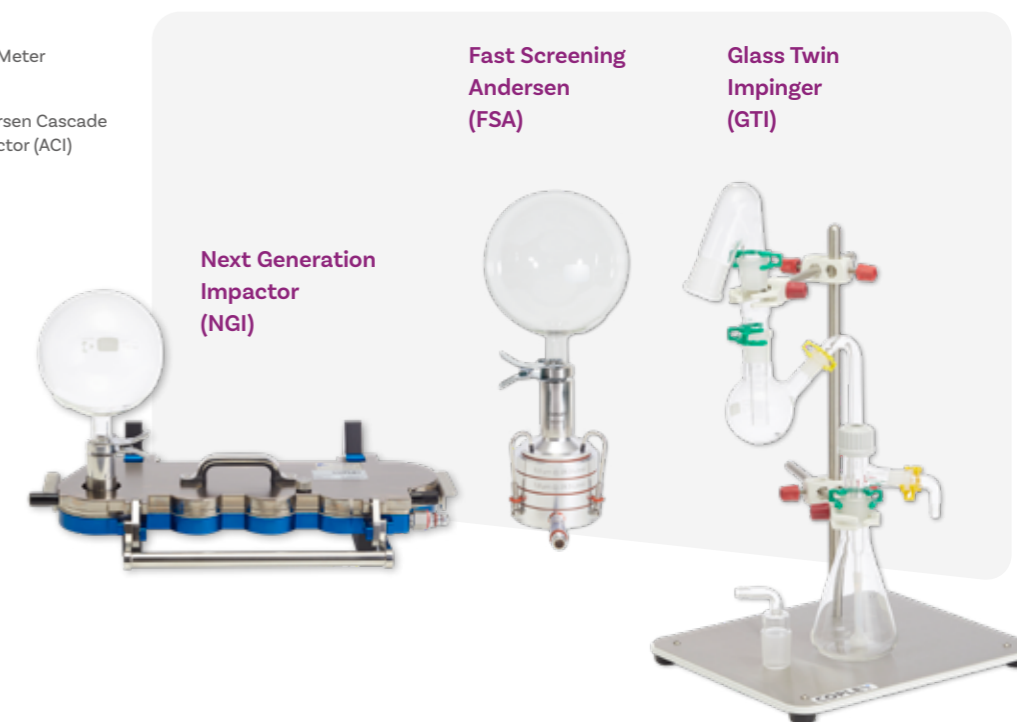
Nasal sprays typically produce droplets in the range 20-200 microns, which is outside the effective range of cascade impactors. However, most sprays deliver a proportion (typically <5%) of fine droplets in the <10 micron range.

It is important to quantify the amount of droplets in this range since it is the amount of dose that can penetrate beyond the nasal tract and into the lower respiratory tract or lungs, which may be undesirable.

Regulators recommend the use of a cascade impactor in conjunction with a high volume expansion chamber to quantify the amount of drug in the <10 micron range, to assess the potential risk of deposition in the lungs.

- A** Vacuum Pump
- B** Glass Expansion Chamber
- C** Adapter and Clamp for ACI
- D** Flow Meter
- E** Nosepiece Adapter
- F** Andersen Cascade Impactor (ACI)
- G** Inhaler Testing Workstation (ITW)

Alternative Impactors/Impingers



Regulations and Guidelines

	Organisation	Chapter/Guidance
 NGI	Ph. Eur. / EMA	-
	USP / FDA	Nasal Spray and Inhalation Solution, Suspension, and Spray Drug Products – Chemistry, Manufacturing, and Controls Documentation
	ChP	-
	JP	-
 ACI	Organisation	Chapter/Guidance
	Ph. Eur. / EMA	-
	USP / FDA	Nasal Spray and Inhalation Solution, Suspension, and Spray Drug Products – Chemistry, Manufacturing, and Controls Documentation
	ChP	-
 GTI	Organisation	Chapter/Guidance
	Ph. Eur. / EMA	-
	USP / FDA	-
	ChP	-
	JP	-

APSD of Nasal Sprays: Manual Test System Component Parts



Andersen Cascade Impactor (ACI)

The ACI is particularly suitable for nasal spray APSD measurements as stages can easily be removed where no deposition occurs. An NGI may also be used.

Impactors with 7 or 8 stages are preferred by regulators, as they provide good APSD resolution. The FSA, a reduced stack plus filter version of the ACI, is also suitable, for analogous reasons; little deposition is expected in the lower stages of the impactor. See page 255 for further information about the FSA.

For some established methods a GTI can also be used to assess the APSD of nasal sprays. A special modification for the measurement of the particle size of nasal sprays according to Aaiche and Beyssac method is available as an option.



Inhaler Testing Workstation (ITW)

Designed to keep the apparatus organised during testing and improve workflow efficiency, the ITW keeps the cascade impactor and flow meter in position throughout the testing process.

Recommended for:



In addition to the above, the following is needed to complete a fully-operational test set-up for the APSD measurement of nasal sprays:

Vacuum Pump

Designed for optimal operation at the low flow rates required for nasal spray testing, the Low Capacity LCP6 Vacuum Pump represents the latest in high performance, low maintenance, vacuum pump technology. Our Vacuum Pump range is specifically designed for use in the testing of OINDPs in accordance with pharmacopoeial requirements.

See page 188 for further information about our Vacuum Pump range.

Required for:



Glass Expansion Chamber

Glass expansion chambers are available for the quantification of nasal drug product present in the form of particles or droplets that are less than 10 microns.

We offer two sizes:

2 L chamber: to maximise aerosolisation and impactor deposition for regular nasal sprays

5 L chamber: for powerful nasal sprays where increased volume is required to allow a full aerosol plume to generate.

See page 200 for further information.

Required for:



Adapter and Clamp

Adapters are available to connect the outlet port of the Glass Expansion Chamber to the inlet of the NGI, Inlet Cone of the ACI and the inlet of the MSLI. Each adapter is supplied with a clamp which allows the Glass Expansion Chamber to be removed easily from the impactor for assay.

See page 200 for further information.

Required for:



Flow Meter

Used for establishing accurate and consistent inlet flow rate during testing, our range of Flow Meters measure and control flow rates to the accuracy specified by the pharmacopoeias.

See page 184 for further information about our range of Flow Meters.

Required for:



Nosepiece Adapter

Special Nosepiece Adapters are available to accommodate the nasal spray device and interface it with the test set-up.

See page 203 for further information.

Required for:



Qualification

GMP regulations require that

- The test methods used to monitor pharmaceuticals must meet proper standards of accuracy and reliability
- Companies should establish procedures to ensure the fitness for use of instruments that generate data supporting product testing



Copley provides a range of qualification documentation, services and tools to meet these requirements.

See page 302 for further information.

APSD of Nasal Sprays: Semi-Automated Test System Set-Up

The Vertus automated shake, fire and shot waste range is made up of integrated turn-key solutions for precise, controlled and reproducible nasal spray testing.

Compatible with most nasal sprays, the Vertus II or Vertus Plus offers analysts complete control over:

- The speed, angle and duration of shaking, ahead of actuation
- Firing force and the speed of application and release of that force
- The time delay between the end of shaking and device actuation

- Improve nasal spray testing accuracy and reproducibility
- Increase productivity and reduce hassle
- Replicate test methods across different sites with ease
- Reduce handling errors and costly out-of-specification results

Vertus II & Vertus Plus

Offering high productivity, walkaway nasal spray testing, the Vertus II and Vertus Plus are ideal for automating aerodynamic particle size distribution testing, boosting testing efficiency. The Vertus Plus also offers optional shot weight collection.



Replaces the need for:

Flow Meter



Vacuum Pump



Inhaler Testing Workstation



See page 270 for further information about the Vertus range.

Data Analysis Software: Inhalytix™




A flexible and fully validated solution for the entry, analysis and reporting of APSD data for all inhaled products.

User-configurable, the software will accept data from standard and customised cascade impactors and impingers, including the NGI, ACI, MSLI and GTI.


See page 206 for further information about Inhalytix™.


Semi-Automation Tools

- Improve efficiency
- Reduce variability
- Eliminate handling errors
- Increase testing capacity





Gentle Rocker
Agitates the NGI Collection Cup Tray in a controlled, repeatable manner to ensure complete dissolution of the active drug prior to analysis. See page 287.

Recommended for: 





NGI Assistant
A complete system for drug recovery from the NGI Collection Cup Tray, Induction Port and Preseparator, boosting analytical throughput. See page 294.

Recommended for: 



Impactor Cleaning System
Standardises cleaning and drying procedures to help ensure the NGI and ACI remain in optimum condition throughout their life. See page 298.

Recommended for:  

Related Applications

We also offer a range of equipment for additional nasal spray testing application support:



For better *in vitro-in vivo* correlation (IVIVC) testing
See page 214

Training, Servicing & Support

We offer a comprehensive range of services from bespoke product design to installation, expert training and technical support, optimising all aspects of pharmaceutical testing from start to finish.



Training
See page 313



Servicing
See page 304



Support
See page 312



Design
See page 312

Aerodynamic Particle Size Distribution Nasal Aerosols

Like nasal sprays, nasal aerosols typically produce droplets in the range 20-200 microns, which is outside the effective range of cascade impactors. However, nasal aerosols deliver a proportion (typically <5%) of fine droplets in the <10 micron range. Unlike nasal sprays, nasal aerosols are propellant-driven.


It is important to quantify this FPD since it can penetrate beyond the nasal tract and into the lower respiratory tract or lungs, which may be undesirable. Regulators recommend the use of a cascade impactor

in conjunction with a high volume expansion chamber to quantify the amount of drug in the <10 micron range, to assess the potential risk of deposition in the lungs.

Regulations and Guidelines


	Organisation	Chapter/Guidance
<p>NGI</p>	Ph. Eur. / EMA	-
	USP / FDA	Nasal Spray and Inhalation Solution, Suspension, and Spray Drug Products – Chemistry, Manufacturing, and Controls Documentation
	ChP	-
	JP	-
<p>ACI</p>	Organisation	Chapter/Guidance
	Ph. Eur. / EMA	-
	USP / FDA	Nasal Spray and Inhalation Solution, Suspension, and Spray Drug Products – Chemistry, Manufacturing, and Controls Documentation
	ChP	-
	JP	-

APSD of Nasal Aerosols: Test System Set-Up



- A** Vacuum Pump
- B** Glass Expansion Chamber
- C** Adapter and Clamp for ACI
- D** Flow Meter
- E** Nosepiece Adapter
- F** Andersen Cascade Impactor (ACI)
- G** Inhaler Testing Workstation (ITW)

Alternative Impactors/Impingers



APSD of Nasal Aerosols: Test System Component Parts



Andersen Cascade Impactor (ACI)

The ACI is particularly suitable for nasal aerosol APSD measurements as stages can easily be removed where no deposition occurs. An NGI may also be used.

Impactors with 7 or 8 stages are preferred by regulators, as they provide good APSD resolution. The FSA, a reduced stack plus filter version of the ACI, is also suitable, for analogous reasons; little deposition is expected in the lower stages of the impactor.

See page 255 for further information about the FSA.



In addition to the above, the following is needed to complete a fully-operational test set-up for the APSD measurement of nasal aerosols:

Vacuum Pump

Designed for optimal operation at low flow rates required for nasal aerosol testing, the Low Capacity LCP6 Vacuum Pump represents the latest in high performance, low maintenance, vacuum pump technology. Our Vacuum Pump range is specifically designed for use in the testing of OINDPs in accordance with pharmacopoeial requirements.

See page 188 for further information about our Vacuum Pump range.



Required for: 

Flow Meter

Used for establishing accurate and consistent inlet flow rate during testing, our range of Flow Meters measure and control flow rates to the accuracy specified by the pharmacopoeias.

See page 184 for further information about our range of Flow Meters.



Required for: 

Inhaler Testing Workstation (ITW)

Designed to keep the apparatus organised during testing and improve workflow efficiency, the ITW keeps the cascade impactor and flow meter in position throughout the testing process.

See page 196 for further information.

Recommended for:



Glass Expansion Chamber

Glass Expansion Chambers are available for the quantification of nasal drug product present in the form of particles or droplets that are less than 10 microns.

We offer one size ideal for the APSD characterisation of nasal aerosols:

1 L chamber: to maximise drug deposition below the top stage of the impactor.

See page 200 for further information.

Required for:



Adapter and Clamp

Adapters are available to connect the outlet port of the Glass Expansion Chamber to the inlet of the NGI, Inlet Cone of the ACI and the inlet of the MSLI. Each adapter is supplied with a clamp which allows the Glass Expansion Chamber to be removed easily from the impactor for assay.

See page 200 for further information.

Required for:



Nosepiece Adapter

Special Nosepiece Adapters are available to accommodate the nasal aerosol device and interface it with the test set-up.

See page 203 for further information.

Required for:



Qualification

GMP regulations require that

- The test methods used to monitor pharmaceuticals must meet proper standards of accuracy and reliability
- Companies should establish procedures to ensure the fitness for use of instruments that generate data supporting product testing



Copley provides a range of qualification documentation, services and tools to meet these requirements.

See page 302 for further information.

Data Analysis Software: Inhalytix™



A flexible and fully validated solution for the entry, analysis and reporting of APSD data for all inhaled products.

User-configurable, the software will accept data from standard and customised cascade impactors and impingers, including the NGI, ACI, MSLI and GTI.

See page 206 for further information about Inhalytix™.

Semi-Automation Tools



Improve efficiency




Reduce variability



Eliminate handling errors




Increase testing capacity



Gentle Rocker

Agitates the NGI Collection Cup Tray in a controlled, repeatable manner to ensure complete dissolution of the active drug prior to analysis. See page 287.

Recommended for:



NGI Assistant

A complete system for drug recovery from the NGI Collection Cup Tray, Induction Port and Preseparator, boosting analytical throughput. See page 294.

Recommended for:



Impactor Cleaning System

Standardises cleaning and drying procedures to help ensure the NGI and ACI remain in optimum condition throughout their life. See page 298.

Recommended for:



Related Applications

We also offer a range of equipment for additional nasal aerosol testing application support:



For better *in vitro-in vivo* correlation (IVIVC) testing
See page 214

Training, Servicing & Support


We offer a comprehensive range of services from bespoke product design to installation, expert training and technical support, optimising all aspects of pharmaceutical testing from start to finish.



Training
See page 313



Servicing
See page 304



Support
See page 312



Design
See page 312



Aerodynamic Particle Size Distribution Nasal Powders

Like nasal sprays and aerosols, nasal powders typically produce droplets in the range 20-200 microns, which is outside the effective range of cascade impactors. However, nasal powders deliver a proportion (typically <5%) of fine droplets in the <10 micron range.


It is important to quantify this FPD since it can penetrate beyond the nasal tract and into the lower respiratory tract or lungs, which may be undesirable. Regulators recommend the use of a cascade impactor in conjunction with a high volume expansion chamber to quantify the amount of drug in the <10 micron range, to assess the potential risk of deposition in the lungs.

The APSD measurement of nasal powders is typically performed under similar conditions as the APSD measurement of DPIs. However a preseparator is not required.

Regulations and Guidelines

	Organisation	Chapter/Guidance
 NGI	Ph. Eur. / EMA	-
	USP / FDA	Nasal Spray and Inhalation Solution, Suspension, and Spray Drug Products – Chemistry, Manufacturing, and Controls Documentation
	ChP	-
	JP	-
 ACI	Ph. Eur. / EMA	-
	USP / FDA	Nasal Spray and Inhalation Solution, Suspension, and Spray Drug Products – Chemistry, Manufacturing, and Controls Documentation
	ChP	-
	JP	-

APSD of Nasal Powders: Test System Set-Up



- A** Nosepiece Adapter
- B** Induction Port
- C** Next Generation Impactor (NGI)
- D** Critical Flow Controller
- E** Flow Meter
- F** Vacuum Pump

Alternative Impactors/Impingers



Related Accessories



Temperature and Relative Humidity Sensor

Ideal for measuring environmental test conditions. See page 183.



Footswitch

Connecting directly to the Critical Flow Controller TPK 100i, the Footswitch enables the precise synchronisation of nasal powder device actuation with the onset of flow. See page 183.

TOP TIP

The angle of the impactor can be adjusted to replicate the angle that the nasal powder device may be used at, to investigate device performance under representative conditions. The APSD measurement is unaffected by gravimetric forces.

APSD of Nasal Powders: Test System Component Parts

Next Generation Impactor (NGI)



The test set-up is shown with an NGI but an ACI is equally suitable for the assessment of nasal powders. The Fast Screening Andersen (FSA) impactor is a reduced stack plus filter version of the ACI. As little deposition is expected in the lower stages, the FSA may be used to assess the APSD characteristics of nasal powders.

See page 255 for further information about the FSA.



In addition to the above, the following is needed to complete a fully-operational test set-up for the APSD measurement of nasal powders:

Vacuum Pump

Ideal for the higher, sonic flow rate testing requirements of nasal powders, the High Capacity HCP6 and Super Capacity SCP6 Vacuum Pumps represent the latest in high performance, low maintenance, vacuum pump technology. Our Vacuum Pump range is specifically designed for use in the testing of OINDPs in accordance with pharmacopoeial requirements.

See page 188 for further information about our Vacuum Pump range.



Required for:

Critical Flow Controller (TPK)



Simplify nasal powder test system set-up in accordance with pharmacopoeial recommendations with the Critical Flow Controller series. Positioned between the impactor and vacuum pump, the Critical Flow Controller TPK 100i ensures critical (sonic) flow conditions during testing. It measures and records all parameters required for testing and for controlling flow conditions.

See page 172 for further information about our Flow Controller range.

Required for:

Flow Meter

Used for establishing accurate and consistent inlet flow rate during testing, our range of Flow Meters measure and control flow rates to the accuracy specified by the pharmacopoeias.

See page 184 for further information about our range of Flow Meters.



Required for:

Inhaler Testing Workstation (ITW)

Designed to keep the apparatus organised during testing and improve workflow efficiency, the ITW keeps the cascade impactor and flow meter in position throughout the testing process.

See page 196 for further information.

Recommended for:



Nosepiece Adapter

Special Nosepiece Adapters are available to accommodate the nasal powder device and interface it with the test set-up.

See page 203 for further information.

Required for:



Qualification

GMP regulations require that

- The test methods used to monitor pharmaceuticals must meet proper standards of accuracy and reliability
- Companies should establish procedures to ensure the fitness for use of instruments that generate data supporting product testing

Copley provides a range of qualification documentation, services and tools to meet these requirements.

See page 302 for further information.



Data Analysis Software: Inhalytix™



A flexible and fully validated solution for the entry, analysis and reporting of APSD data for all inhaled products.

User-configurable, the software will accept data from standard and customised cascade impactors and impingers, including the NGI, ACI, MSLI and GTI.

See page 206 for further information about Inhalytix™.

Semi-Automation Tools



Improve efficiency



Reduce variability



Eliminate handling errors



Increase testing capacity



NGI Cup Coater

Standardises the NGI Collection Cup coating application process and guarantees uniformity of the surface coating substance across cups. See page 284.

Recommended for:



Gentle Rocker

Agitates the collection cup tray in a controlled, repeatable manner to ensure complete dissolution of the active drug prior to analysis. See page 287.


Recommended for:



Sample Preparation Unit SPU 200i

Simplifies and automates the drug recovery process from the Induction Ports and Preseparators. See page 290.

Recommended for:



NGI Assistant

A complete system for the drug recovery process from the NGI Collection Cup Tray, Induction Ports and Preseparators, boosting analytical throughput. See page 294.

Recommended for:



Impactor Cleaning System

Standardises cleaning and drying procedures to help ensure the NGI and ACI remain in optimum condition throughout their life. See page 298.

Recommended for:



Related Applications

We also offer a range of equipment for additional nasal powder testing application support:



For better *in vitro-in vivo*
correlation (IVIVC) testing

See page 214

Training, Servicing & Support

We offer a comprehensive range of services from bespoke product design to installation, expert training and technical support, optimising all aspects of pharmaceutical testing from start to finish.



Training

See page 313



Servicing

See page 304



Support

See page 312




Design

See page 312

Ancillaries

This chapter describes the ancillaries required in addition to the Dosage Unit Sampling Apparatus (DUSA) and cascade impactor to make up a fully-operational test set-up for determining the Delivered Dose Uniformity (DDU) and Aerodynamic Particle Size Distribution (APSD) of orally inhaled and nasal drug products (OINDPs).



Breathing Simulators

Used to apply a more clinically representative breathing profile (relative to a constant flow rate) during testing, our range of Breathing Simulators cover the variety of breathing patterns found in neonatal, infant, child and adult physiologies.

See page 156

Flow Controllers

Our Breath Actuation Controller is an electrically-operated, timer controlled, two-way valve specifically designed for testing MDIs, BAIs, MDIs with add-on devices (spacers and valved holding chambers (VHCs), nebulisers, ADIs, nasal sprays and aerosols.

Designed to generate a standardised square-wave breath profile, our Critical Flow Controller is ideal for the routine testing of 'passive' devices such as DPIs, where the drug aerosolisation is dependent on the strength and duration of the patient's inspiration.

See page 172



Flow Meters

Flow rate is a critical parameter in the *in vitro* testing of OINDPs. We offer two Flow Meters with the required range and accuracy to ensure accurate and consistent inlet flow rate during testing; one based on differential pressure, the other on thermal mass measurement. Both units will give similar readings provided they are calibrated and operated correctly.

See page 184



Vacuum Pumps

Driving most inhaler testing systems is the vacuum pump. We offer a choice of three Vacuum Pumps dependent on the system set-up and the capacity required.

See page 188



NGI Cooler


Designed to maintain the integrity of the APSD data of aerolised droplets by eliminating evaporation induced by the thermal mass of the impactor, the NGI Cooler provides a temperature-controlled environment for testing.

See page 194

Inhaler Testing Workstation (ITW)

Providing an 'extra pair of hands', the ITW holds key test equipment in place during testing. Available with attachments to support both DDU and APSD testing, the versatile ITW is the ideal benchtop companion for busy analysts.

See page 196



Glass Expansion Chambers

Ideal for maximising the aerolisation of nasal drug products in the assessment of fine particles by cascade impaction, Glass Expansion Chambers are available for a wide range of nasal drug product applications.

See page 200

Mouthpiece & Nosepiece Adapters

Our high quality silicone Mouthpiece and Nosepiece adapters are available for the most common devices on the market. A custom design service is also available for other devices.

See page 203





Ancillaries

Breathing Simulators

Our range of Breathing Simulators are designed to generate an inhalation and/or exhalation profile that mimics that of a human subject for more clinically representative testing.

Replacing the fixed flow rate normally used for regulatory testing with a breathing profile has become routine in orally inhaled product (OIP) assessment, with more and more laboratories turning to the use of

breathing simulators to measure the effects of different breathing profiles, flow rates and breathing techniques during product development.

Their use has two major applications:



Pharmacopoeial

To assess the DDU of:

1. Nebulisers as per Ph. Eur. 2.9.44 and USP chapter <1601>
2. MDIs when used together with spacers and valved holding chambers, as per USP <1602>



Improving *in vitro-in vivo* correlations (IVIVCs)

To apply more clinically representative conditions during *in vitro* testing so as to generate data that are more relevant to *in vivo* behaviour.



TOP TIP

The use of breathing simulators is supported by the **Quality by Design (QbD)** strategy outlined in ICH Q8, which relies on scoping the potential impact of any variability that may arise from, for example, difference in patient physiology or technique.

Choose your Breathing Simulator

From the generation of simple sinusoidal patterns stated in USP and Ph.Eur. for testing of nebulisers and MDIs with a spacer/VHC to complex user-generated profiles for improving *in-vitro in-vivo* correlations (IVIVCs), our range of versatile Breathing Simulators can be used for a variety of testing applications.

 <p>BRS 100i</p>	 <p>BRS 200i</p>	 <p>BRS 300i</p>
<p>Relevant Applications</p> <ul style="list-style-type: none"> Testing nebulisers Testing MDIs with a spacer/VHC 	<p>Relevant Applications</p> <ul style="list-style-type: none"> Testing nebulisers Testing MDIs with a spacer/VHC Improving IVIVCs for MDIs with a spacer/VHC and nebulisers: <ul style="list-style-type: none"> With Filter Holder and Adapter (DDU) With Impactor and Mixing Inlet (APSD) Improving IVIVCs for nasal products 	<p>Relevant Applications</p> <ul style="list-style-type: none"> Limited testing of nebulisers Testing MDIs with a spacer/VHC Improving IVIVCs for MDIs and DPIs: <ul style="list-style-type: none"> With DUSA for MDI/DPI (DDU) With Impactor and Mixing Inlet (APSD) Improving IVIVCs for nasal products
<p>Volume 0 to 800 mL</p>	<p>Volume 0 - 155 mL 0 - 900 mL</p>	<p>Volume 0 to 5000 mL</p>
<p>Patient Profile Suitability</p> <ul style="list-style-type: none"> Neonate/Infant ✓ Child ✓ Adult ✓ 	<p>Patient Profile Suitability</p> <ul style="list-style-type: none"> Neonate/Infant ✓ Child ✓ Adult ✓ 	<p>Patient Profile Suitability</p> <ul style="list-style-type: none"> Neonate/Infant ✗ Child ✗ Adult ✓
<p>21 CFR Part 11 Compliant ✗</p>	<p>21 CFR Part 11 Compliant ✓</p>	<p>21 CFR Part 11 Compliant ✓</p>
<p>Frequency 12 - 40 bpm</p>	<p>Frequency 6 - 60 bpm</p>	<p>Frequency 6 - 60 bpm</p>
<p>I:E Ratio 1:1, 1:2 or 1:3</p>	<p>I:E Ratio Variable</p>	<p>I:E Ratio Variable</p>
<p>Waveforms</p> <ul style="list-style-type: none"> Sinusoidal ✓ Square ✗ Triangular ✗ User-defined ✗ 	<p>Waveforms</p> <ul style="list-style-type: none"> Sinusoidal ✓ Square ✓ Triangular ✓ User-defined ✓ (flow vs time) 	<p>Waveforms</p> <ul style="list-style-type: none"> Sinusoidal ✓ Square ✓ Triangular ✓ User-defined ✓ (flow vs time)
<p>Profiles</p> <ul style="list-style-type: none"> Inhalation ✓ Exhalation ✓ 	<p>Profiles</p> <ul style="list-style-type: none"> Inhalation ✓ Exhalation ✓ 	<p>Profiles</p> <ul style="list-style-type: none"> Inhalation ✓ Exhalation ✓
<p>Control: Start</p> <ul style="list-style-type: none"> On inhalation ✓ On exhalation ✓ User-defined ✗ 	<p>Control: Start</p> <ul style="list-style-type: none"> On inhalation ✓ On exhalation ✓ User-defined ✓ 	<p>Control: Start</p> <ul style="list-style-type: none"> On inhalation ✓ On exhalation ✓ User-defined ✓



Key Features:



Piston/cylinder arrangement driven by motor with accurate speed and position control



Compatible with MDI Actuation Sensor and Footswitch for coordinated testing



In-line arrangement for convenient test set-up



Intuitive touchscreen control with icon-based menu structure simplifies operation and clearly displays test parameters throughout run



Inlet/outlet port for direct connection to the dose filter holder and nebuliser, spacer or VHC



Breathing Simulator BRS 100i



Ph. Eur. 2.9.44 compliant



USP <1601> and <1602> compliant



ISO 27427:2013 compliant



Touchscreen user interface



MDI Actuation Sensor/ Footswitch remote start capability

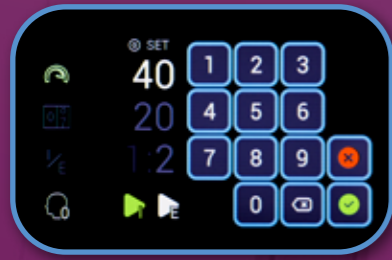


Selectable start position (inhalation or exhalation) for spacers/VHCs



Extensive data output options

BRS 100i: User Interface



Setting a test parameter



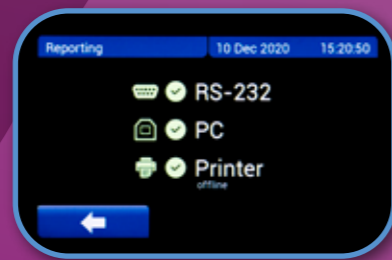
Set v Actual test parameters (before test run)



Set v Actual test parameters (during test run, with test progress bar and enhanced visualisation of breath status)



Settings menu



BRS 100i connectivity options

BRS 100i: Technical Specifications

Volume	0 to 800 mL (manually adjust)
Frequency	12 - 40 bpm
I:E Ratio	1:1, 1:2 or 1:3
Cycle Number	1 - 9,999 breaths
Waveforms	Sinusoidal
Start	Select start on inhalation or exhalation stroke
User Interface	5 inch, resistive colour touchscreen
Dimensions	460 x 385 x 290 mm (w x d x h)
Connectivity	RS-232 RUN - IN - for MDI Actuation Sensor or Footswitch USB A (for connection with a USB printer) USB B (for connection with a PC)

TOP TIP

The BRS 100i can also be used in place of a standard vacuum pump with a cascade impactor such as the NGI or ACI and a Mixing Inlet to form a simple and inexpensive system for APSD studies utilising more representative patient profiles for MDIs with and without a spacer/VHC.



BRS 100i Accessories



Angle Adapter

Used to angle the device to a position representative of *in vivo* usage.

Reporting

Extensive data output options are available as standard, including direct reporting to a printer or PC.

Reported parameters

- Start with: Inhalation/Exhalation
- I:E Ratio
- Breath frequency (bpm)
- Number of breaths
 - Set
 - Actual



BRS Qualification Kit

Qualification & Maintenance

- Calibration certificate of compliance to Ph. Eur./USP provided as standard
- Comprehensive IQ/OQ/PQ documentation packages and toolkits available
- Qualification Kit available
- Extended Warranty available

Breathing Simulator BRS 100i

Cat. No.	Description
9231	Breathing Simulator Model BRS 100i
1014	BRS 100i Extended Warranty - 1 year
1015	BRS 100i Extended Warranty - 2 years

Accessories

8797	MDI Actuation Sensor
8791	Footswitch
9110	Printer
9117	IQ/OQ Documentation for BRS 100i/200i/300i
9105	Qualification Kit for BRS 100i/200i/300i
9107	Re-calibration of BRS 100i/200i/300i Qualification Kit
9108	BRS 100i Re-calibration Certificate
9122	Angle Adapter

Breathing Simulator BRS 200i



Ph. Eur. 2.9.44 compliant



USP <1601> and <1602> compliant



ISO 27427:2013 compliant



21 CFR Part 11 compliant



Stores and recalls methods



Touchscreen user interface




Extensive data output options



Improved accuracy for infant and neonate profile volume requirements

Key Features:



Compatible with Temperature and Relative Humidity Sensor for measurement of environmental test conditions



2 x piston/cylinder arrangement driven by motor with accurate speed and position control



Compatible with MDI Actuation Sensor and Footswitch for coordinated testing



Quick-Release Connectors included as standard



For inhalation-only profiles, the exhaust port diverts air directly out of the exhaust, instead of back through the device



Inlet/outlet port for connection to the DUSA, Filter Holder and Mixing Inlet



Intuitive 10.1 inch touchscreen control with icon-based menu structure simplifies operation and clearly displays test parameters throughout run



Easily import/export methods and reports



For VHCs, simulate uncoordinated product use by starting the breathing profile on the exhalation portion of the profile

BRS 200i: User Management

The user management feature of the BRS 200i helps ensure data remains compliant with 21 CFR Part 11. Take control of your data and grant appropriate levels of access to users:

Access Level	Permissions
1	Run approved methods
2	Run methods pending approval, and approved methods
3	Configure methods, run approved and pending methods
4	Approve methods
5	Assign user roles, modify system administration settings
6	Unrestricted access to all functions



User login screen



Assigning user access level

With password-protected user logins, each test run is date and time stamped and attributable to that user, providing a clear audit trail.

BRS 200i: Method Management

The BRS 200i offers users a number of different ways to define their chosen breathing patterns:



Choose from one of the pre-set methods





Configure their own

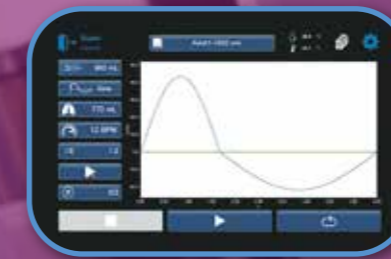




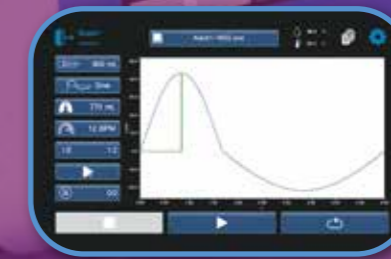
Import a defined breath pattern from an external source



BRS 200i: User Interface



Main run test screen (ready to test)



Main run test screen (test in progress)



Volume/piston selection



Settings menu

BRS 200i: Technical Specifications

Volume	2 cylinders, 2 volumes: 0 - 155 mL, 0 - 900 mL
Frequency	6 - 60 bpm
I:E Ratio	Variable
Waveforms	Sinusoidal, square, triangular, user-defined (flow vs time)
Profiles	Inhalation and/or exhalation
Start	Start on inhalation or exhalation stroke
User Interface	10.1 inch, capacitive colour touchscreen
Connectivity	RS-232 3 x USB A (for import/export of methods and connection with a USB keyboard or mouse) Ethernet - for computer networking Temperature/Humidity Sensor port RUN IN - for MDI Actuation Sensor or Footswitch RUN OUT - to trigger activation of other connected electronic devices

BRS 200i Accessories



NGI Cooler Stand

The NGI Cooler Stand supports interfacing of the NGI Cooler with the BRS 200i, whilst saving precious benchtop space.

See page 195 for further information.

Real-Time Breath Verification Chamber

Enabling measurement and recording of the breathing profile generated through the inhaler during the actual test itself, using the Flow Certifier available in the Qualification Kit. For use with the USP Induction Port only.



Reporting

Extensive data output options are available as standard, including direct reporting to a PC and export to a USB memory stick.

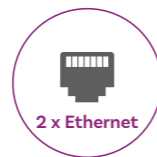
3 standard reports are available; Method Report, Run Report and Audit Report.

1) Method Report and 2) Run Report both report the following parameters:

- Waveform
- Volume (mL)
- Frequency (bpm)
- I:E Ratio
- Start Delay (s)
- Inhalation Duration (s)
- Inhalation Delay (s)
- Exhalation Duration (s)
- Exhalation Delay (s)
- Start with: Inhalation/Exhalation
- Cycles
- Cycle Duration (s)
- Test Duration (s)
- Max. Flow (L/Min)
- Max. Acceleration (L/Min/Min)
- Cylinder Size (mL)
- Method creation information (e.g. Status, Last Modified By) - Method Report only
- Last Run by (e.g. User, Last Run Date) - Run Report only

3) Audit report

All data changes reported with a date and time stamp attributable per user.



Qualification & Maintenance

- Calibration certificate of compliance to Ph. Eur./USP provided as standard
- Comprehensive IQ/OQ/PQ documentation packages and toolkits available
- Qualification Kit available
- Extended Warranty available

Breathing Simulator: BRS 200i

Cat. No.	Description
9176	Breathing Simulator Model BRS 200i
1016	BRS 200i/300i Extended Warranty - 1 year
1017	BRS 200i/300i Extended Warranty - 2 years

Accessories

8976	Temperature and Relative Humidity Sensor
8797	MDI Actuation Sensor
8791	Footswitch
9117	IQ/OQ Documentation for BRS 100i/200i/300i
9115	Qualification Kit for BRS 100i/200i/300i
9107	Re-calibration of BRS 100i/200i/300i Qualification Kit
9109	Real-Time Breath Profile Verification Chamber

Breathing Simulator BRS 300i



Ph. Eur. 2.9.44 compliant



USP <1601> and <1602> compliant



ISO 27427:2013 compliant



21 CFR Part 11 compliant



Extensive data output options



Touchscreen user interface



Stores and recalls methods



Powerful drive system for generating challenging profiles

Key Features:

Compatible with Temperature and Relative Humidity Sensor for measurement of environmental test conditions

Piston/cylinder arrangement driven by motor with accurate speed and position control

Compatible with MDI Actuation Sensor and Footswitch for coordinated testing

Quick-Release Connectors included as standard

For inhalation-only profiles, the exhaust port diverts air directly out of the exhaust, instead of back through the device

Inlet/outlet port for connection to the DUSA or Mixing Inlet

Intuitive 10.1 inch touchscreen control with icon-based menu structure simplifies operation and clearly displays test parameters throughout run

Easily import/export methods and reports

TOP TIP
For VHCs, simulate uncoordinated product use by starting the breathing profile on the exhalation portion of the profile.

BRS 300i: User Management

The user management feature of the BRS 300i helps ensure data remains compliant with 21 CFR Part 11. Take control of your data and grant appropriate levels of access to users:

Access Level	Permissions
1	Run approved methods
2	Run methods pending approval, and approved methods
3	Configure methods, run approved and pending methods
4	Approve methods
5	Assign user roles, modify system administration settings
6	Unrestricted access to all functions



User login screen



Assigning user access level

With password-protected user logins, each test run is date and time stamped and attributable to that user, providing a clear audit trail.

BRS 300i: Method Management

The BRS 300i offers users a number of different ways to define their chosen breathing patterns:

Choose from one of the pre-set methods

Configure their own

Import a defined breath pattern from an external source

BRS 300i: User Interface



Main run test screen
(ready to test)



Main run test screen
(test in progress)



Settings menu

BRS 300i: Technical Specifications

Volume	0 - 5000mL (500 - 5000 mL certified)
Frequency	6 - 60 bpm
I:E Ratio	Variable
Waveforms	Sinusoidal, square, triangular, user-defined (flow vs time)
Profiles	Inhalation and/or exhalation
Start	Start on inhalation or exhalation stroke
User Interface	10.1 inch, capacitive colour touchscreen
Connectivity	RS-232 3 x USB A (for import/export of methods and connection with a USB keyboard or mouse) Ethernet - for computer networking Temperature/Humidity Sensor port RUN IN - for MDI Actuation Sensor or Footswitch RUN OUT - to trigger activation of other connected electronic devices

BRS 300i Accessories

Real-Time Breath Verification Chamber

Providing measurement and recording of the breathing profile generated through the inhaler during the actual test itself, using the Flow Certifier available in the Qualification Kit. For use with the USP Induction Port only.



Reporting

Extensive data output options are available as standard, including direct reporting to a PC and export to a USB memory stick.


3 standard reports are available; Method Report, Run Report and Audit Report.

1) Method Report and 2) Run Report both report the following parameters:

- Waveform
- Volume (mL)
- Frequency (bpm)
- I:E Ratio
- Start Delay (s)
- Inhalation Duration (s)
- Inhalation Delay (s)
- Exhalation Duration (s)
- Exhalation Delay (s)
- Start with: Inhalation/Exhalation
- Cycles
- Cycle Duration (s)
- Test Duration (s)
- Max. Flow (L/Min)
- Max. Acceleration (L/Min/Min)
- Cylinder Size (mL)
- Method creation information (e.g. Status, Last Modified By) - Method Report only
- Last Run by (e.g. User, Last Run Date) - Run Report only

3) Audit report

All data changes reported with a date and time stamp attributable per user.



Qualification & Maintenance

- Calibration certificate provided as standard
- Comprehensive IQ/OQ/PQ documentation packages and toolkits available
- Qualification Kit available
- Extended Warranty available

Breathing Simulator BRS 300i

Cat. No.	Description
9186	Breathing Simulator Model BRS 300i
1016	BRS 200i/300i Extended Warranty - 1 year
1017	BRS 200i/300i Extended Warranty - 2 years

Accessories

8976	Temperature and Relative Humidity Sensor
8797	MDI Actuation Sensor
8791	Footswitch
9109	Real-Time Breath Profile Verification Chamber
9117	IQ/OQ Documentation for BRS 100i/200i/300i
9105	Qualification Kit for BRS 100i/200i/300i
9107	Re-calibration of BRS 100i/200i/300i Qualification Kit
9109	Real-Time Breath Profile Verification Chamber

Ancillaries

Flow Controllers

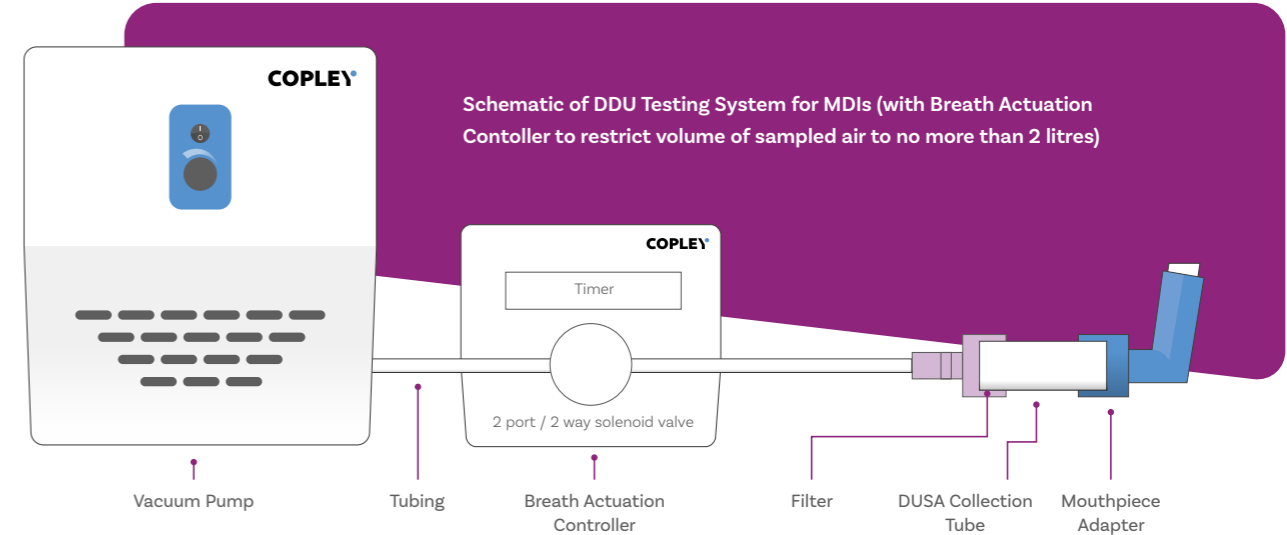
Flow rate and volume of air control are crucial when it comes to the DDU testing and APSD measurement of OINDPs. The use of an appropriate flow controller is vital to comply with the regulatory requirements and streamline the testing, and when creating specific methods which are easy to follow and transfer as required.

The Ph. Eur. and USP require that test flow rate is controlled to within +/-5% of the specified value. This requirement can be met by selecting an appropriate flow control ancillary.

MDIs, MDIs with a Spacer/VHC, BAIs, Nebulisers, ADIs, Nasal Sprays & Nasal Aerosols

Regulatory requirements for these OINDPs call for the control of:

- air flow rate - to a defined constant flow rate or to apply defined breathing profiles. See 156.
- total air volume
- delay/synchronisation to begin sampling at a defined time.



DPIs

In the case of DPIs, flow control is particularly important. Since most DPIs are classified as “passive” devices (i.e. they rely solely on the patient’s inspiration to operate), variations in flow rate can significantly affect device performance. It is therefore a regulatory requirement that critical flow conditions are applied during testing.

The testing of DPIs is further complicated by the fact that devices vary in terms of their resistance to flow i.e. some require more effort to inhale through than others.

Setting the flow rate for the testing of DPIs is more complex than for other types of OINDP. There are three variables which need to be established to determine the breath profile for DPI testing:

Flow Rate (Q)

Inspiration Volume

Critical Flow Control

1. Flow Rate (Q)

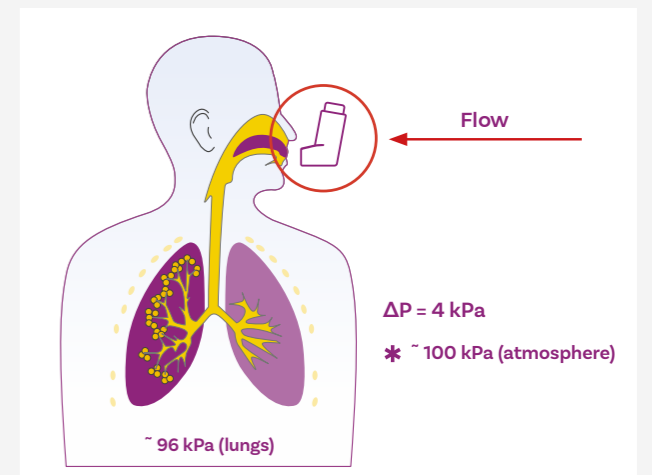
The *in vivo* strength and duration of the user’s inspiration is broadly replicated by the flow rate used and the duration of testing.

To establish the correct flow rate the flow rate required must first be established to produce a pressure drop comparable with that found at the mouth of the user *in vivo* when using the particular inhaler being studied.

Both the Ph.Eur. and USP suggest a pressure drop over the inhaler of 4 kPa as broadly representative of the pressure drop generated during inhalation by patients using DPIs.

The pressure drop created by drawing air through an inhaler can be determined by measuring the absolute pressure downstream of the inhaler mouthpiece and comparing this directly with atmospheric pressure.

Using a flow control valve, it is then a simple matter to adjust the flow rate from the vacuum pump to produce the required pressure drop of 4 kPa and then, by replacing the inhaler with a suitable flow meter, to measure the flow rate, Q, required to produce this pressure drop.



It is this Flow Rate Q, that the pharmacopoeias state should be used for DDU testing and APSD measurement.

The only exception to this criterion is that if the flow required to produce a 4 kPa pressure drop is >100 L/min, as for example in the case of particularly low resistance inhalers, then 100 L/min should be used.

2. Inspiration Volume

Once the flow rate (Q) has been established, it is now necessary to control the volume of air drawn through the inhaler during testing to the 2 or 4 litres per simulated inhalation required by the pharmacopoeias/regulators.

This is to simulate the *in vivo* inspiration volume of the patient and is achieved by introducing a timer-controlled, fast-acting solenoid valve between the test device and the vacuum pump.

TOP TIP

By using a timer to control the time that the solenoid valve is open, it is possible to control the volume of air drawn through the inhaler to achieve the volume specified.

TOP TIP

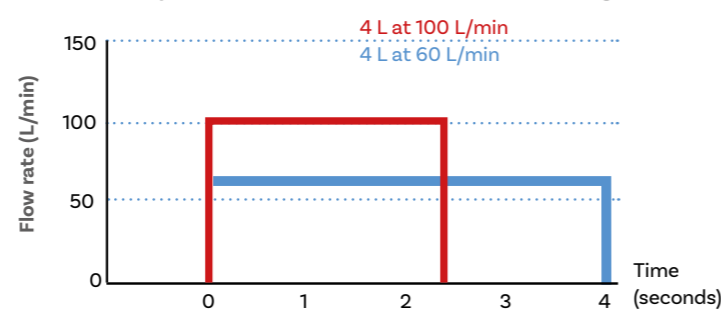
4 litres is considered to be the normal forced inhalation capacity of an average sized male weighing approx. 70kg. In practice, it is not uncommon to widen the scope of the test parameters to cover a broader target patient population, such as geriatrics and paediatrics, as well as those already suffering from pulmonary problems, including typical use and unintentional misuse conditions.

Example Calculation

Volume: 4 litres (Ph. Eur)
 Flow Rate (Q): 100 L/min
Time = Volume * 60/Flow rate
 = 2.4 seconds

Volume: 4 litres (Ph. Eur)
 Flow Rate (Q): 60 L/min
Time = Volume * 60/Flow rate
 = 4 seconds

The relationship between flow rate and test time for DPI testing.



3. Critical Flow Control

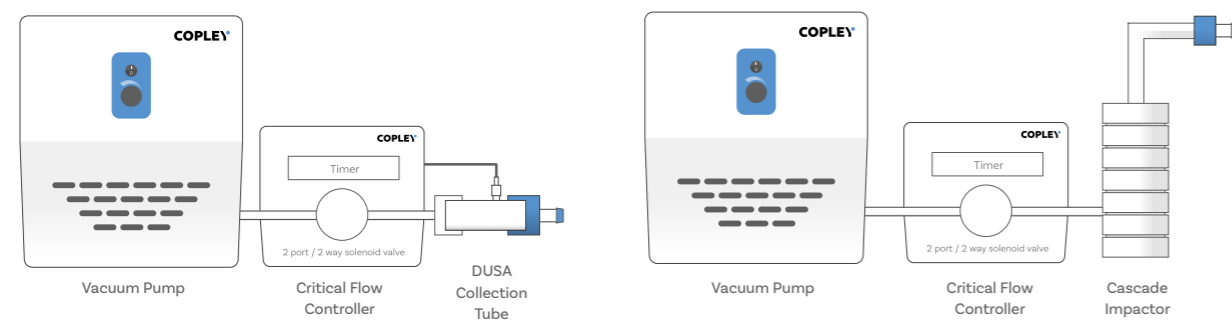
Once the parameters to control the strength and duration of the simulated breathing cycle have been established, there is one final issue to be considered - flow rate stability.

Ensuring stable flow throughout the test is critical to the testing of DPIs, since, as passive devices, they can be sensitive to small changes in flow rate.

An easy way to validate flow rate stability is to ensure that critical (sonic) flow occurs in the flow control valve. This can be confirmed by simply measuring the absolute pressure at a point on either side of the valve.

Providing that the pressure downstream of the valve is less than half of the upstream pressure i.e. that the ratio $P3/P2 \leq 0.5$ then critical (sonic) flow is assured and the flow rate can be assumed to be stable.

Schematic of APSD Measurement System for DPIs



Conforming to the Ph. Eur. and USP specifications for a system that controls the key variables impacting the test conditions for DPIs (as described in the previous

section), our Flow Controllers have become the industry-standard for both DDU and APSD applications.

Choose your Flow Controller




Device Type	BAC 100i/-R	TPK 100i/-R
MDI	Y	Y
MDI with Spacer/VHC	Y	Y
Breath-Actuated MDI	Y	Y
DPI	N	Y
Nebuliser	Y	Y
ADI	Y	Y
Nasal Spray	Y	Y
Nasal Aerosol	Y	Y
Nasal Powder	N	Y



Breath Actuation Controller BAC 100i

- Ph. Eur. and USP compliant
- Simplified workflow with user-guided test set-up
- Integrated timer for control of solenoid valve
- Fully automated *In situ* impactor leak testing
- Extensive data output options
- Intuitive touchscreen control
- Spacer/VHC testing delay function
- Inlet/In-line flow meter modes
- Atmospheric pressure measurement

Key Features:



BAC 100i-R and BAC 100i

TOP TIP

BAC 100i v BAC 100i-R

Two versions of the unit are available. The BAC 100i-R (Reversed) is functionally identical to the BAC 100i but the position of the pneumatic connections are reversed to improve connectivity with other inhaler testing equipment.

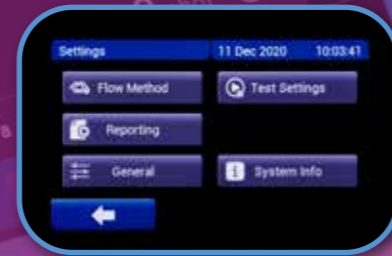
BAC 100i: User Interface



Guided test set up process



Target v Actual test parameters (before test run)



Settings menu



Leak test screen



Flow method screen



Easy setting of delay time

BAC 100i: Technical Specifications

User Interface	Resistive touchscreen
Flow Setting	Manual
Temperature/Relative Humidity Measurement Capabilities	Yes (see page 179)
Auto-Trigger	MDI Actuation Sensor Footswitch
Critical Flow Control	No
Solenoid Valve Opening/Closing Time	25/25 ms
Timer Range	0-600.0s resolution 0.1s
Dimensions	415 x 315 x 250 mm (w x d x h)

BAC 100i Accessories

MDI Actuation Sensor

Enabling precise synchronisation of the MDI actuation with the onset of flow, the MDI Actuation Sensor simply clips on to most commercially available MDI canisters and connects directly to the BAC 100i.

Alternatively, a Footswitch can be used to synchronise the actuation of MDIs, nebulisers, ADIs and nasal aerosols with the onset of flow.

The MDI Actuation Sensor can also be used for the testing of MDIs with a spacer/ VHC in accordance with the specifications laid down in USP Chapter <1602>.



Temperature and Relative Humidity Sensor

The Temperature and Relative Humidity Sensor is designed to provide analysts with accurate data about environmental conditions.

Printer

Connect a compatible printer via the USB connection in the BAC 100i unit for instant test run reports.



Reporting

Extensive data output options are available as standard, including direct reporting to a printer or PC.

Available reports:

- Run test
- Test setup
- Leak test
- Calibration



Breath Actuation Controller BAC 100i

Cat. No.	Description
8975	Breath Actuation Controller Model BAC 100i
8975-R	Breath Actuation Controller Model BAC 100i-R (Inlet Outlet Reversed)
1020	BAC 100i/R Extended Warranty - 1 year
1021	BAC 100i/R Extended Warranty - 2 years

Accessories

8976	Temperature and Relative Humidity Sensor
8797	MDI Actuation Sensor
8791	Footswitch
8766	Printer
8983	BAC 100i Re-calibration Certificate
8752	Flow Time Verification Kit
8753	Re-calibration of Flow Time Verification Kit

Qualification & Maintenance

- Certificate of compliance to Ph. Eur./USP provided as standard.
- Comprehensive IQ/OQ/PQ documentation packages and toolkits available.
- Extended warranty available



Critical Flow Controller TPK 100i



Ph. Eur. and USP compliant



Simplified workflow with user-guided test set-up



User warned if sonic flow conditions are not met




Fully automated *In situ* impactor leak testing



Extensive data output options



'Fly-by-wire' flow control valve - operation can be automated for more efficient and reproducible data



In-line flow measurement accommodated



Intuitive touchscreen control

Key Features:



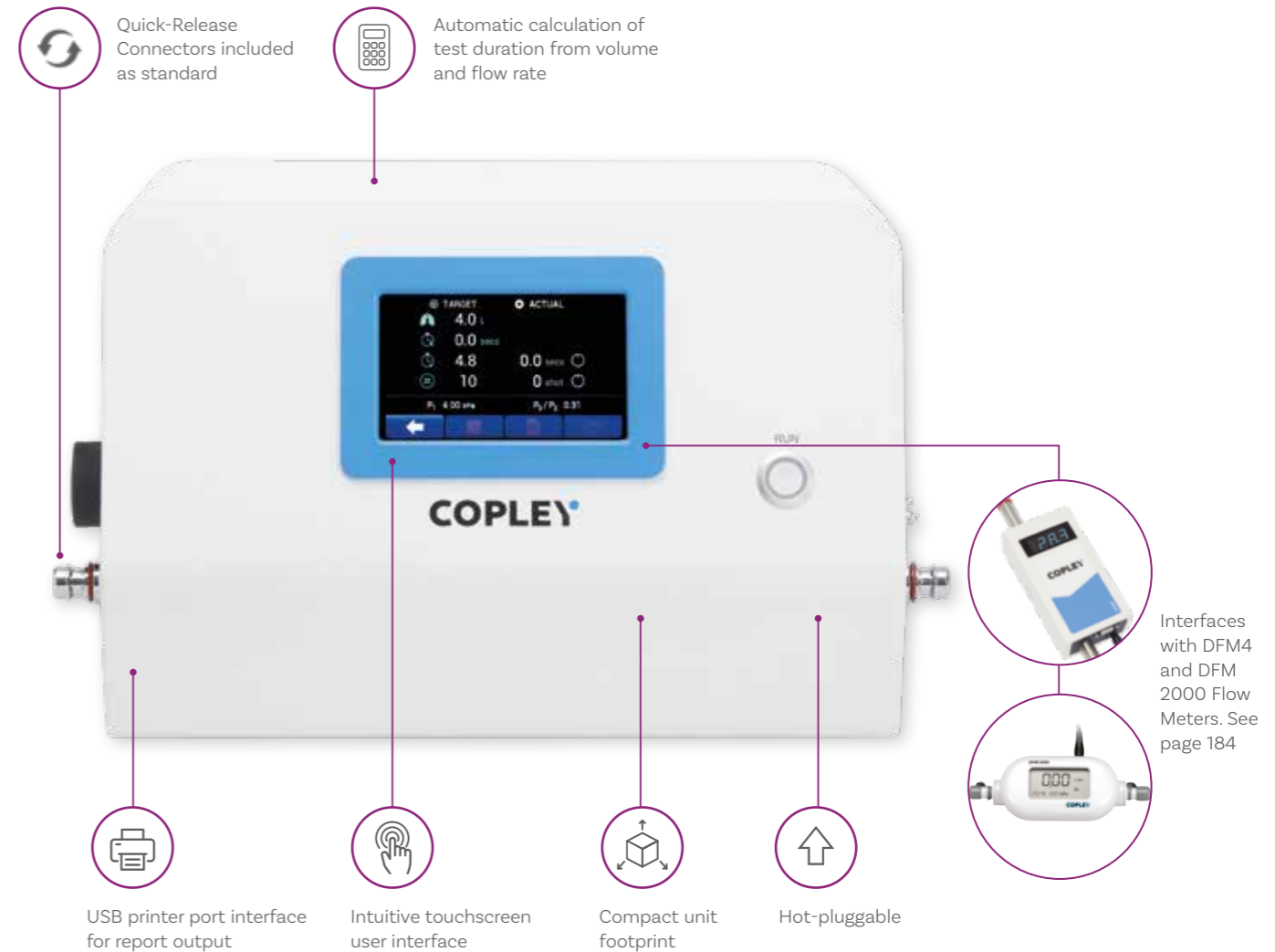
The TPK can also be used as a Breath Actuation Controller (BAC) for testing MDIs with a spacer/VHC and BAIs in accordance with Ph.Eur. 0671 and USP Chapter <1602>.



Quick-Release Connectors included as standard



Automatic calculation of test duration from volume and flow rate



USB printer port interface for report output



Intuitive touchscreen user interface



Compact unit footprint



Hot-pluggable



Interfaces with DFM4 and DFM 2000 Flow Meters. See page 184



TPK 100i v TPK 100i-R

Two versions of the unit are available. The TPK 100i-R (Reversed) is functionally identical to the TPK 100i but the position of the pneumatic connections are reversed to improve connectivity between the TPK and other inhaler testing equipment.



TPK 100i-R and TPK 100i

TPK 100i: User Interface



Guided test set up process



Test set-up report



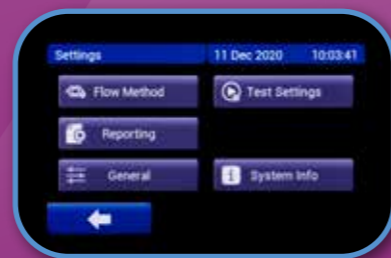
Target v Actual test parameters (before test run)



Leak test screen



Device resistance measurement



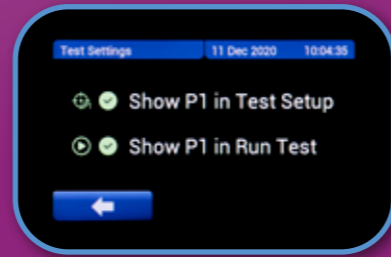
Settings menu



Guided calibration process



Flow method screen



Test settings

TPK 100i: Technical Specifications

User Interface	Resistive touchscreen
Flow Setting	Manual and Automated
Temperature/Relative Humidity Measurement Capabilities	Yes (see page 183)
Auto-Trigger	Footswitch MDI Actuation Sensor
Critical Flow Control	Yes
Solenoid Valve Opening/Closing Time	25 ms / 25 ms
Timer Range	0-600.0s resolution 0.1s
Dimensions	415 x 315 x 250 mm (w x d x h)

TPK 100i Accessories

Temperature and Relative Humidity Sensor

The Temperature and Relative Humidity Sensor is designed to provide analysts with accurate data about environmental conditions.



Footswitch

Enabling precise synchronisation of device actuation with the onset of flow, the Footswitch connects directly to the TPK 100i.

Alternatively, an MDI Actuation Sensor can be used for synchronisation of MDI actuation and the onset of flow.

Printer

Connect a compatible printer via the USB connection in the BAC 100i unit for instant test run reports.

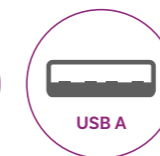


Reporting

Extensive data output options are available as standard, including direct reporting to a printer or PC.

Available reports:

- Run test
- Test setup
- Leak test
- Flow resistance
- Calibration



Critical Flow Controller TPK 100i

Cat. No.	Description
8970	Critical Flow Controller Model TPK 100i
8970-R	Critical Flow Controller Model TPK 100i-R (Inlet/Outlet Reversed)
1018	TPK 100i/R Extended Warranty - 1 year
1019	TPK 100i/R Extended Warranty - 2 years

Accessories

8976	Temperature and Relative Humidity Sensor
8791	Footswitch
8797	MDI Actuation Sensor
8766	Printer
8973	TPK 100i Re-calibration Certificate
8752	Flow Time Verification Kit
8753	Re-calibration of Flow Time Verification Kit

Qualification & Maintenance

- Certificate of compliance to Ph. Eur./USP provided as standard.
- Comprehensive IQ/OQ/PQ documentation packages and toolkits available.
- Extended warranty available

Ancillaries

Flow Meters

Air flow control is critical in the DDU and APSD testing of OINDPs. For many inhaled products, air flow triggers or drives aerosolisation of the formulation and it can therefore have a significant effect on both delivered dose and APSD. Equally importantly, air flow impacts the performance of the test apparatus, notably cascade impactors which are designed to function at a constant air flow rate.

In addition, for some devices, especially DPIs, the air flow through the device provides the motive force for dose delivery; indeed, some breath-actuated/operated devices trigger only when the flow rate through them exceeds a certain value.

DDU Testing

A constant, repeatable flow rate is required throughout testing to ensure conformance with the regulatory requirements and pharmacopoeial specifications.

APSD Measurement

Air flow rate has a direct influence on the aerodynamic performance of cascade impactors. The jet-to-plate distances on most commonly used impactors are fixed. Therefore, as long as the nozzle diameters remain within defined tolerances and there are no leaks in the system, the cutoff diameter of any given stage is directly related to the volumetric flow rate of air passing through it. A change in flow rate results in a change in the aerodynamic particle size characteristics of the stage or stages concerned altering the measured APSD.

Determining Test Flow Rate

Although patient inspiration subjects inhalers to varying flow rates, DDU testing and APSD measurement require a constant volumetric air flow. Within this constraint, flow rates are specified, as far as possible, to reflect the conditions of use. Because of the link between air flow rate and cascade impactor performance, flow meters for OINDP testing must:

1. Be capable of measuring volumetric flow (L/min)
2. Be calibrated for exit flow as opposed to inlet flow

We offer two flow meters that meet these criteria.



The pharmacopoeias specify that test flow rate should lie within +/- 5% of the specified value.

Choose your Flow Meter



Application	DFM4	DFM 2000
Pharmacopoeial	Y	Y
IVVC	N	Y
Inlet Flow	Y	Y
In-line Flow	N	Y

Flow Meter DFM4

Key Features:



- Robust design
- Low flow resistance
- Portable, hand-held device
- Direct measurement of volumetric flow

Calibration kit available for user calibrations

Clear digital display

No inlet filter required

Data connectivity

Technical Specifications

Operation Principle	Differential Pressure (Venturi)
Flow Rate Range	10 - 105 L/min
Resolution	0.1 L/min
Accuracy	+/- 2% of reading or 0.7 L/min (whichever greater)
Flow Resistance	Low flow resistance (1.0 kPa @ 100 L/min)
Volumetric Flow Calculation	Direct measurement of volumetric flow
Inlet Filter	No inlet filter required
Connectivity	Interface to external devices, such as - Breath Actuation Controller BAC 100i - Critical Flow Controller TPK 100i
Reporting	Flow rate and calibrate date via RS-232
Calibrations	Calibration kit available for user calibrations

Qualification & Maintenance

- Calibration certificate of compliance to Ph. Eur./USP provided as standard

Flow Meter DFM4


Cat. No.	Description
8004	Flow Meter Model DFM4

Accessories

5238	Universal Flow Meter Adapter
8061	Re-calibration Certificate for DFM4
8005	Calibration Kit for DFM4
8006	Re-calibration of DFM4 Calibration Kit

Flow Meter DFM 2000

Key Features:



- High accuracy
- Volumetric Mode:**
Calculation of flow rate based on live T/P conditions
- Portable, hand-held device
- Standard Mode:**
Calculation of flow rate based on preset T/P conditions

Clear digital display

Can also be used in-line

Data connectivity

DFM 2000 in Holder of Inhaler Testing Workstation (ITW)

Universal Flow Meter Adapter

Technical Specifications

Operation Principle	Hot Wire Mass Flow
Flow Rate Range	0 - 200 L/min
Resolution	0.1 L/min between 90 and 200 L/min
Accuracy	+/- 2% of reading
Volumetric Flow Calculation	Accurate calculation from in-built T & P sensors
Inlet Filter	Inlet filter required in un-filtered laboratory environment
Connectivity	Interface to external devices, such as - Breath Actuation Controller BAC 100i - Critical Flow Controller TPK 100i
Reporting	Flow rate & calibrate date via RS-232
Calibrations	Factory calibrations only

Qualification & Maintenance

- Calibration certificate of compliance to Ph. Eur./USP provided as standard

Flow Meter DFM 2000

Cat. No.	Description
8764	Flow Meter Model DFM 2000

Accessories

5238	Universal Flow Meter Adapter
8765	Re-calibration Certificate for DFM 2000

COPLEY®

Ancillaries

Vacuum Pumps

We offer vacuum pumps specifically designed for use in the testing of MDIs, DPIs, nebulisers and nasal products in accordance with the specifications laid down in the Ph. Eur. and USP.




Choose your Vacuum Pump

					
	Application	Low Capacity Pump LCP6	High Capacity Pump HCP6	2 x HCP6	Super Capacity Pump SCP6
	MDI	Y	Y	Y	Y
	MDI with Spacer/VHC	Y	Y	Y	Y
	DPI sonic flow with NGI @ > 80 L/Min	N	N	Y	Y
	DPI sonic flow with NGI @ < 80 L/Min	N	Y	Y	Y
	Nebuliser	Y	Y	Y	Y
	ADI	Y	Y	Y	Y
	Nasal Spray	Y	Y	Y	Y
	Nasal Aerosol	Y	Y	Y	Y
	Nasal Powder	N	Y	Y	Y

LCP6 Low Capacity Pump

Key Features:



- Low maintenance
- Advanced sound insulation
- Oil-free
- Self-sealing compound carbon vanes continually adjust so that the pump effectively performs with "as new" efficiency throughout its service life.

Technical Specifications

Type	Rotary Vane
Lubrication Type	Dry
Max. Flow in L/min (unrestricted)	133
Max. Sonic Flow through NGI	N/A
Max. Vacuum Level	<15 kPa
Applications: Nasal	Yes
Nebulisers	Yes
MDIs	Yes
DPIs	No
Routine Maintenance	None
Dimensions (w x d x h)	270 x 335 x 280 mm
Weight (kg)	18.4 kg

Qualification & Maintenance

- Included in IQ/OQ Documentation for Inhaler Testing Systems - see page 309
- Extended Warranty available

LCP6 Low Capacity Pump

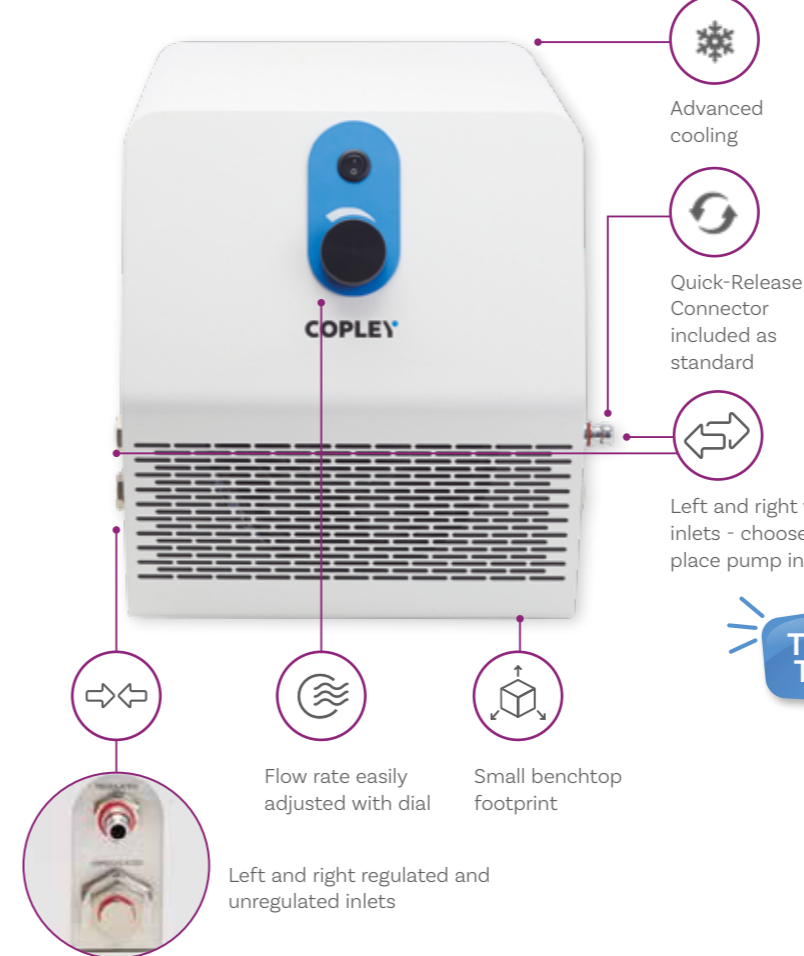
Cat. No.	Description
7923	Low Capacity Pump Model LCP6
1022	LCP6 Pump Extended Warranty - 1 year
1023	LCP6 Pump Extended Warranty - 2 years

Accessories

7904	Overhaul Kit for LCP6
------	-----------------------

HCP6 High Capacity Pump

Key Features:



- Low maintenance
- Advanced sound insulation
- Oil-free
- Self-sealing compound carbon vanes continually adjust so that the pump effectively performs with "as new" efficiency throughout its service life.

TOP TIP

Boost performance

Where the flow rate produced by the HCP6 is still not adequate, it is possible to connect a second HCP6 to the primary pump to give a maximum unregulated flow rate of up to 833 L/min, for example when testing DPIs under sonic flow conditions with the NGI, at high flow rates. Appropriate hose fittings are supplied with all HCP6 units to allow them to be operated in this way.

Technical Specifications

	1 x HCP6	2 x HCP6
Type	Rotary Vane	Rotary Vane
Lubrication Type	Dry	Dry
Max. Flow in L/min (unrestricted)	416	833
Max. Sonic Flow through NGI	80	100
Max. Vacuum Level	<15 kPa	<15 kPa
Applications: Nasal	Yes	Yes
Nebulisers	Yes	Yes
MDIs	Yes	Yes
DPIs	Yes	No
Routine Maintenance	None	None
Dimensions (w x d x h)	322 x 580 x 390 mm	750 x 580 x 390 mm
Weight (kg)	45	90

Qualification & Maintenance

- Included in IQ/OQ Documentation for Inhaler Testing Systems - see page 309
- Extended Warranty available

HCP6 High Capacity Pump

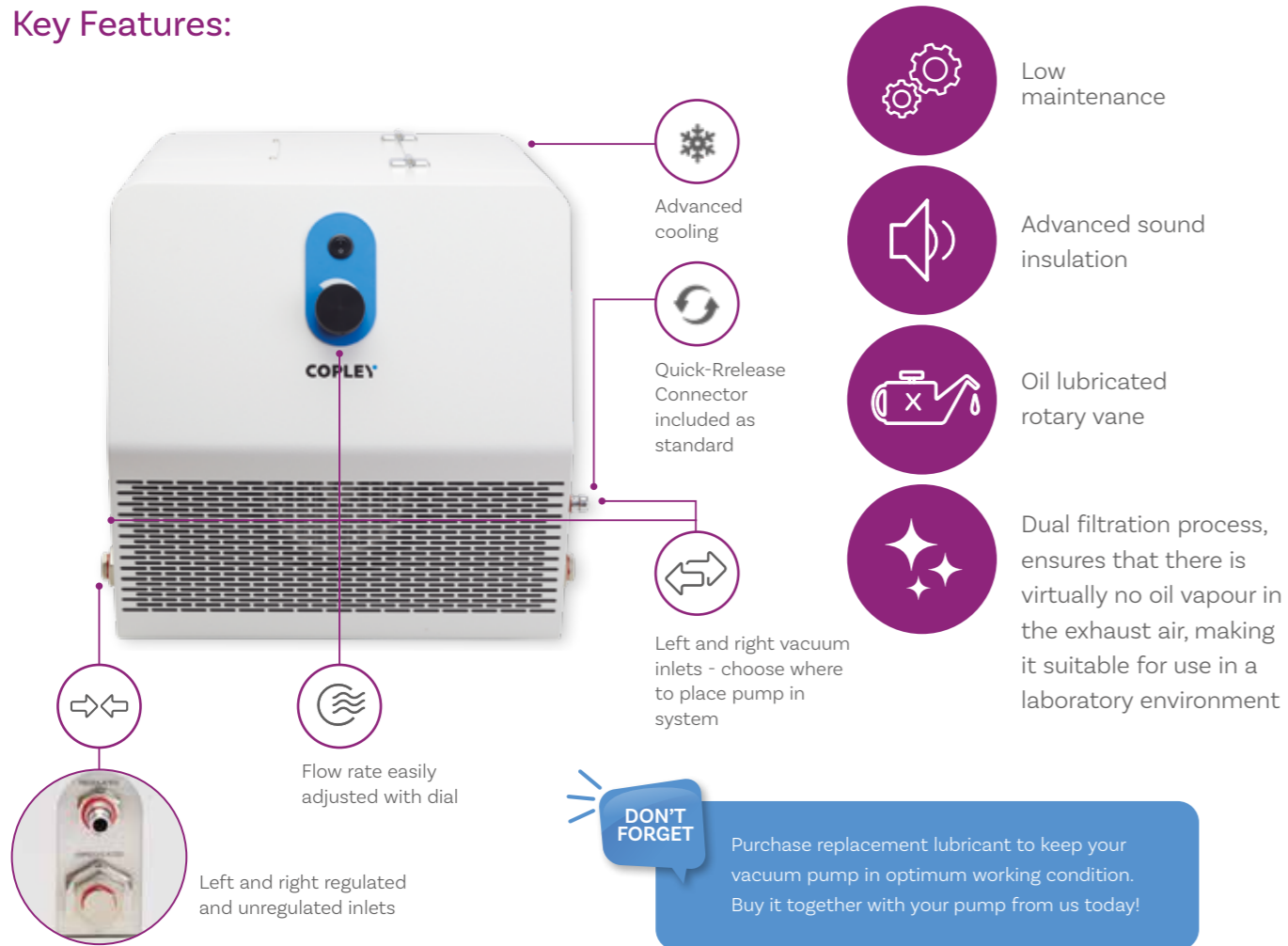
Cat. No.	Description
7921	High Capacity Pump Model HCP6
1024	HCP6 Pump Extended Warranty - 1 year
1025	HCP6 Pump Extended Warranty - 2 years

Accessories

7905	Overhaul Kit for HCP6
------	-----------------------

SCP6 Super Capacity Pump

Key Features:



Advanced cooling

Quick-Release Connector included as standard

Left and right vacuum inlets - choose where to place pump in system

Flow rate easily adjusted with dial

Left and right regulated and unregulated inlets

DON'T FORGET
Purchase replacement lubricant to keep your vacuum pump in optimum working condition. Buy it together with your pump from us today!

- Low maintenance
- Advanced sound insulation
- Oil lubricated rotary vane
- Dual filtration process, ensures that there is virtually no oil vapour in the exhaust air, making it suitable for use in a laboratory environment

Technical Specifications

Type	Rotary Vane
Lubrication Type	Oil
Max. Flow in L/min (unrestricted)	683
Max. Sonic Flow through NGI	100
Max. Vacuum Level	<0.1 kPa
Applications: Nasal	Yes
Nebulisers	Yes
MDIs	Yes
DPIs	Yes
Routine Maintenance	Oil/Filter Change
Dimensions (w x d x h)	423 x 653 x 455 mm
Weight (kg)	71

Qualification & Maintenance

- Included in IQ/OQ Documentation for Inhaler Testing Systems - see page 309
- Extended Warranty available

SCP6 Super Capacity Pump

Cat. No.	Description
7928	Super Capacity Pump Model SCP6
1026	SCP6 Pump Extended Warranty - 1 year
1027	SCP6 Pump Extended Warranty - 2 years

Accessories

7909	Maintenance Kit for SCP6
7913	Replacement Lubricant (5 Litres) and Funnel for SCP5





Ancillaries

NGI Cooler

Exacerbated evaporation caused by the thermal mass of the NGI may be an issue for devices such as nebulisers that deliver the drug as an aerosolised solution. Loss of solvent reduces droplet size, producing artificially low particle size measurements and compromises the integrity of APSD data.

The NGI Cooler is designed to support testing in a temperature-controlled environment, cooling the impactor to 5°C to overcome the issue of droplet size change due to evaporation.



Ph. Eur. and USP compliant




Quiet operation



Precise temperature control

Key Features:



NGI Cooler Accessories

NGI Cooler Stand

Saving precious benchtop space, the NGI Cooler Stand raises the NGI Cooler to eye level making operation convenient for the user, creating an area underneath to place any additional ancillaries and components.



Qualification & Maintenance

- Comprehensive IQ/OQ/PQ documentation packages and toolkits available
- Extended Warranty available

NGI Cooler

Cat. No.	Description
5009	NGI Cooler
1046	NGI Cooler Extended Warranty - 1 year
1047	NGI Cooler Extended Warranty - 2 years

Accessories

9114	NGI Cooler Stand for BRS 200i
5011	NGI Cooler Qualification Documentation
5012	NGI Cooler Qualification Tools
5013	Re-calibration of NGI Cooler Qualification Tools

NGI Cooler: Technical Specifications


Pharmacopoeial Compliance	Ph. Eur. 2.9.44 USP <1601> EPAG recommended
Temperature Range	0 °C and ambient (typically 5 °C to 10 °C)
Temperature Accuracy	± 1.5 °C
Dimensions (w x d x h)	1000 x 500 x 575 mm


Ancillaries


Inhaler Testing Workstation (ITW)


The hub of an inhaler testing system, the ITW is a modular workstation designed to aid handling and manipulation of the various pieces of test apparatus and accessories, improving workflow.


The ITW offers analysts the flexibility to pick and choose the attachments necessary for their test set-up needs. Simply connect the required attachments and start testing with greater ease.


- 

Suitable for DDU testing and APSD measurement applications
- 

Quick-slide attachments for rapid method change
- 

Suitable for both right- and left-handed configurations
- 

Flexible configurations to suit different testing requirements
- 

Stable and secure platform for test components
- 

Supplied with quick-release connectors for easy interfacing

ITW: DDU Testing

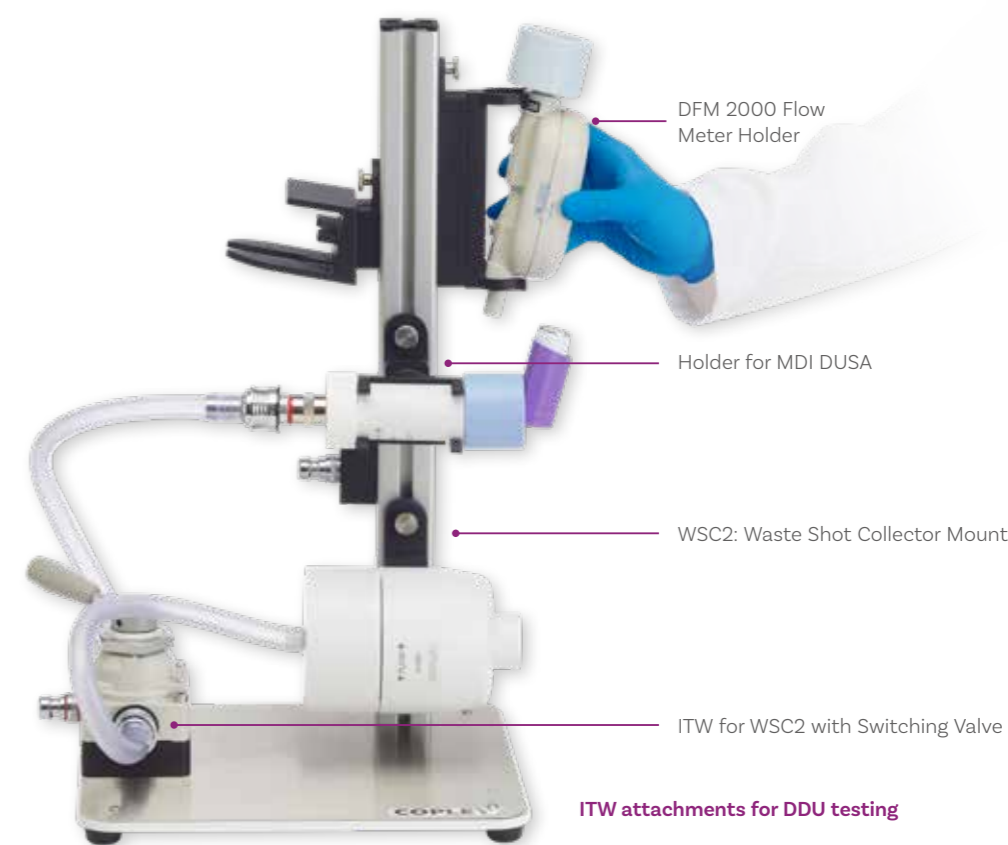
The ITW keeps the DUSA collection tube, vacuum connection, flow meter and waste shot collector (WSC2) in place during the testing process.



Rotatable DUSA holder enables easy manipulation of the sampling apparatus



Quick-release connectors



ITW attachments for DDU testing



Holder for DUSA Filter Holder



DFM4 Flow Meter in Holder



Tubing attachments ensure the workstation remains organised

ITW: APSD Measurement

The ITW provides a stable support for the impactor during testing, together with the flow meter.



ITW attachments for APSD measurement

Also compatible with:



Multi-Stage Liquid Impinger (MSLI)



Fast Screening Andersen (FSA)

Inhaler Testing Workstation (ITW)

Cat. No.	Description
8120	Inhaler Testing Workstation - Baseplate and Upright
8125	Inhaler Testing Workstation for WSC2 with Switching Valve
8136	ITW Holder for ACI Base
8135	ITW Holder for DFM 2000
8134	ITW Holder for DFM4
8132	ITW Holder for DPI DUSA
8131	ITW Holder for MDI DUSA
8133	ITW Holder for MDI/DPI Filter Support Cap
8137	ITW Holder for USP Induction Port
8130	ITW QR Tube Holder

Spare/Additional Tubing



A variety of tubing is available to provide connections between the various components making up the inhaler testing system. The 3 mm tubing is designed to provide the connection between the DUSA for DPIs and Critical Flow Controller.

Tubing

Cat. No.	Description
5015	10 mm i.d. PVC Tubing (per metre)
5016	16 mm i.d. Wire Reinforced PVC Tubing (per metre)
5017	3 mm i.d. PVC Tubing (per metre)

Quick-Release Connectors



Quick-Release Connectors are provided as standard with various pieces of equipment. Additional connectors can be purchased if required in two sizes, 13 mm and 16 mm designed for use with 10 mm i.d. and 16 mm i.d. tubing respectively.

Quick-Release Connectors

Cat. No.	Description
5026	13mm Quick-Release Connector - 3/8" threaded QR Male
5027	13mm Quick-Release Connector - 1/2" threaded QR Male
5028	16mm Quick-Release Connector - 3/8" threaded QR Male
5029	16mm Quick-Release Connector - 1/2" threaded QR Male

Ancillaries

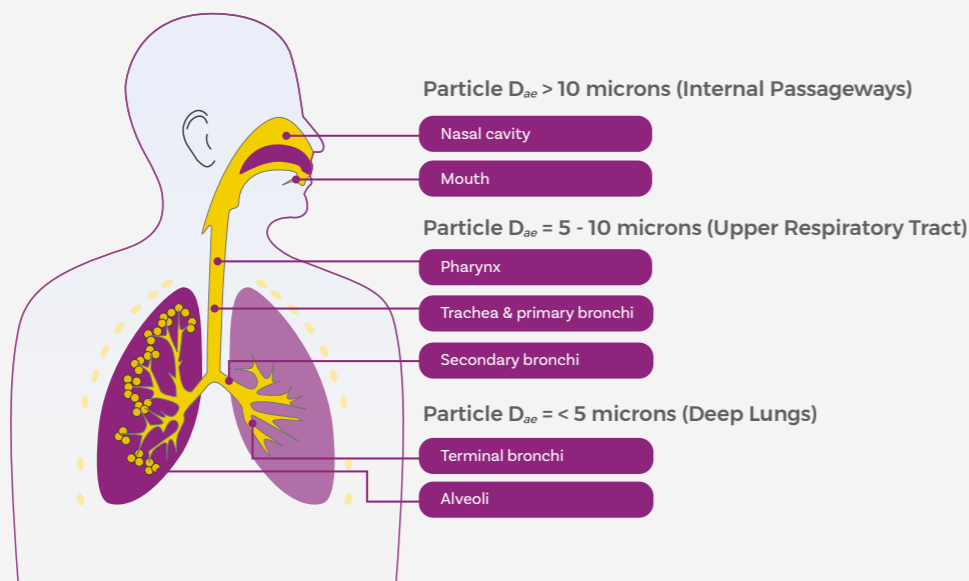
Glass Expansion Chambers

The majority of nasal products are designed to generate droplets/particles with a mass median aerodynamic diameter (MMAD) of greater than 10 to 20 microns. This is to increase nasal deposition and minimise deposition in the lungs.

However, most sprays deliver a proportion (typically <5%) of fine droplets in the <10 micron range. It is important to quantify this Fine Particle Dose (FPD) since it can penetrate beyond the nasal tract and into the lower respiratory tract or lungs, which may be undesirable.

Cascade impactors are designed to capture particles in the range 0 to 10 microns and are widely used for this application.

Broad characterisation of nasal drug particle deposition within respiratory system



The use of a cascade impactor in conjunction with a high volume expansion chamber is used to measure the amount of drug in small particles or droplets in respect of nasal sprays and aerosols.

In accordance with the draft guidance, we offer a range of glass expansion chambers to meet these requirements.



FDA compliant



3 chamber sizes available



Certified volume



Special nosepiece adapters are available for the entry port to accommodate the different types of nasal devices

Key Features:



ACI and NGI adapters available for airtight connection between outlet port of expansion chamber and impactor



Representative testing: entry port at 30° to outlet port for insertion of nasal device

TOP TIP
After validation, it may be appropriate to use a reduced impactor stack (e.g. Stage 0 = >9 microns, Stage 2 = 4.7 to 9 microns, Stage F = 0.0 – 4.7 microns of an ACI at 28.3 L/min).

ACI with Glass Expansion Chamber

We offers three sizes:



1 L chamber: to maximise drug deposition below the top stage of the impactor (i.e. for nasal aerosols)



2 L chamber: to maximise aerosolisation and impactor deposition (i.e. for nasal sprays)



5 L chamber: for powerful nasal sprays where increased space is required to generate full plume

Glass Expansion Chamber Accessories

Benchtop Holder for Glass Expansion Chamber

For keeping benchtops tidy and glass expansion chambers safe.



Expansion Chamber to Flow Meter Adapter

For ensuring a proper interface between the Glass Expansion Chamber and flow meter when setting flow rate.

Glass Expansion Chambers

Cat. No.	Description
8950	1000 mL Glass Expansion Chamber
8951	2000 mL Glass Expansion Chamber
8952	5000 mL Glass Expansion Chamber
8953	Volume Verification Certificate for Expansion Chamber
8954	Adapter & Clamp for ACI/FSA*
5217	Adapter & Clamp for NGI/FSI*
8961	Set of 10 O-Rings for Expansion Chamber Adapter
5212	'Quick Clamp' for ACI
8955	Benchtop Holder for Glass Expansion Chamber

* Please specify Aluminium (A), 316 Stainless Steel (S) or Titanium (T) when placing your order.

Ancillaries

Mouthpiece & Nosepiece Adapters

Ensure a proper seal is maintained between the device under test and the sampling apparatus with our range of Mouthpiece and Nosepiece Adapters.

Specially moulded from high quality silicone rubber to ensure superior performance, adapters are available for the more common devices on the market, or can be custom-made for your specific device type.

The adapters are generally transferable between different product test systems, however, there are cases where the inlet diameters may differ between apparatus. Please specify the intended testing system when ordering to ensure the correct size adapter is supplied.


Mouthpiece Adapters

Suffix the letter below to the Cat. No. for listed Mouthpiece Adapters, e.g. 5003C							
C	Easyhaler®	D	Cyclohaler®	E	Handihaler®	F	Diskus®
G	Novolizer®	H	Rotahaler®	I	Turbuhaler®	J	Diskhaler®
K	Respimat®	L	Evohaler®	M	Pari LC Plus®	N	Trudell AeroChamber®
O	Tobi Podhaler®	P	Ellipta®	Q	Rapihaler®	R	Nexthaler®
S	Qvar® Autohaler®	T	K-haler®	U	Airomir® Inhaler	V	PowdAir Plus®

Bespoke Design Available

For any device types not listed above, we offer a custom mouthpiece adapter design service. Simply supply a sample of the inhaler to be tested so that a 'cast' can be taken. This is used to create a moulding tool, which is used to make the mouthpiece adapter.

The tool is then supplied along with the mouthpiece adapter(s) to the user so that it can be reused should any additional mouthpiece adapters be required of that design, in the future.



TOP TIP Standard adapter colour is light blue, but other colours are available on request

Mouthpiece Adapter Accessories

Inhaler Support Accessory

For devices that require extra support, the Inhaler Support Accessory holds the device under test in the correct position throughout testing.



Mouthpiece Adapter Rack

To keep benchtops tidy and mouthpiece adapters organised.

Mouthpiece Adapters

Cat. No.	Description
5003	Custom Mouthpiece Adapter for Induction Port, DUSA, WSC2, Filter Holder and Child Alberta Idealised Throat
5004	Tooling Charge for Custom Mouthpiece Adapter
5237	Custom Mouthpiece Adapter for Glass Twin Impinger and FP Induction Port
8515	Custom Mouthpiece Adapter for Adult Alberta Idealised Throat and Albuterol SCA
9013	Custom Mouthpiece Adapter for PTT 1000

Accessories

Cat. No.	Description
5003X	Inhaler Support Accessory
5003Y	Mouthpiece Adapter Engraving (per Mouthpiece Adapter)
5004	Tooling Charge for Custom Mouthpiece Adapter
5005	Mouthpiece Adapter Rack
5022	Certificate of Conformance for Mouthpiece Adapter Material

Nosepiece Adapters

We offer nosepiece adapters that create a perfect fit between a nasal device and a Glass Expansion Chamber (page 200).

A custom nosepiece adapter design service is available for all nasal product device types. Simply supply a sample of the nasal device and we will create a moulding tool to make the nosepiece adapter. The tool can be re-used if additional nosepiece adapters of that design are required.



Nasal Adapters

Cat. No.	Description
8957	Nasal Aerosol Nosepiece Adapter for Expansion Chamber Inlet
8958	Tooling Charge (per nasal aerosol device)
8959	Nasal Spray Nosepiece Adapter for Expansion Chamber Inlet
8960	Tooling Charge (per nasal spray device)
8956	Expansion Chamber to Flow Meter Adapter
5022	Certificate of Conformance for Nosepiece Adapter Material

Inhalytix™

USP Chapter <601> and Ph.Eur. Chapter 2.9.18 and draft USP Chapter <1604> specify various types of multi-stage cascade impactor that can be used for measuring the drug-specific aerodynamic particle size distribution (APSD) of orally inhaled and nasal drug products (OINDPs).

This process involves quantitative recovery and chemical analysis of the size-fractionated aerosol, typically by High Pressure Liquid Chromatography (HPLC). From the resulting assay a number of important

metrics can be derived that are used to characterise the APSD, in accordance with pharmacopoeial specifications and various FDA and EMA guidance.



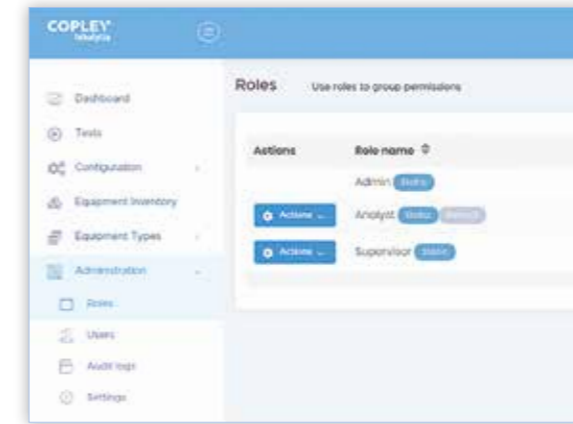
Inhalytix™ data analysis software is a flexible and fully validated solution for the entry, analysis and reporting of the APSD of drug output from all OINDPs. It also serves as a database for laboratory-based cascade impactor inventory and provides for the setting up and running of detailed test methods. User-configurable,

the software will accept data from standard and customised cascade impactors, including the Andersen Cascade Impactor (ACI), Next Generation Impactor (NGI), Fast Screening Impactor (FSI), Fast Screening Andersen (FSA), Glass Twin Impinger (GTI) and Multi-Stage Liquid Impinger (MSLI).

Licensing

Inhalytix™ is available as a three user licence software package, based on named users that can be added or removed by the system administrator. The software is available via PC, server and cloud-based installations, with digital licence keys supplied by email. Additional packages of three users are available and can be added to the system at any time.

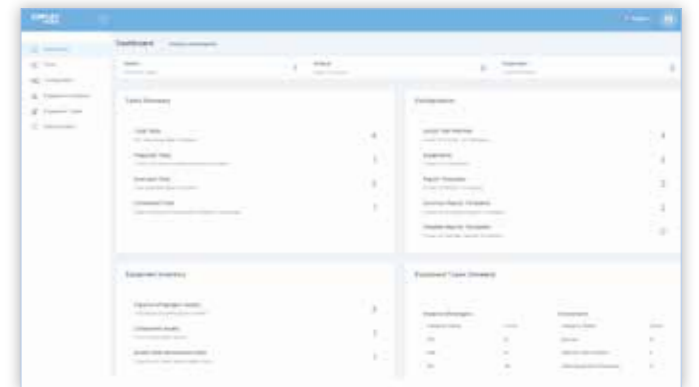
System Characteristics



Quick and easy to install, **Inhalytix™** is 21 CFR part 11 compliant, enabling the creation of users, assignment of multiple roles (typically admin, supervisor and analyst) and access to audit logs, assisting in data monitoring and ensuring data integrity. The software will operate on Windows 7, 8 and 10 operating systems.

System Operation (Configure > Test > Report)

Dashboard: On entering the software the user is presented with a dashboard providing useful information about how the software is being used. This contains information such as the number of analysts and supervisors set up on the system, as well as the total number of tests prepared, executed and completed. It also summarises the number of tests, equipment and report configurations, as well as details of the equipment inventory, databased by type.



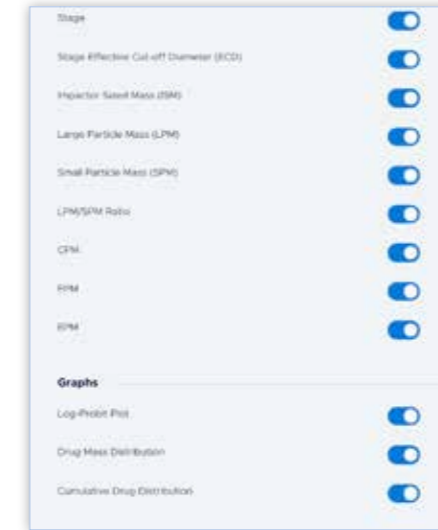
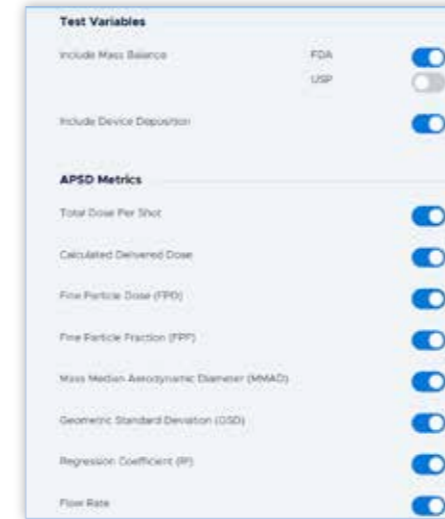
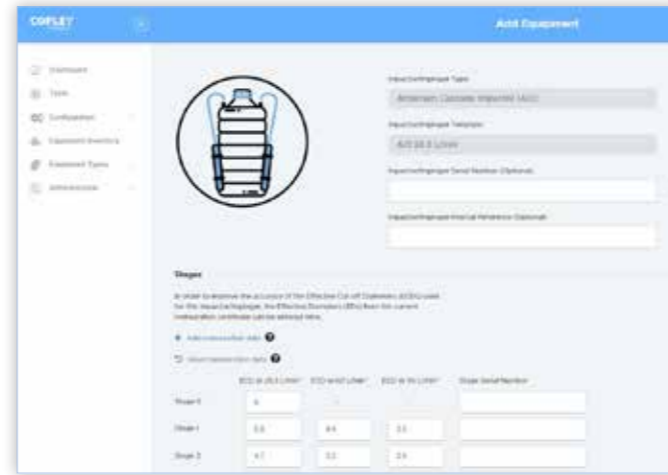
Equipment Types



The software is pre-populated with the most commonly used impactor types for immediate use. However, it is not uncommon for custom versions of cascade impactors to be used in some laboratories. In these circumstances, users can generate bespoke impactor types that can then be stored and recalled for use later. This function may, for example, allow a user to add or remove certain stages from an impactor or add special components to the software, such as modified induction ports.

Equipment Inventory

Keeping track of equipment inventory and associating it with the corresponding inhaler testing data can be a burden. For this reason, the **Inhalytix™** equipment asset library allows users to keep their equipment databased and include equipment-specific data in their testing reports. Not only does this allow users to keep track of equipment, it ensures full traceability by keeping comprehensive records of which specific pieces of equipment were used for each test. Furthermore, the software provides the user with the option to enter impactor-specific mensuration data, allowing the precise calculation of stage cut-off diameters, thereby enhancing the precision and accuracy of test results. The software will also notify users if an impactor is due for stage mensuration.

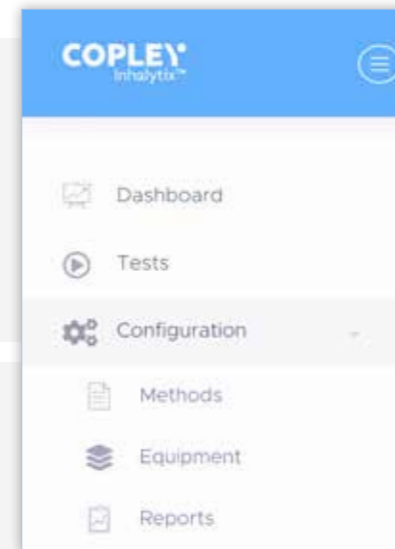


The software allows a high degree of customisation, including both a “Summary” or “Detailed” report template and toggles to turn on or off the reporting of a broad range of metrics. Company logos can be added to the report header if required.

Configuration

Testing of different drug products requires different methods to be in place, different equipment to be used and different metrics to be calculated. This configuration takes place in three easy steps:

Reports • Equipment • Methods



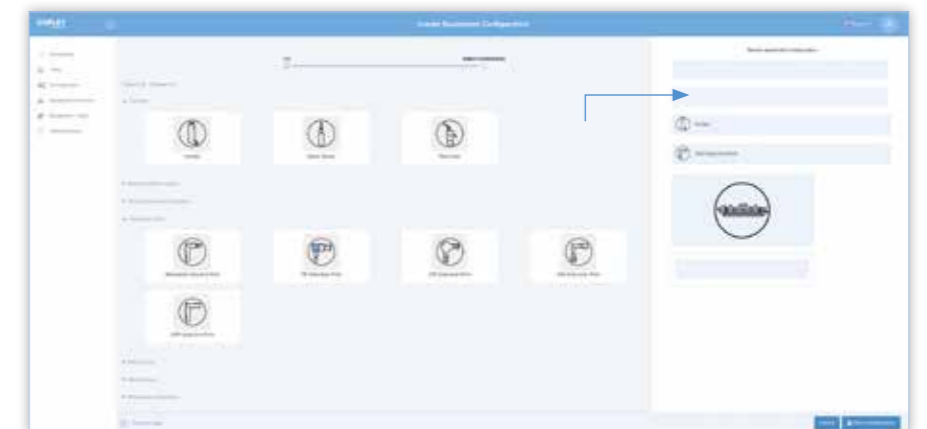
1. Reports

The Reports configuration screen allows users to create tailored report templates, which are then stored and can be paired with different test methods, allowing data to be reported as required.



2. Equipment

The equipment configuration screen allows users to generate specific combinations of impactor/impinger and components to match the equipment configuration described in the testing protocol. Users simply drag and drop the impactor and components of their choice into the equipment configurator. This, for example, could see the combination of an NGI, with external filter holder, NGI preseparator, NGI induction port, mouthpiece adapter and inhaler. The software automatically sorts the components into the correct order and ensures that only viable combinations can be created.



3. Methods



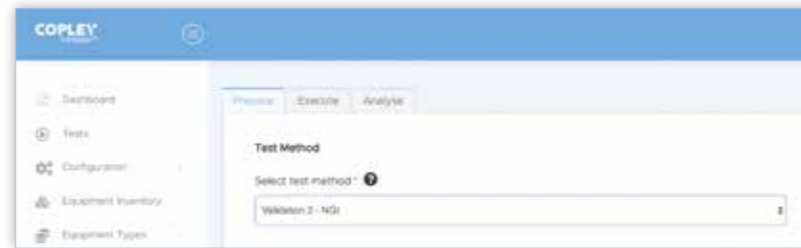
Creating a test method allows the user to combine detailed product information, such as drug components and device details, with equipment and report configurations. Users have the opportunity to define for example stage groupings and fine particle dose (FPD) specifications and to select whether

delivered dose (when testing MDIs, DPIs, ADIs etc.) or drug substance delivery rate (when testing nebulisers) is recorded. Configuring the product specific method is the final step before a user can run a test and analyse their results.

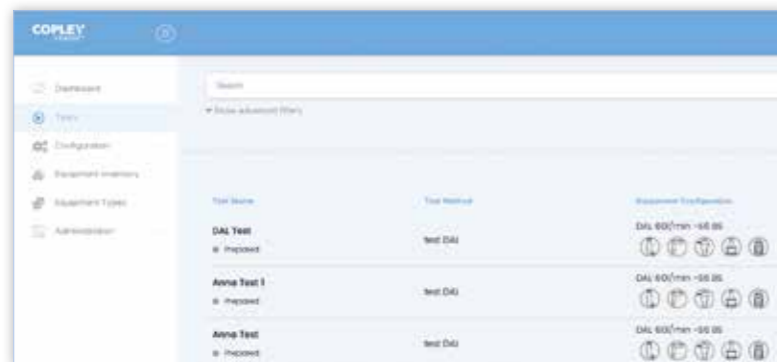
Tests

Once the necessary report, equipment and test method configurations are in place, the user is ready to enter the data and complete the analysis. This function can be found under the 'Tests' tab. Tests are completed in three steps:

Prepare • Execute • Analyse

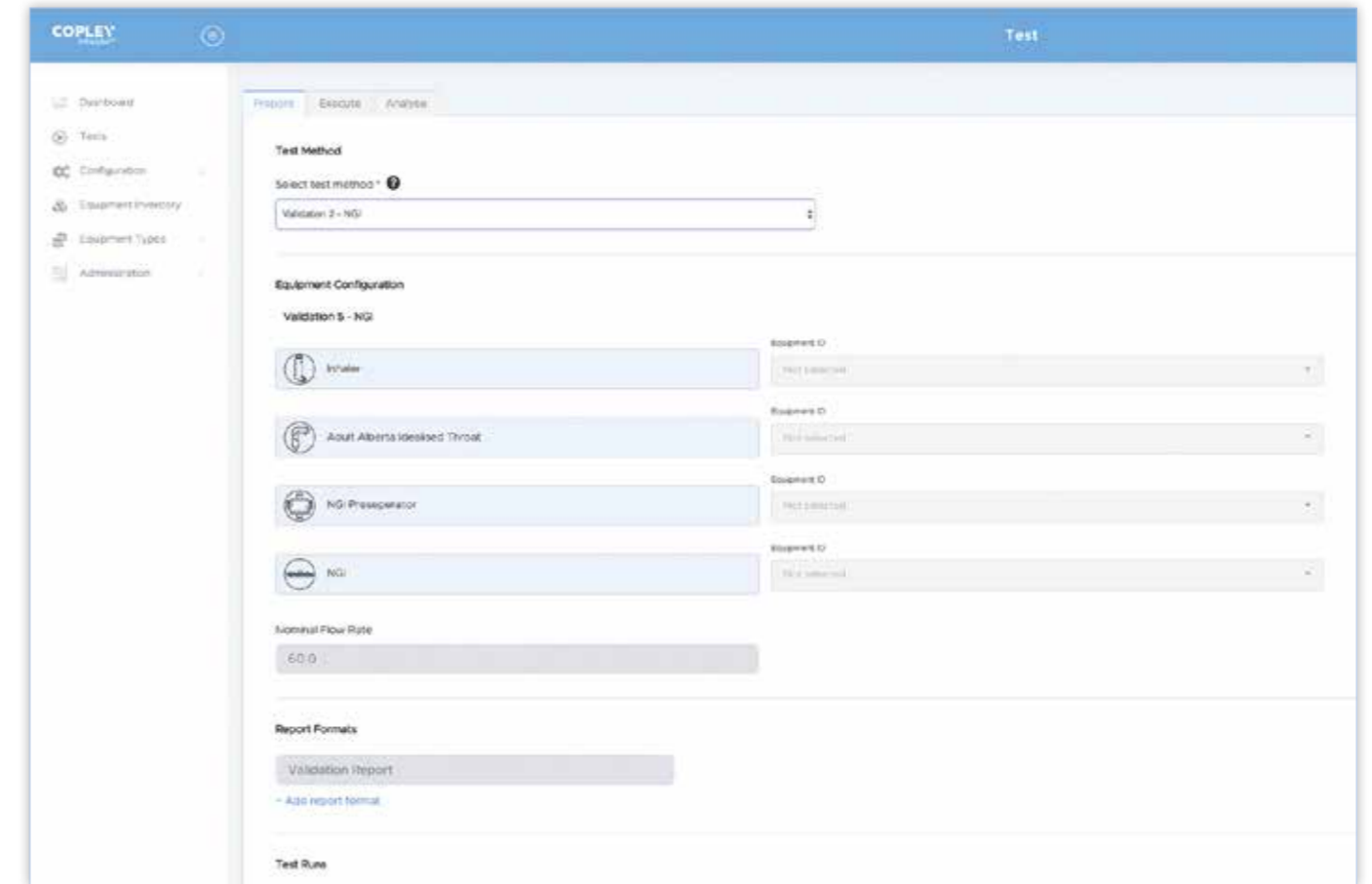


All tests are databased and their current status can be monitored to see if they are at the prepared stage, whether results have been entered or whether they are complete.



1. Prepare

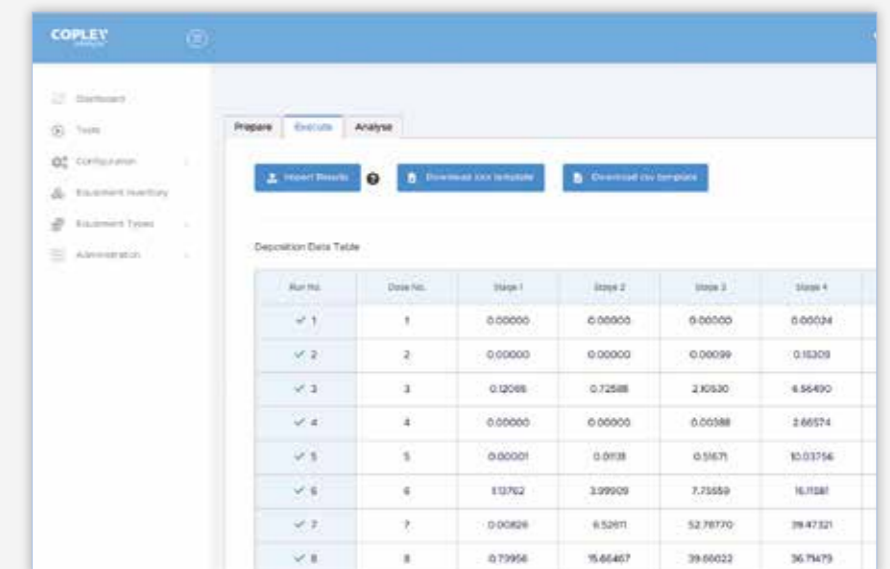
To prepare for a test, users are required to recall the test method relating to the product to be tested. During this step, users will have the opportunity to enter test specific information, including the number of runs to be performed.

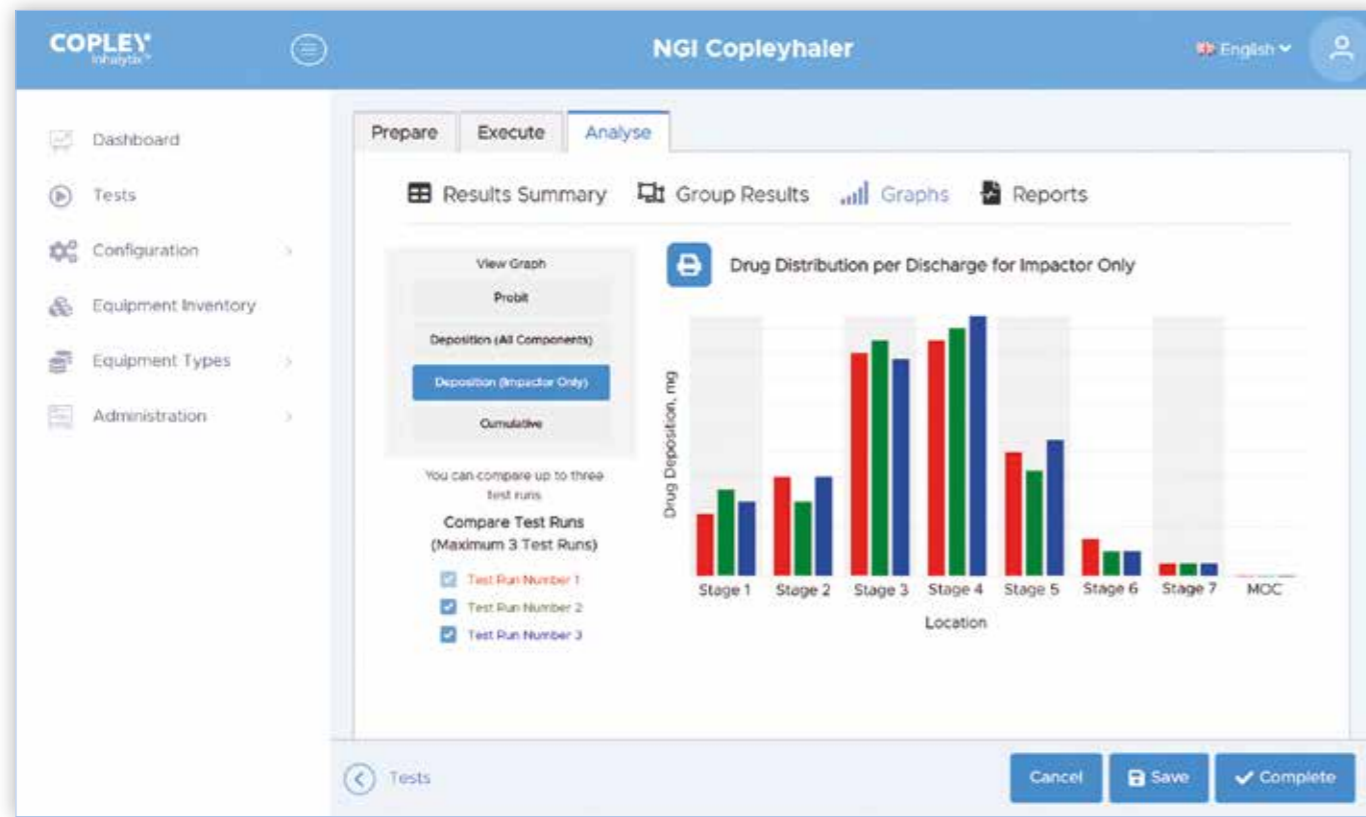


2. Execute

The user then executes the test by entering the number of doses actuated and drug deposition values for each stage of the impactor, as well as any additional components included in the equipment configuration. This process is then repeated for all additional runs. Alternatively, data can be automatically imported from a CSV or XLSX file.

All values are easily displayed in a scrollable table and can be edited at any point prior to analysis, for example when importing data from HPLC software or exporting data for report writing.





Download a free demo from our website at www.copleyscientific.com

3. Analyse

Once all data has been entered or imported the software analyses the data and presents it to the user in the form of:

- **Results Summary** – provides all the key metrics for all test runs in a scrollable table for immediate review.
- **Groups Results** (where used) - displays the drug fractions for each stage or size grouping defined in the method.
- **Graphs** – allows viewing of log-probit plot, drug deposition (by impactor stage/component) and cumulative drug distribution for each run. Also allows the comparison of up to 3 runs from the same test or other tests, so long as the same equipment configuration and data analysis specifications have been set previously.
- **Reports** – allows viewing and printing of standard and customised reports.

Summary of Key Features

- Standardised approach to the analysis of impactor data
- Ph. Eur. 2.9.18 and draft USP <1604> compliant
- 21 CFR Part 11 compliant
- Fully validated with in-built auto-validation protocols
- Supports PC, server and cloud-based installations
- Equipment inventory and test-related database
- Impactor-specific mensuration data log
- Bespoke configurations, methods and reports
- Data import and export capability for use with HPLC software
- Quick 3-step results analysis: **Prepare - Execute - Analyse**
- Runs and/or Tests comparison capabilities

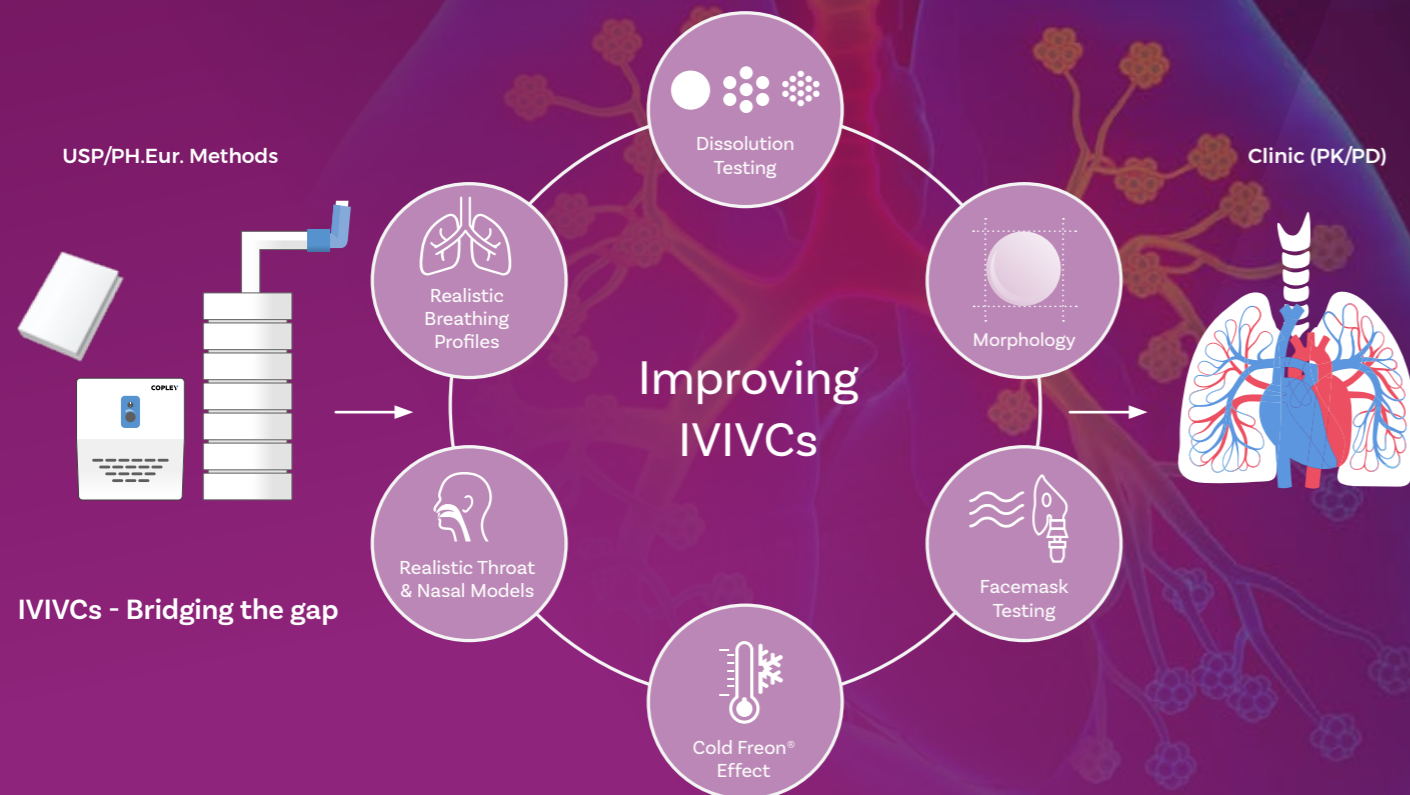
Inhalytix

Cat. No.	Description
8260C	Inhalytix Data Analysis Software (3 user licences) - Cloud
8260P	Inhalytix Data Analysis Software (1 user licence) - PC
8260S	Inhalytix Data Analysis Software (3 user licences) - Server
8261	Additional 3 User Licences for Inhalytix (Cloud & Server)
8263	Annual Support and Upgrade Package (per user)

Improving IVIVCs

Predicting the pharmacokinetic and pharmacodynamic (PK/PD) properties of orally inhaled and nasal drug products (OINDPs) using methods such as *in vitro* lung deposition modelling and *in silico* PK modelling can be problematic, given the dynamic nature and complex geometry of the lungs, not to mention the need to consider different lung deposition mechanisms (diffusion, sedimentation, impaction etc.) and patient-to-patient variability.

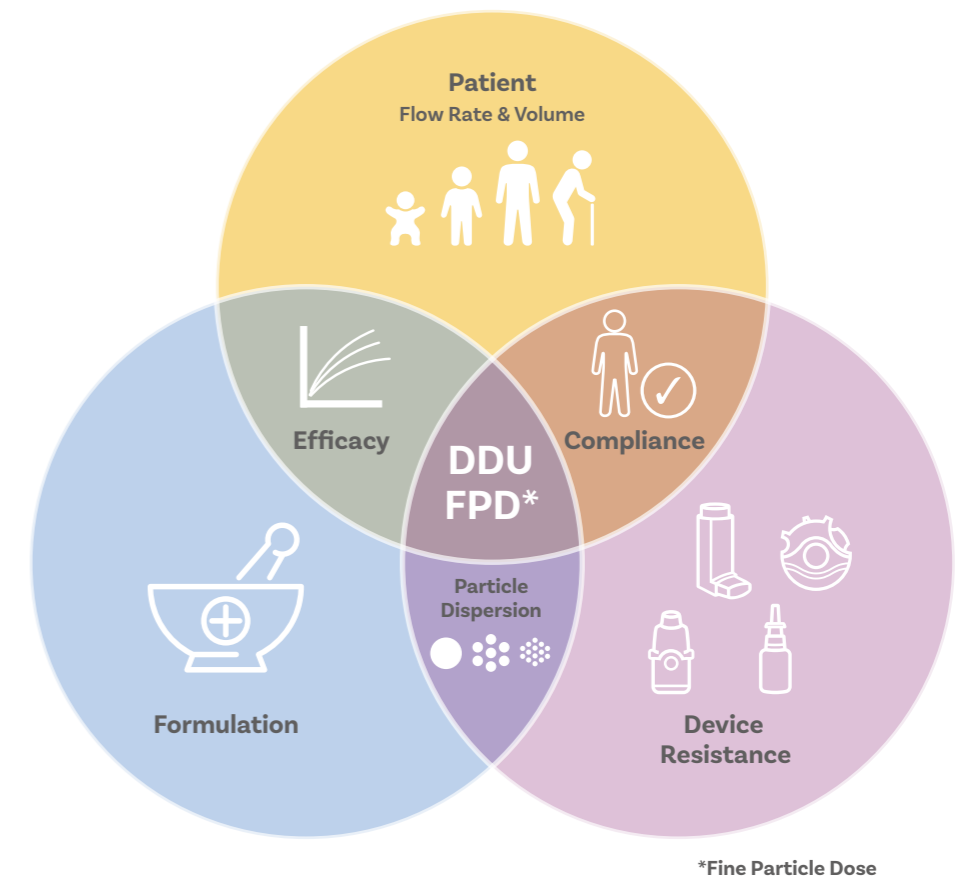
Making a relatively small investment in systems that enhance the clinical realism of standard pharmacopoeial *in-vitro* test set-ups for the delivered dose uniformity (DDU) testing and aerodynamic particle size distribution (APSD) measurement may help bridge the gap between data collected during quality control (QC) testing and *in vivo* performance helping to accelerate and improve research and development (R&D).



IVIVCs - Bridging the gap

Assessing Drug Efficacy

The core *in vitro* tests for OINDPs, for DDU testing and APSD measurement are highly repeatable and validated methods relied upon for product QC. However, in R&D, the requirement is to understand product behaviour better and optimise performance to deliver targeted *in vivo* drug deposition.



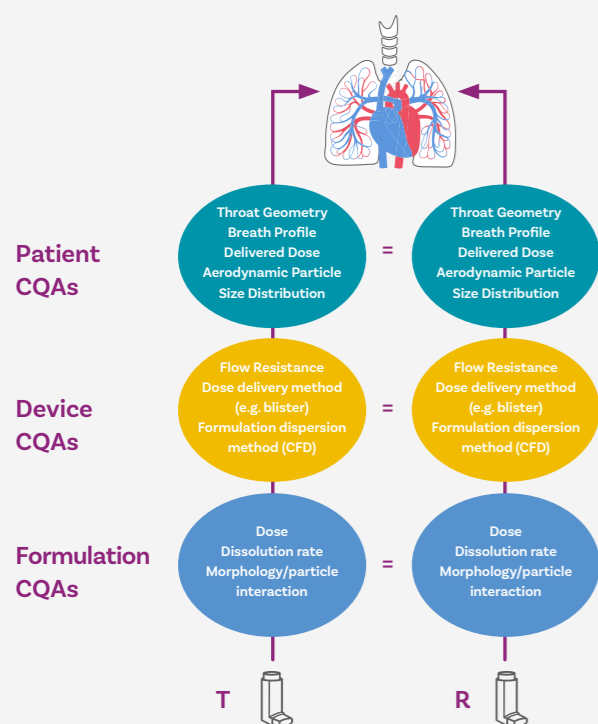
In this environment, accuracy and sensitivity alone do not maximise the utility of *in vitro* testing. Due to the complex interactions between formulation and device and the impact of patient-to-patient variability, identifying robust relationships between product characteristics and clinical efficacy can be challenging - very few good IVIVCs exist for OINDPs.

Demonstrating Bioequivalence (BE)

One way to assess *in vivo* performance is to compare the characteristics of a test (T) OINDP, typically a generic, relative to those of a reference (R) product. Demonstrating bioequivalence between T and R reduces the need for clinical testing providing the *in vitro* tests capture variability in *in vivo* behaviour. Better IVIVCs are therefore important for the robust demonstration of BE, a prerequisite for regulatory submissions for generics.

In a similar way better IVIVCs also support Quality by Design (QbD) which calls for the systemic identification and control of all parameters that have an impact on the clinical efficacy of a drug product. *In vitro* methods are therefore far more useful in QbD studies if they accurately reflect *in vivo* behaviour.

For OINDPs it is possible to identify Critical Quality Attributes (CQAs) relating to the Patient, Device and Formulation. The impact of variability in all of these parameters is necessarily a focus in product development and more easily studied if the clinical realism of *in vitro* test methods is improved.



By Grouping the Critical Quality Attributes (CQAs) based on ‘Patient’, ‘Device’ and ‘Formulation’, a greater understanding of the relative difference between the Test (T) and Reference (R) formulations can be ascertained, accelerating the commercialisation of efficacious products and in the case of generics, a more reliable demonstration of bioequivalence.

Not only this, but this ‘sameness’ method provides a deeper understanding of the performance between different formulations under test. With this additional data, the most promising candidates can be put forward for clinical trials, potentially reducing the risk of clinical trial failure.

Regulatory Guidance

Enhancing the clinical relevance requirements of *in vitro* testing safeguards data quality, patient safety and clinical efficacy.

Despite the slow uptake of a QbD approach to OINDP development, regulators are now beginning to take a more defined position regarding its implementation.

Improving the clinical relevance of *in vitro* tests and *in silico* models is an important area of focus for both the industry and for regulators, largely because of demand for generic OINDPs. This is reflected in the recent investments made by the FDA for the identification, development and validation of clinically relevant *in vitro* testing methods.

Beclomethasone Dipropionate Inhalation Aerosol Draft Guidance (2019)

The FDA has released product specific draft guidance highlighting the use of novel *in vitro* testing approaches for the assessment of Beclomethasone Dipropionate aerosol as an alternate to a comparative clinical endpoint BE study.

The guidance lists additional supportive *in vitro* studies that can be conducted to support and enhance clinical realism and improve IVIVCs. These studies include the use of representative mouth-throat models and breathing profiles; the characterisation of aerosol velocity profiles and evaporation rate; drug dissolution testing; and a full assessment of particle morphology.

Designed to bridge the knowledge gap between *in vitro* and *in vivo* OINDP performance, our range of IVIVC test equipment provides analysts with the tools required to assess test products under conditions that more closely replicate *in vivo* performance for the most representative testing. There are a number of ways to adapt the existing regulatory standard systems to improve clinical realism for all inhaled drug types, as shown opposite.

Methods for Improving IVIVCs

DDU and APSD Testing

Realistic Breathing Profiles

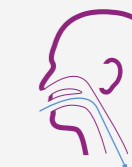
Most OINDPs are routinely assessed using constant air flow rate conditions, which are not representative of the inhalation/exhalation profiles of human subjects. Different patients exhibit different breathing profiles, which may affect the efficiency of drug delivery especially for passive devices such as dry powder inhalers (DPIs).



See page 218

Realistic Throat and Nasal Models

The standard Ph.Eur./USP Induction Port is known to poorly represent aerosol transport through the upper respiratory tract. Using more realistic throat and nasal models enables a more representative assessment of drug delivery to the target site.



See page 220

Dissolution Testing

In vitro dissolution testing is becoming more widely used for optimising efficacy during drug development, ensuring batch-to-batch consistency and in some cases to predict bioavailability *in vivo* and help demonstrate BE.



See page 230

Facemask Testing

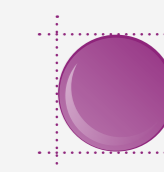
In situations where the user lacks the capability of using a mouthpiece (e.g. small children, the elderly), it is commonplace to use a facemask for inhaled drug delivery. The amount of inhaled drug available to the patient is dependent upon the interface between the facemask and the patient and must be rigorously quantified under representative conditions.



See page 236

Morphology

Profiling the morphological properties e.g. particle size and shape of an inhaled drug formulation may be useful for comparative assessment against a reference drug product notably to assess aerosolisation performance and the extent of deagglomeration. See page 246



Cold Freon® Effect

Users of MDIs and nasal sprays may well be familiar with the “cold Freon®” effect - the inadvertent reaction, such as a cough, to the chilling sensation at the back of the throat following actuation of the device. Caused by impaction of the delivered dose and the rapid evaporation of any remaining propellant, the cold Freon® effect strongly influences the efficiency of drug delivery.



See page 247

Improving IVIVCs

DDU and APSD Testing

Two factors that have been identified as being critical to improving the clinical relevance of DDU testing and APSD measurement are:

Realistic Breathing Profiles



Replacing the existing constant air flow rate conditions used in testing with breathing profiles more representative of the conditions applied by specific patient populations.

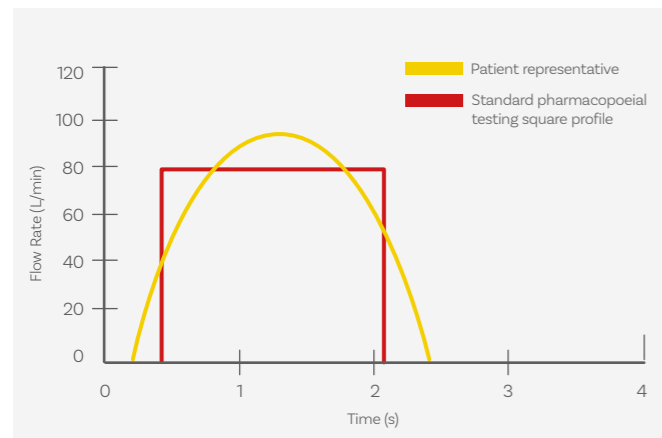
Realistic Throat and Nasal Models



In the case of APSD measurement, replacing the existing Ph.Eur./USP Induction Port with an age-appropriate mouth/throat or nasal model with a more realistic human-like geometry.

Realistic Breathing Profiles

Human beings do not breathe at a constant flow rate. Rather the breathing cycles generated by patients produce a continually varying flow rate - very different to the fixed, steady-state flow rates used during *in vitro* testing. Applying more representative breathing profiles can therefore help to achieve better IVIVCs.



Whilst the use of breathing simulators is currently only specified by regulators for the dose uniformity assessment of MDIs with spacers/VHCs and also for nebulisers, they can be applied to the assessment of other OINDPs in order to improve clinical realism of the impactor-sized mass obtained during APSD measurement.

Furthermore, the dose delivery and aerosol generation/dispersion characteristics of many inhaled products (especially passive devices) are known to be sensitive to flow rate properties, such as acceleration, peak flow and inhaled volume creating an additional incentive for use.



Using data acquired from the clinical use of spirometers, breathing simulators are used to generate representative breathing profiles, offering the chance to more closely assess how factors such as the strength of inhalation and lung capacity can affect the performance for passive devices such as DPIs.

See page 156 for more information about our range of Breathing Simulators.

Mixing Inlet

Applying more representative breathing profiles using a breathing simulator during APSD measurement is complicated by two key issues:

- 1 the impactors used to measure APSD must operate at a constant flow rate
- 2 the test flow rate applied to the inhaler may need to be lower than the minimum calibrated flow rate of the impactor. For example in paediatric studies a representative flow rate may be 10 L/min but the impactor may have a minimum calibrated operating flow rate of 28.3 L/min.




Mixing Inlet (NGI), Mixing Inlet (ACI)

Our Mixing Inlets are designed to allow the cascade impactor to operate at a constant flow rate, whilst permitting a lower fixed or variable rate to pass through the inhaler. Positioned between the induction port/throat/nasal inlet and cascade impactor, Mixing Inlets decouple the flow rate through the device from the air flow drawn through the impactor, enabling more representative testing.

Mixing Inlet

Cat. No.	Description
8328A	Mixing Inlet for ACI, FSA and MSLI (316 Stainless Steel)
8326	ACI to NGI Outlet Adapter
8327	NGI to ACI Outlet Adapter
8329A	Mixing Inlet for NGI and FSI (316 Stainless Steel)
8324	Set of 2 O-Rings for ACI Mixing Inlet
9160	Compressed Air Flow Controller for Mixing Inlet
9164	Air Compressor for Mixing Inlet
9165	Compressed Air Flow Controller Re-Calibration Certificate
9166	Maintenance Kit for Air Compressor



Real-Time Profile Breath Verification Chamber

Breathing Simulator Qualification Tools

We offer an extensive range of qualification tools for our range of Breathing Simulators, including a Real-Time Breath Profile Verification Chamber to measure and record the breathing profile generated. See page 156 further information.

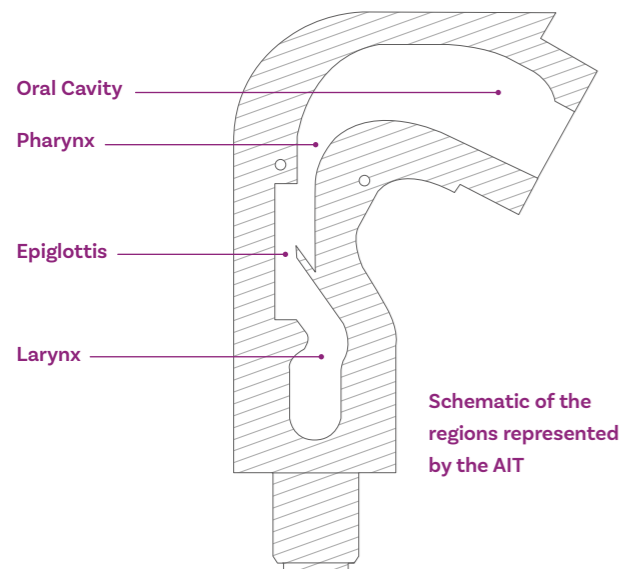
Realistic Throat and Nasal Models

The drug mass sized by the cascade impactor (impactor sized mass) should ideally be representative of the dose that would actually enter the lungs. To achieve this, the induction port or other accessory used to interface the device to the impactor must capture a representative fraction of the dose. Knowledge of the portion of the

dose captured in the throat or nasal airway is essential to understand the dosage delivery characteristics of a given OINDP. In many cases, the portion of the dose collected in the throat or nasal airway represents a significant proportion of the delivered dose.

The throats and nasal models we offer were developed from extensive research into typical patient populations including information provided by CT and MRI scans, direct observation of living subjects and data in the archival literature. Each has a standardised internal geometry more representative of *in vivo* physiology than a standard induction port and suitable for a range of patient profiles. More information and references are available on request.

Alberta Idealised Throat (AIT)



For orally inhaled products (OIPs), the AIT provides analysts with data more representative of measured *in vivo* behaviour, by ensuring that the ISM corresponds with the portion of the aerosol that would likely enter the lungs.

With a standardised, highly reproducible, human-like geometry, the AIT offers robust performance independent of flow rate and is designed to make drug recovery quick and simple.

Two versions of the AIT are available:



Both come complete with mensuration and leak test certificates.

Key Features:



Adult Alberta Idealised Throat (AIT)

Cat. No.	Description
8511	Adult Alberta Idealised Throat (AIT) in Aluminium

Accessories

8512	Alberta Idealised Throat to ACI/FSA Adapter
8513	Alberta Idealised Throat to NGI/FSI Adapter
8514	Flow Meter to Adult Alberta Idealised Throat Adapter
8516	Spare silicone seal for Adult AIT
8518	Leak test Inlet cap and outlet adapter for Adult AIT

Child Alberta Idealised Throat (AIT)

8530	Child Alberta Idealised Throat (AIT) in Aluminium
------	---

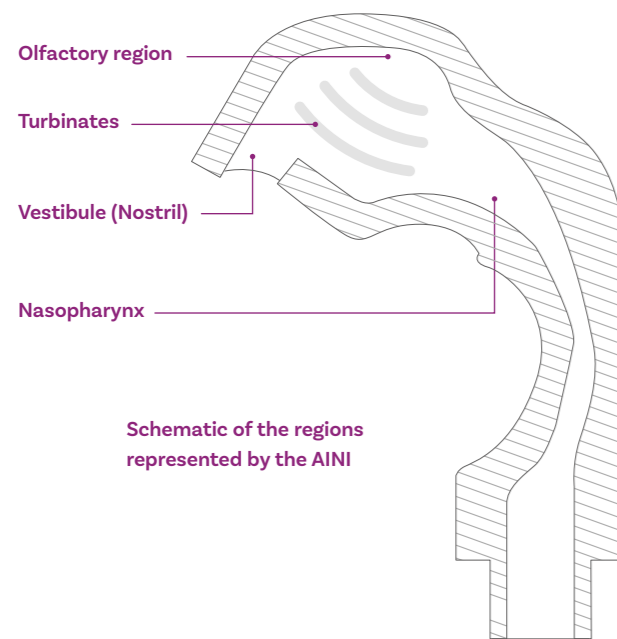
Accessories

8512	Alberta Idealised Throat to ACI/FSA Adapter
8513	Alberta Idealised Throat to NGI/FSI Adapter
8531	Flow Meter to Child Alberta Idealised Throat Adapter
8532	Spare Silicone Seal for Alberta Idealised Throat (Child)
8533	Leak Test Inlet Cap and Outlet Adapter for Child AIT



Different outlet adapters are available for a range of applications

Alberta Idealised Nasal Inlet (AINI)



Understanding and optimising regional deposition is essential to maximise the fraction of drug absorbed via the target pathway and to minimise drug transit to the lungs. For nasally inhaled products, the AINI enables representative testing of the deposition of drug within the nasal airways

Made up of 4 separate parts: vestibule (nostril), turbinates, olfactory region and nasopharynx, the AINI enables representative testing of drug deposition within the nasal airways. The AINI accurately mimics deposition behaviour in each region, allowing the collection of drug samples that reflect the corresponding fraction of the dose for analysis.


The AINI is easily separated into its component parts to enable drug recovery and assay for each individual area. The AINI comes complete with mensuration and test certificates.

Key Features:

- Quick-release clips make internal coating and drug recovery quick and simple
- Idealised geometry representing a range of patient groups
- Smooth, uniform internal geometry for more representative testing to allow for coating and to ensure inter-nasal passageway uniformity
- Seals ensure leak-free testing
- AINI (Closed)
- AINI (Open)
- Olfactory region
- Turbinates
- Nasopharynx
- Vestibule (Nostril)
- Chemically compatible with a range of solvents
- Manufactured from aluminium for durability and to ensure dimensional reproducibility


Alberta Idealised Nasal Inlet (AINI)

Cat. No.	Description
8540	Alberta Idealised Nasal Inlet (AINI) for NGI/FSI
8541	Alberta Idealised Nasal Inlet (AINI) for ACI/FSA
8326	ACI to NGI Outlet Adapter
8327	NGI to ACI Outlet Adapter
8543	Alberta Idealised Nasal Inlet Leak Test Cap and Inlet Adapter



Different outlet adapters are available for a range of applications

Improving IVIVCs: Example Test System for DDU Testing



IVIVC System for DDU Testing of MDIs

- A** Dose Uniformity Sampling Apparatus (DUSA) for MDIs
- B** Inhaler Testing workstation (ITW) DUSA Holder
- C** Mouthpiece Adapter
- D** Breathing Simulator
- E** Alternative dose collection device: DUSA for DPIs
- F** Alternative dose collection device: Filter Holder

Improving IVIVCs - DDU Testing System Components:



Breathing Simulator

With an intuitive touchscreen interface for easy operation, our range of Breathing Simulators are designed to produce breath profiles across a range of ages (paediatric to geriatric) and patient conditions (mild to severe lung impairment).

For further information about the range, see page 156.



In addition to the Breathing Simulator, the following is needed to complete a fully-operational IVIVC test system for DDU testing:

Dose Collection Device

DUSA for MDIs, ADIs and Nasal Aerosols. See page 21.



DUSA for DPIs and Nasal Powders. See page 22.



Filter Holder for MDIs with Spacers/VHCs and Nebulisers. See page 25.



Mouthpiece Adapters

Moulded from high quality silicone rubber, our Mouthpiece Adapters guarantee an airtight seal between the inhaler under test and the test apparatus.



Nosepiece Adapters

Our Nosepiece Adapters interface the nasal device with the test system.



See page 203 for further information




Improving IVIVCs: Example Test System for APSD Measurement



IVIVC System for APSD Measurement of DPIs


- A Compressed Air Source
- B Compressed Air Flow Controller
- C Alberta Idealised Throat
- D Mouthpiece Adapter
- E Mixing Inlet
- F Preseparator
- G Cascade Impactor
- H Breathing Simulator
- I Critical Flow Controller
- J Flow Meter
- K Vacuum Pump



IVIVC System for APSD Measurement of Nebulisers

- A Breathing Simulator
- B Compressed Air Source
- C Mouthpiece Adapter
- D Induction Port
- E Mixing Inlet
- F Cascade Impactor
- G NGI Cooler
- H NGI Cooler Stand
- I Compressed Air Flow Controller
- J Critical Flow Controller
- K Vacuum Pump

Improving IVIVCs - APSD Measurement Test System Components:



Breathing Simulator

With an intuitive touchscreen interface for easy operation, our range of Breathing Simulators are designed to produce breath profiles across a range of ages (paediatric to geriatric) and patient conditions (mild to severe lung impairment).

For further information about the range, see page 156.



Mixing Inlet

Decoupling the flow rate through the device from the air flow drawn through the impactor, the Mixing Inlets are needed to enable the cascade impactor to continue to operate at a constant flow rate, whilst allowing a lower fixed or variable rate to pass through the inhaler.



Alberta Idealised Throat (AIT)

With a standardised, highly reproducible, human-like geometry, the AIT offers robust performance independent of flow rate and is designed to make drug recovery quick and simple. Adult and child (6-14 years) versions are available.



Alberta Idealised Nasal Inlet (AINI)

Mimicking nasal drug deposition behaviour in the nostril, turbinates, olfactory region and nasopharynx, the AINI helps users to identify the fraction of the drug absorbed via the target pathway and realistically evaluate any unintended drug transit to the lungs.



In addition to the Breathing Simulator, Mixing Inlet and a realistic throat/nasal model, the following is needed to complete a fully-operational IVIVC test system for APSD measurement:



Cascade Impactor

Forming the basis of most systems used to measure APSD, a choice of cascade impactors is available depending on device type and application. See page 82 for further information about our range of Cascade Impactors.



Vacuum Pump

Our Vacuum Pump range represents the latest in high performance, low maintenance, technology and is specifically designed for use in the testing of OINDPs. See page 188 for further information about our Vacuum Pump range.



Critical Flow Controller

Positioned between the cascade impactor and vacuum pump, the Critical Flow Controller TPK 100i ensures critical (sonic) flow conditions during IVIVC testing. This ensures changes to balancing flow from the compressed air supply do not affect the cascade impactor flow rate. See page 172 for further information about our Flow Controller range.



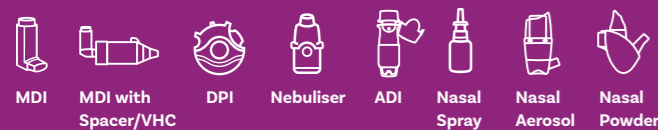
Flow Meter

Used for establishing accurate and consistent inlet flow rate during testing, our range of Flow Meters measure and control flow within method specification. See page 184 for further information about our range of Flow Meters.



NGI Cooler

Accommodating the NGI both open and closed, the NGI Cooler maintains a temperature-controlled environment throughout testing. Additional space allows for the cooling of extra sets of collection cups, so that multiple tests can be undertaken in quick succession. See page 194 for further information.





NGI Cooler Stand

Saving precious benchtop space, the NGI Cooler Stand raises the NGI Cooler to eye level making operation convenient for the user and creates an area underneath the unit to place any additional ancillaries and components.

See page 195 for further information.

Required for:

Compressed Air Flow Controller

Designed to balance the steady state flow rate entering the impactor, the Compressed Air Flow Controller ensures that the flow rate at the inlet to the induction port is zero prior to starting the test.

Required for:



Air Compressor for Mixing Inlet

To provide supplementary air to the inlet port of the Mixing Inlet via the Compressed Air Controller.

Required for:

Mouthpiece Adapters

Moulded from high quality silicone rubber, our Mouthpiece Adapters guarantee an airtight seal between the inhaler under test and the test apparatus.

Required for:

Nosepiece Adapters

Our Nosepiece Adapters interface the nasal device with the test system.

Required for:

See page 203 for further information



Qualification

GMP regulations require that

- The test methods used to monitor pharmaceuticals must meet proper standards of accuracy and reliability
- Companies should establish procedures to ensure the fitness for use of instruments that generate data supporting product testing



Copley provides a range of qualification documentation, services and tools to meet these requirements.

See page 302 for further information.

TOP TIP



Vertus System interface with Breathing Simulator

For the IVIVC testing of MDIs, nasal sprays and nasal aerosols, interfacing the VertusII/Plus (see page 270) with the Breathing Simulator Model BRS 300i enables full control of the device actuation parameters (e.g. shaking, actuation force) allowing the fully automated application of patient representative profiles. Users can create test methods that fully describe the patient population the product is intended for and thus, create a realistic testing method according to their needs.

Improving IVIVCs

Cat. No.	Description
8328A	Mixing Inlet for ACI, FSA and MSLI (316 Stainless Steel)
8326	ACI to NGI Outlet Adapter
8327	NGI to ACI Inlet Adapter
8329A	Mixing Inlet for NGI and FSI (316 Stainless Steel)
8324	Set of 2 O-Rings for ACI Mixing Inlet
9160	Compressed Air Flow Controller for Mixing Inlet
9161	Compressed Air Inlet Manifold for Mixing Inlet
9162	Compressed Air Inlet Manifold for Mixing Inlet & BRS 100i
9163	Compressed Air Inlet Manifold for Mixing Inlet & BRS 200i/300i
9164	Air Compressor for Mixing Inlet
9165	Re-calibration of Compressed Air Flow Controller
9166	Maintenance Kit for Air Compressor

Improving IVIVCs Dissolution Testing

Due to the small size of inhaled drug particles and their typically highly soluble nature, dissolution has always assumed to be very rapid at the site of action. However, the dissolution of inhaled drugs is complicated by a number of issues and is becoming an area of increasing interest for regulators. For example, there is concern that variability between patient groups in the amount and composition of lung and nasal fluid may affect drug uptake. It is important to highlight the value of inhaled dissolution as a BE tool, with the potential to discriminate between formulations of the same drug(s).

Designing a standardised dissolution test method relevant to the lungs is not easy because of the small amount of aqueous fluid involved and the presence of endogenous surfactants. Currently, there are no official dissolution test methods specifically for inhaled products.

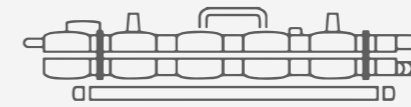
One of the main problems facing the developers of such methods is the identification and segregation of that part of the total emitted dose actually reaching the target site (as opposed to the whole dose) in a form readily adaptable to conventional dissolution testing techniques.



The small amount of aqueous fluid and surfactant found in the lung make it extremely difficult to mimic inhaled dissolution testing *in vitro*. Marques, Loebenberg and Almukainzi (2011) list five of the most simulated lung fluids in Table 11 of their article 'Simulated Biological Fluids with Possible Application in Dissolution Testing'. Read it to find out more.

We offer a range of equipment designed for particle selection, dose collection and dissolution testing, to help analysts identify, segregate and assess the dissolution characteristics of inhaled drug products.

1. Particle Selection



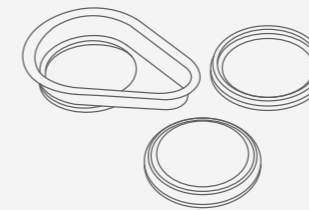
Next Generation Impactor (NGI)

or



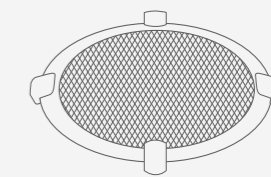
Anderson Cascade Impactor

2. Dose Collection



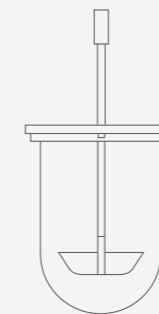
NGI Dissolution Cups

or



Watchglass/PTFE Assembly

3. Dissolution Testing



Standard USP Dissolution Tester

1 & 2. Particle Selection & Dose Collection

Next Generation Impactor (NGI)

A modification of the standard NGI Collection Cup, the NGI Dissolution Cup and Membrane Holder enables size-fractionated particles from an aerosol cloud to be collected and tested using a conventional tablet dissolution tester.

NGI Dissolution Cups

The NGI Dissolution Cup differs from the standard cup in that it has a 50 mm removable insert in the impaction area.

- 1 Particle sizing is carried out in the conventional manner.
- 2 Following collection, the insert is carefully removed from the cup.
- 3 The insert is covered with a pre-punched 55 mm diameter polycarbonate membrane and secured in position in a Membrane Holder, using a ring, to form a sealed "disc" or "sandwich".
- 4 The Membrane Holder is then placed in a conventional Dissolution Tester, such as Copley's DIS 800i and tested in a manner similar to the 'Paddle Over Disc' method described in the Pharmacopoeias.



NGI Dissolution Cup and Membrane Holder

Andersen Cascade Impactor (ACI)

Following a similar technique to that used for the NGI, with the ACI the drug is instead captured directly onto the membrane prior to analysis.

- 1 A 76 mm polycarbonate membrane is applied to the collection plate prior to particle sizing
- 2 Particle sizing is carried out in the conventional manner
- 3 The membrane is inverted and sandwiched between the glass and PTFE surfaces of the Watchglass/PTFE Assembly (traditionally used for transdermal patches).



Watchglass/PTFE Assembly for use with ACI

NGI Dissolution Cups

Cat. No.	Description
6001	NGI Dissolution Cup and Membrane Holder (each)
6002	55 mm Punch
6004	Pack of 100 Polycarbonate Filters (0.1 micron x 76 mm diameter)
6005	Spare Set of O-Rings

ACI with Membrane

Cat. No.	Description
6003	Watchglass/PTFE Assembly for use with ACI (each)
6004	Pack of 100 Polycarbonate Filters (0.1 micron x 76 mm diameter)


3. Dissolution Testing

We offer USP Method 2 dissolution testers for use with the NGI and ACI Membrane Holders.

Further details about our range of dissolution testers can be found in our sister brochure "Driving Results in Pharmaceutical Testing".



The following is needed to complete a fully-operational test system for inhaled dissolution dose collection:



Cascade Impactor

Use of a cascade impactor allows size fractionated particles from an aerosol cloud to be collected for testing.

For further information about our range of Cascade Impactors, please see page 82.

Vacuum Pump

Our Vacuum pump range represents the latest in high performance, low maintenance technology and is, specifically designed for use in the testing of OINDPs.

See page 188 for further information about our Vacuum Pump range.



Flow Controller

Suitable for controlling air flow rate across the range required for OINDP testing reproducibility and the ease of method transfer, reducing potential sources of data variability.

See page 172 for further information about our Flow Controller range.

Flow Meter

Used for establishing accurate and consistent inlet air flow rate during testing, our range of Flow Meters measures and controls flow within method specification.

See page 184 for further information about our range of Flow Meters.



Mouthpiece Adapters

Moulded from high quality silicone rubber, our Mouthpiece Adapters guarantee an airtight seal between the inhaler under test and the test apparatus.

Required for:



Nosepiece Adapters

Our Nosepiece Adapters interface the nasal device with the test system.

Required for:

See page 203 for further information

Qualification

GMP regulations require that

- The test methods used to monitor pharmaceuticals must meet proper standards of accuracy and reliability
- Companies should establish procedures to ensure the fitness for use of instruments that generate data supporting product testing



Copley provides a range of qualification documentation, services and tools to meet these requirements.

See page 302 for further information.



Improving IVIVCs

Facemask Testing

In many cases, inhaled drug products may be administered using a facemask instead of a mouthpiece. This is often the case for infants and small children and in other situations where the user lacks the capability to use a mouthpiece.

A key factor in determining the amount of inhaled drug available to the patient is the interface between the facemask and the patient. A properly sized mask, firmly placed against the face, for example, will provide the user with far more drug than a poorly fitting equivalent where much of the drug is lost to the environment through leakage.

Due to the important role that a facemask has in transporting the drug aerosol from the device to the patient, further assessment is required in addition to the standard DDU testing and APSD measurement methods routinely applied.

Relevant for two types of devices:



MDIs used with a spacer/VHC and a facemask



Nebulisers used with a facemask

Face Models

A critical component of the test apparatus used for facemask testing is the face model. This should be appropriate to the age group for which the product is intended, e.g. infant, child or adult. Face models should:



Achieve realistic dead space within the mask and at the same time ensure the absence of leaks between the mask and model



Have physiologically accurate soft facial tissue to simulate *in vivo* conditions.



Provide a means of mounting the spacer/VHC or nebuliser such that the facemask is in correct alignment with the face model as in "real-life" conditions.

We offer a range of facemask testing systems for different devices, which seek to address the above requirements, whilst also providing sufficient flexibility

to allow users to utilise their own validated models, if desired. All models are fitted with replaceable face skins.



Filter Holder and Adapter located in a cavity behind the face model's lips

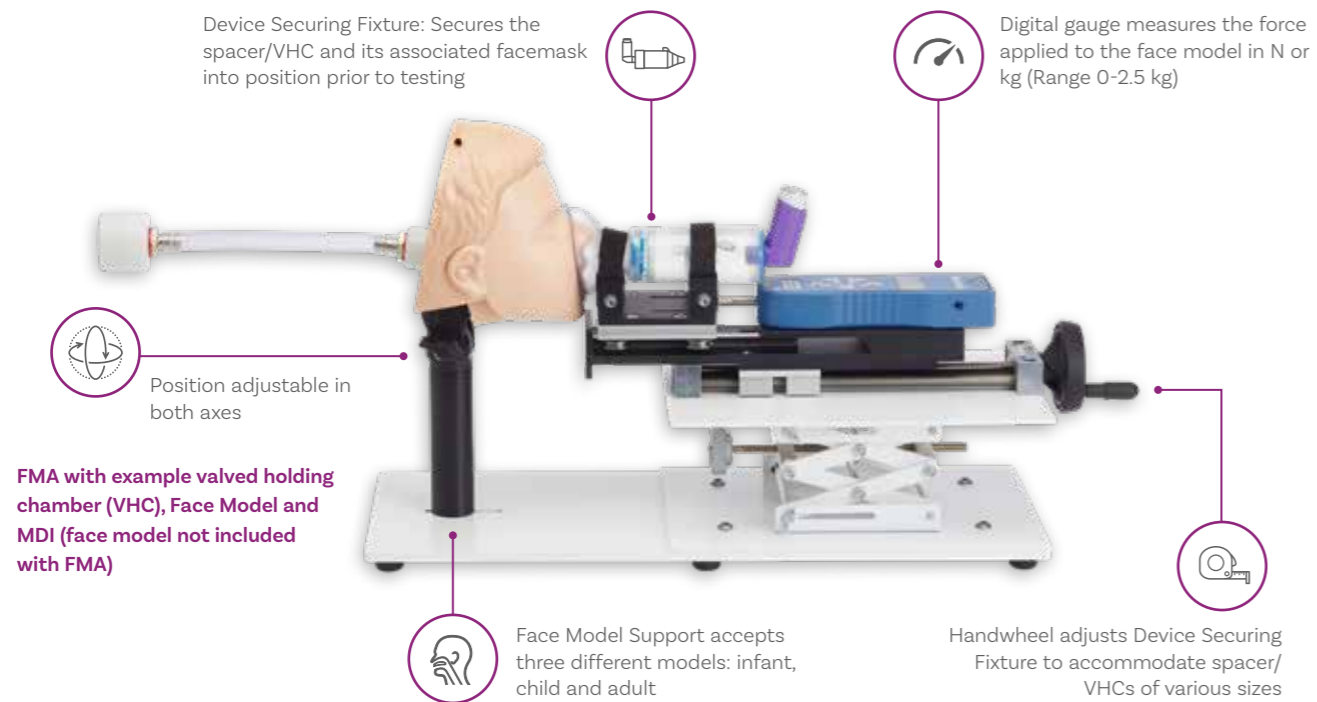
Face Model Products

Cat. No.	Description
9142	FMA/FMS Filter Holder and Adapter for BRS 100i
9143	FMA/FMS Filter Holder and Adapter for BRS 200i/300i
9103	Pack of 100 Filters for Filter Holder
9144	Adult Head and Adapter for FMA/FMS
9145	Child Head and Adapter for FMA/FMS
9146	Infant Head and Adapter for FMA/FMS
9149	Replacement Face Skins for Adult Head (Pack of 6)
9150	Replacement Face Skins for Child Head (Pack of 6)
9151	Replacement Face Skins for Infant Head (Pack of 6)

Test Systems for Assessing Facemask Performance

Two types of apparatus are available, each providing standardised test methods to quantify the effect of using a facemask on drug delivery from the device under test.

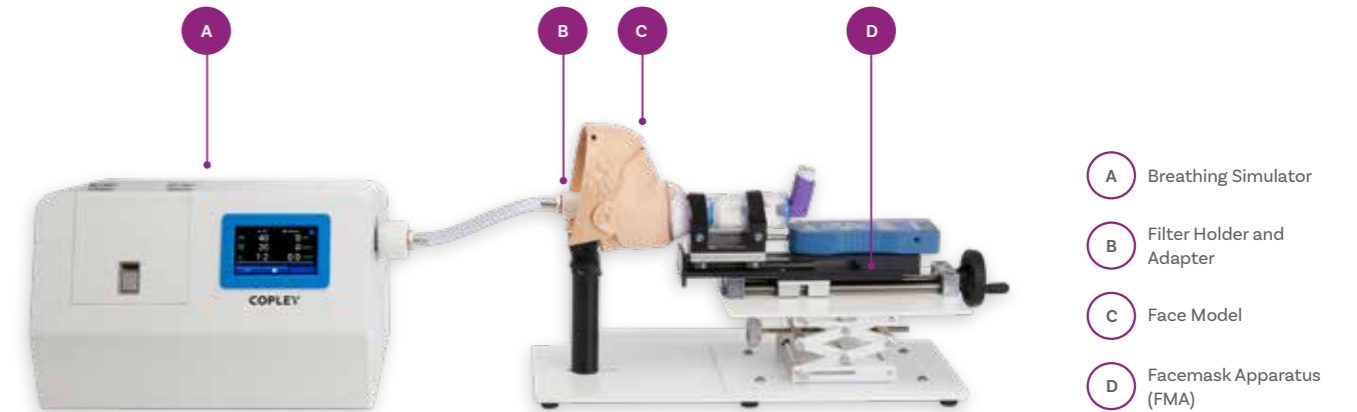
1. Facemask Testing Apparatus (FMA) for MDIs with a Spacer/VHC



Face Model Products

Cat. No.	Description
9141	Facemask Test Apparatus for Spacers & VHCs Model FMA
9142	FMA/FMS Filter Holder and Adapter for BRS 100i
9143	FMA/FMS Filter Holder and Adapter for BRS 200i/300i

FMA: DDU Testing



Products Featured in this System



Facemask Testing Apparatus

The FMA is designed to meet all the critical requirements for assessing the impact of facemasks on performance of MDIs with a spacer/VHC.

In addition to the above, the following is needed to complete a fully-operational DDU test system for assessing the impact of facemasks on the performance of MDIs with a Spacer/VHC:

Face Model

Models are available for all age groups - adult, child and infant. All models are fitted with replaceable face skins which provide flexibility and elasticity similar to real life tissue.



Filter Holder & Adapter

Positioned in the cavity behind the lips of the face model, the holder contains a filter to capture the active drug from the device under test.

See page 25 for further information.


Breathing Simulator

Providing breathing profiles that are more clinically representative than a constant flow rate, the Breathing Simulator BRS 100i is ideal for assessing the impact of a facemask on the DDU of MDIs with a spacer/VHC.

Find out more about our range of Breathing Simulators on page 156.



FMA: APSD Measurement



FMA to NGI Interface Accessory
Please note – the FMA to NGI Interface Accessory is a combination of the base attachment (red line) and the white attachment interface shown in the pop-out bubble



- A Facemask Apparatus (FMA)
- B Face Model
- C Induction Port
- D Cascade Impactor
- E Breath Actuation Controller
- F Vacuum Pump

Products Featured in this System



Facemask Testing Apparatus (FMA)

The FMA is designed to meet all the critical requirements for assessing the impact of facemasks on the performance MDIs with a spacer/VHC.

In addition to the above, the following is needed to complete a fully-operational APSD measurement set-up for testing the performance of MDIs with a Spacer/VHC when used with a facemask.

Face Model

Models are available for all age groups - adult, child and infant. All models are fitted with replaceable face skins which provide flexibility and elasticity similar to real life tissue.



Filter Holder & Adapter

Positioned in the cavity behind the lips of the face model, the holder contains a filter to capture the active drug from the device under test.

See page 25 for further information.



Next Generation Impactor (NGI)

The APSD characterisation of facemask performance should be conducted using an NGI.

See page 82 for further information.

FMA to NGI Interface Accessory

Provides a direct connection between the FMA and Face Model which is mounted onto the inlet of the NGI Induction Port.



Flow Controller

Suitable for setting flow rate and sampling time delays, as well as controlling inhaled volume, our range of Flow Controllers improve testing reproducibility and the ease of method transfer, reducing potential sources of data variability.

See page 172 for further information about our Flow Controller Range.

Flow Meter

Used for establishing accurate and consistent inlet flow rate during testing, our range of Flow Meters measure and control flow within method specification.

See page 184 for further information about our range of Flow Meters.



Vacuum Pump

Our Vacuum Pump range represents the latest in high performance, low maintenance, technology, and is specifically designed for use in the testing of OINDPs.

See page 188 for further information about our Vacuum Pump range.



Qualification

GMP regulations require that

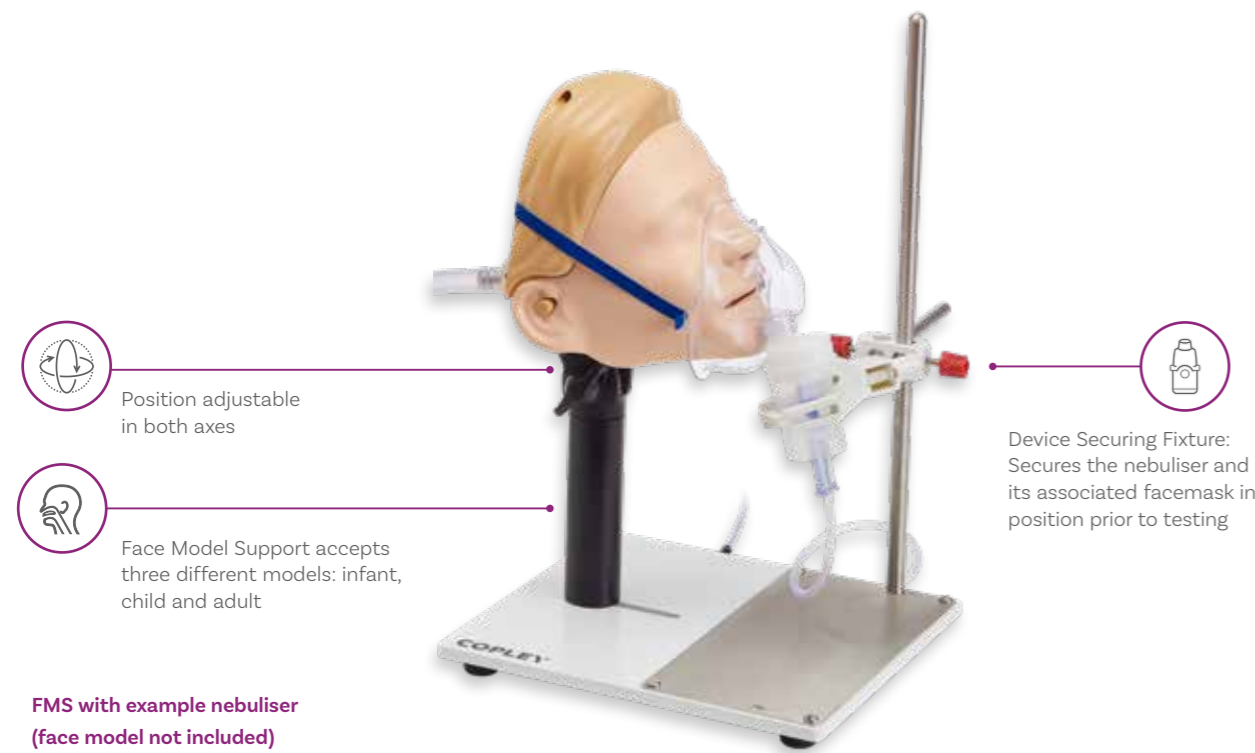
- The test methods used to monitor pharmaceuticals must meet proper standards of accuracy and reliability
- Companies should establish procedures to ensure the fitness for use of instruments that generate data supporting product testing



Copley provides a range of qualification documentation, services and tools to meet these requirements.

See page 302 for further information.

2. Facemask Testing Stand (FMS) for Nebulisers

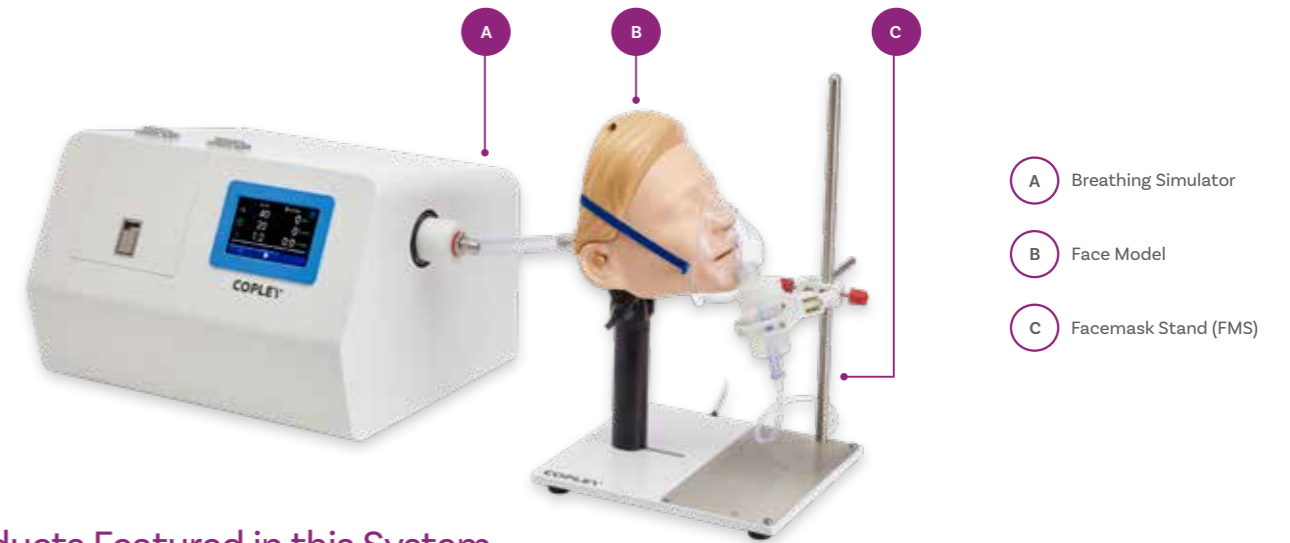


FMS with example nebuliser (face model not included)

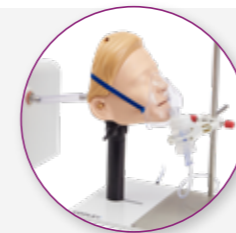
Facemask Testing Stand (FMS)

Cat. No.	Description
9156	Facemask Stand for Nebulisers Model FMS
9142	FMA/FMS Filter Holder and Adapter for BRS 100i
9143	FMA/FMS Filter Holder and Adapter for BRS 200i/300i

FMS: DDU Testing



Products Featured in this System



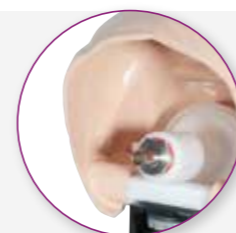
Facemask Stand (FMS)

The FMS is designed to meet all the critical requirements for assessing the effect of facemasks on the use of nebulisers.

In addition to the above, the following is needed to complete a fully-operational DDU test system for assessing the impact of facemasks on nebuliser performance:

Face Model

Models are available for all age groups - adult, child and infant. All models are fitted with replaceable face skins which provide flexibility and elasticity similar to real life tissue.



Filter Holder & Adapter

Positioned in the cavity behind the lips of the face model, the holder contains a filter to capture the active drug from the device under test.

See page 25 for further information.

Breathing Simulator

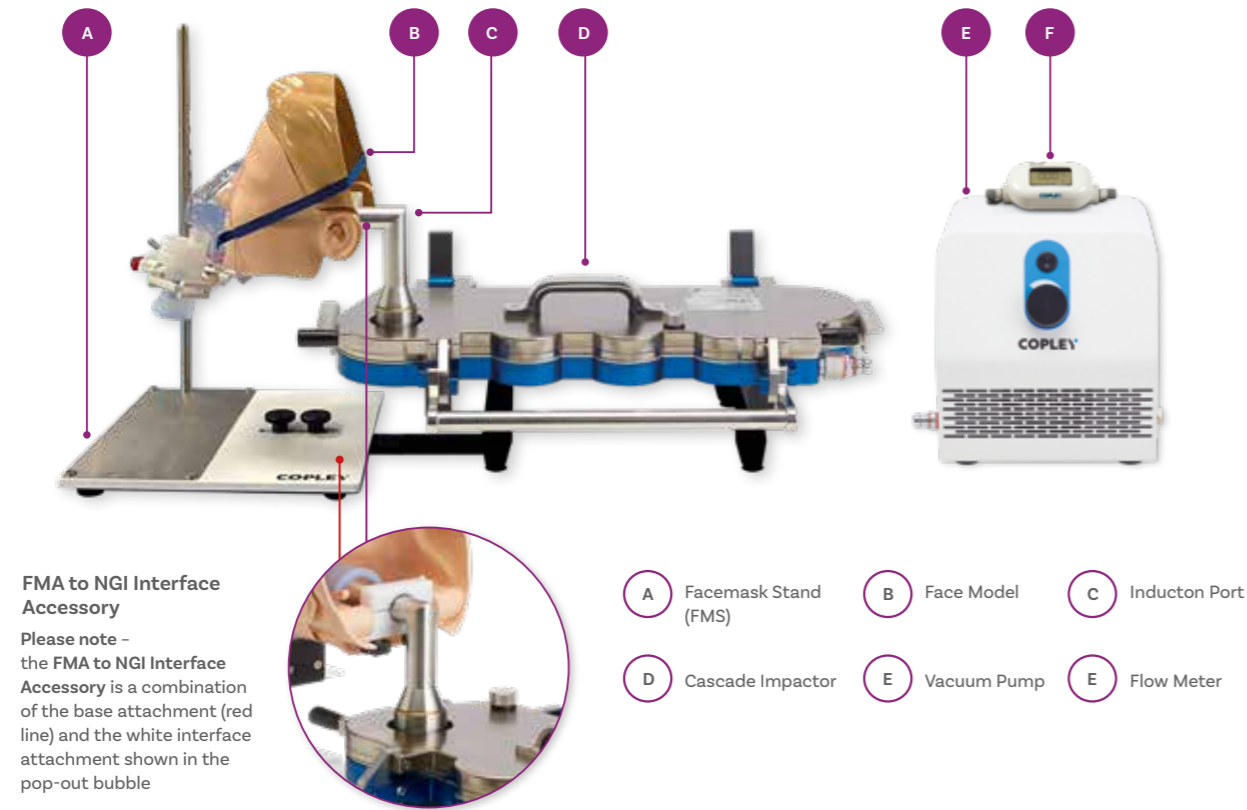
Providing breathing profiles that are more clinically representative than a constant flow rate, the Breathing Simulator BRS 100i is ideal for assessing the impact of a facemask on the DDU of nebulisers.

Alternatively, the higher capacity Breathing Simulator Model BRS 200i can be used to access expanded functionality including the capability to apply user-defined profiles.

Find out more about our range of Breathing Simulators on page 156.



FMS: APSD Measurement



Products Featured in this System



Facemask Stand (FMS)

The FMS is designed to meet all the critical requirements for assessing the effect of facemasks on the use of nebulisers.

In addition to the above, the following is needed to complete a fully-operational APSD measurement system for assessing the impact of facemasks on nebuliser performance:

Face Model

Models are available for all age groups - adult, child and infant. All models are fitted with replaceable face skins which provide flexibility and elasticity similar to real life tissue.



Filter Holder & Adapter

Positioned in the cavity behind the lips of the face model, the holder contains a filter to capture the active drug from the device under test. See page 25 for further information.

Next Generation Impactor (NGI)

The APSD characterisation of a nebuliser should be conducted using an NGI, because it has calibrated performance at the 15 L/min test rate specified for nebulisers.



FMS to NGI Interface Accessory

Provides a direct connection between the FMS and Face Model that is mounted onto the inlet of the NGI Induction Port.

Flow Meter

Used for establishing accurate and consistent inlet flow rate during testing, our range of Flow Meters measure and control flow within method specification.

See page 184 for further information.



Vacuum Pump

Our Vacuum Pump range represents the latest in high performance, low maintenance, technology, and is specifically designed for use in the testing of OINDPs.

See page 188 for further information about our Vacuum Pump range.



The NGI Cooler can only be used for nebulisers with mouthpieces. For nebulisers with facemasks the NGI will need to be removed from the NGI Cooler for testing, once the required temperature has been reached.

Qualification

GMP regulations require that

- The test methods used to monitor pharmaceuticals must meet proper standards of accuracy and reliability
- Companies should establish procedures to ensure the fitness for use of instruments that generate data supporting product testing

Copley provides a range of qualification documentation, services and tools to meet these requirements.

See page 302 for further information.



Morphology

Cascade impactors separate the delivered dose from an inhaled product on the basis of particle inertia, producing sized fractions which are then subject to chemical assay to produce an APSD for the active drug.

Whilst this process provides a useful indication of where inhaled drug particles are likely to deposit within the respiratory tract, it does not profile the morphological properties of these particles. Generating component specific particle geometric size and shape data may be helpful in understanding differences between formulations and hence their potential bioavailability,

even when APSDs are equivalent. This can be particularly useful in generic development when trying to replicate the performance of a reference product. The Malvern Glass Disc Cup, allows for collection of particles on a quartz glass disk, which can then be transferred to a Malvern Panalytical Morphologi 4-ID or equivalent system for morphological analysis.



Morphology Sampling Apparatus

Cat. No.	Description
5242A	Malvern Glass Disc Cup, Small (for Morphologi 4-ID system)

Cold Freon® Effect

The cold Freon® effect is the inadvertent reaction to the chilling sensation at the back of the throat or nasal passages following the actuation of MDIs or nasal sprays respectively, and it can significantly influence the efficiency of drug delivery. For example, the effect may cause the patient to cough, or abort the inhalation manoeuvre, resulting in inconsistent dose delivery.

Spray pattern and plume geometry are common measurement techniques employed by the pharmaceutical industry to characterise the emitted spray from MDIs and nasal sprays. However, the reaction of the user to the impaction force of the spray on the throat or nasal passageways is also of much concern.

TOP TIP The 'cold Freon®' effect is a function of aerosol spray force and plume temperature

TOP TIP Cold Freon® effect assessment is important in switching propellants for MDIs. For example, reformulation of CFC to HFA 134a and HFA 152a

Novel Inhaled Formulations

Assessing the cold Freon® effect of a new MDI or nasal formulation is valuable in evaluating and minimising the potential for any unintended reaction by the patient which may impede drug delivery. Assessing the spray force and plume temperature of a given formulation when actuated as per the manufacturer's instructions can give a good indication of whether either of these parameters may induce an adverse reaction by the patient when used in real life.

Generic Inhaled Formulations

An assessment of the cold Freon® effect of generic formulations can also provide useful supportive evidence for the demonstration of BE. Comparative measures of impaction force and temperature are a good indicator of local delivery equivalence, or otherwise, and help to confirm that in clinical use the generic will be interchangeable with the reference product. Since velocity is directly related to the impaction force and temperature, the latter should be a good indicator of local delivery equivalence for an inhaled drug.

Copley offers two types of test apparatus to assess cold Freon®.



Spray Force Tester



Plume Temperature Tester



Drug A and Drug B demonstrate bioequivalence *in vitro*, however, differences in their cold Freon® characteristics may cause differences in *in vivo* performance



Spray Force Tester SFT 1000

Offering high precision impact force testing for MDIs and nasal sprays, the Spray Force Tester SFT 1000 provides analysts with a simple and reliable way of assessing the effects of cold Freon® on the throat and nasal cavity over the duration of the spray plume.



High sensitivity digital load cell



Pass/Fail alarms for user-programmable limits (for QC)




Memory capability for up to 100 spray force measurements



Load cell calibration verification easily performed by user

Key Features:



A sample of the inhaler to be tested is required at the time of placing an order so that a customised clamp can be made.

SFT 1000: Technical Specifications

Flow Rate Range	0 to 2500 mN
Accuracy	+/- 2.5 mN
Adjustable Distance	The distance of the device relative to the impaction plate can be adjusted between 0 and 200 mm +/- 0.03 mm using the precision digital gauge.
Power	Battery or mains powered
Dimensions (L x W x H)	580 mm x 200 mm x 80 mm
Reporting	RS232 output to computer or printer



Supplied complete with calibration certificates for load cell and gauge

SFT 1000

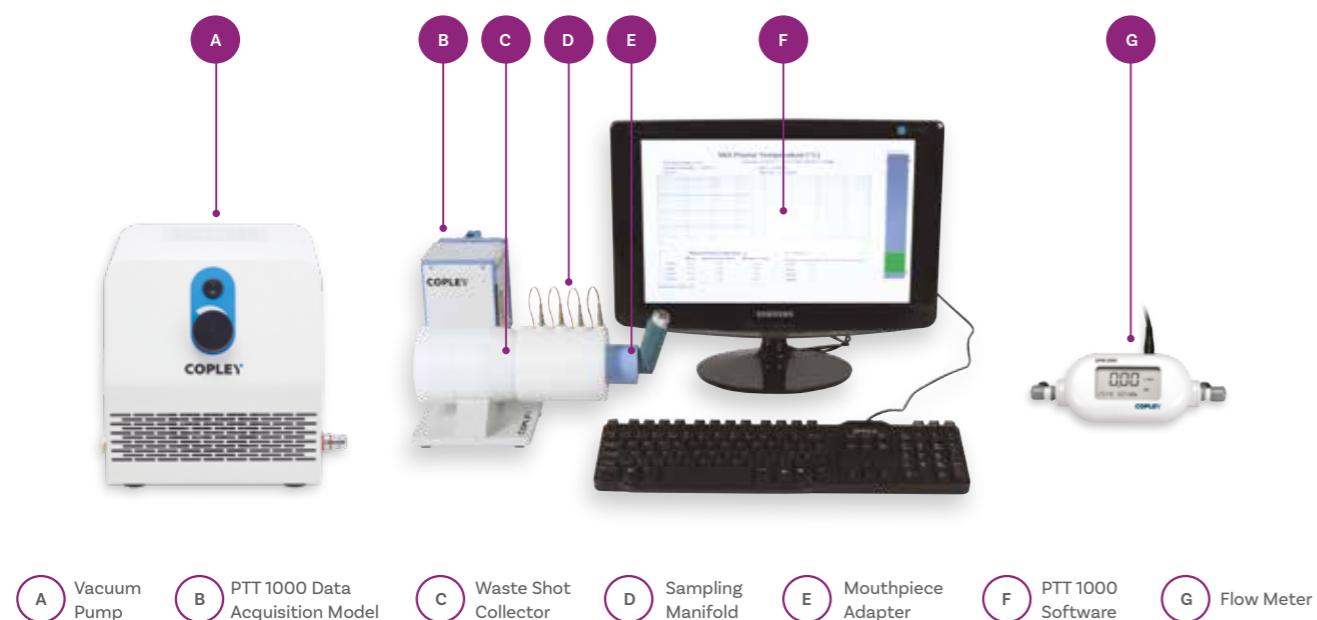
Cat. No.	Description	Cat. No.	Description
9000	Spray Force Tester Model SFT 1000	9005	Digital Mini Processor (Statistical Printer)
9001	Additional Device Clamp	9006	IQ/OQ Documentation for SFT 1000
9002	Re-calibration of Spray Force Load Cell	9007	Qualification Tools for SFT 1000
9003	Re-calibration of Digital Gauge	9008	Re-calibration of SFT 1000 Qualification Tools
9004	Spare Impaction Plate		

Plume Temperature Tester PTT 1000

Providing analysts with a quick and easy method for assessing aerosol plume temperature, the PTT 1000 is ideal for the sensitive profiling of MDIs.

The outlet of the PTT 1000 is normally connected to a waste shot collector and vacuum pump to capture the measured doses at the relevant flow rate. It can,

however, easily be connected directly to a DUSA collection tube or Induction Port if preferred, since the outside diameter of all three accessories are identical.



Products Featured in this System



Plume Temperature Tester PTT 1000

The PTT 1000 is supplied together with the data acquisition assembly, sampling manifold assembly, flow meter adapter and software.

In addition to the above, the following is needed to complete a fully-operational plume temperature test system for MDIs:

Vacuum Pump

Our Vacuum Pump range represents the latest in high performance, low maintenance, technology, and is specifically designed for use in the testing of OINDPs.

See page 188 for further information about our Vacuum Pump range.



Flow Meter

Used for establishing accurate and consistent inlet flow rate during testing, our range of Flow Meters measure and control flow within method specification.

See page 184 for further information about our range of Flow Meters.

Waste Shot Collector WSC2

A compact vacuum filtration system, the Waste Shot Collector WSC2 safely captures aerosols emitted from repeated actuations of the inhaler.

See page 24 for further information.



Mouthpiece Adapters

Moulded from high quality silicone rubber, our Mouthpiece Adapters guarantee an airtight seal between the inhaler under test and the test apparatus.

See page 203 for further information.

Qualification

GMP regulations require that

- The test methods used to monitor pharmaceuticals must meet proper standards of accuracy and reliability
- Companies should establish procedures to ensure the fitness for use of instruments that generate data supporting product testing

Copley provides a range of qualification documentation, services and tools to meet these requirements.

See page 302 for further information.



Plume Temperature Tester: PTT 1000

Cat. No.	Description
9010	Plume Temperature Tester Model PTT 1000 (incl. Software)
5001	Waste Shot Collector WSC2
9013	Shortened mouthpeice adapter
9011	IQ/OQ Documentation for PTT 1000
9012	Re-calibration of 4 Thermocouples

Special Applications

We offer a range of specialised test equipment for specific applications relating to the performance assessment of orally inhaled and nasal drug products (OINDPs).



Abbreviated Impactor Measurement (AIM)

The drive for greater efficiency is stimulating debate as to whether full-resolution, multiple-stage cascade impaction can be supplemented with AIM as part of a Quality by Design (QbD) process.

Once the full APSD profile of a product has been established, AIM may be useful as a rapid screening tool in R&D and, with the use of appropriate metrics, in QC applications also.

See page 253 for further information.

Generic Drug Development

There is growing interest in the development of generic orally inhaled products (OIPs) as the patents on the original products expire. This has led to the reintroduction into the pharmacopoeias of some of the test methods employed in the development of the original drug products.

See page 260 for further information.

Abbreviated Impactor Method (AIM)

Background

Due to the unique nature of their part device/part formulation, the practical application of QbD principles to OINDPs is not easy.

The preferred and current instrument of choice for measuring the aerodynamic particle size distribution (APSD) of OIPs for both regulators and pharmacopoeias is the cascade impactor (see page 76). Whilst providing a detailed size classification of the aerosol cloud concerned, recent QbD initiatives have highlighted that full resolution multi-stage cascade impaction

methods may not only be time-consuming but also require a high degree of skill and consistency on the part of the analyst if error is to be avoided.

For these reasons and with the adoption of QbD potentially increasing demands for analytical data, attention has turned to the concept of AIM.

AIM in QC

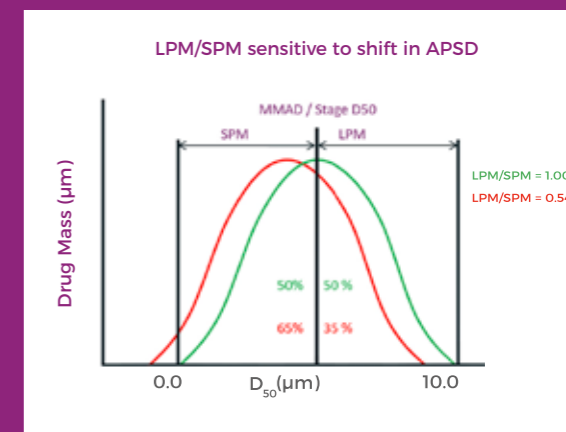
For OIP product batch release testing and QC applications, it is possible to use simpler but highly sensitive metrics to determine if the product is fit for

purpose once a full APSD profile has been established using a full-resolution cascade impactor. This is known as Efficient Data Analysis (EDA).

Typically, the APSDs of inhaled products exhibit a Normal (or Gaussian) Distribution centred around the Mass Median Aerodynamic Diameter (MMAD). It is therefore possible to determine even subtle changes in the APSD by measuring the following:

1. Impactor Sized Mass (ISM): the sum of the drug mass deposited on the filter and all impactor stages except the uppermost. This metric indicates any shift in the amplitude of the APSD.

2. Ratio of Large Particle Mass to Small Particle Mass (LPM/SPM): determined by splitting the ISM into two fractions on either side of the MMAD: LPM greater than the MMAD and SPM smaller than the MMAD. This ratio indicates any shift in the central tendency of the APSD.

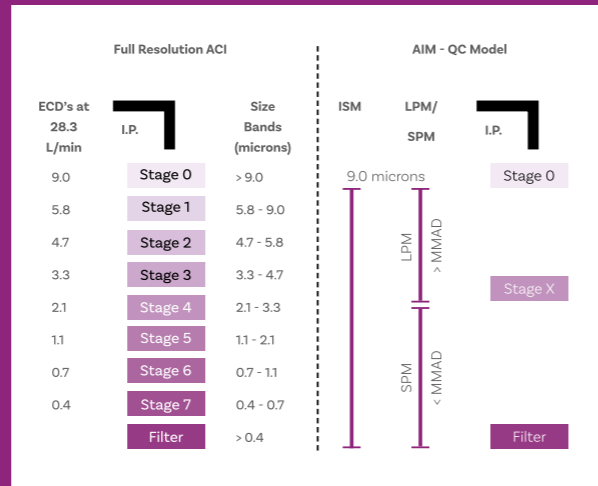


Although EDA can be applied to full-resolution impactor testing, its true value comes from combining it with AIM, which uses only a reduced number of impactor stages, speeding up throughput and further reducing analytical error. Full-resolution impactor testing is then reserved for out-of-specification (OOS) investigations.

In this diagram, the AIM-QC model shows how abbreviating the ACI to just 2 stages and a filter, with the central stage (Stage X) selected to have a cut-off diameter close to the product MMAD allows the EDA metrics of ISM and LPM/SPM to be easily determined.

The table on page 90 indicates which stage can be used for Stage X.

Adapted from: Mitchell, J.P. et al. Relative Precision of Inhaler Aerodynamic Particle Size Distribution (APSD) Metrics by Full Resolution and Abbreviated Andersen Cascade Impactors (ACIs): Part 1, AAPS PharmSciTechnol., 2010, 11(2): 843-851



AIM in R&D

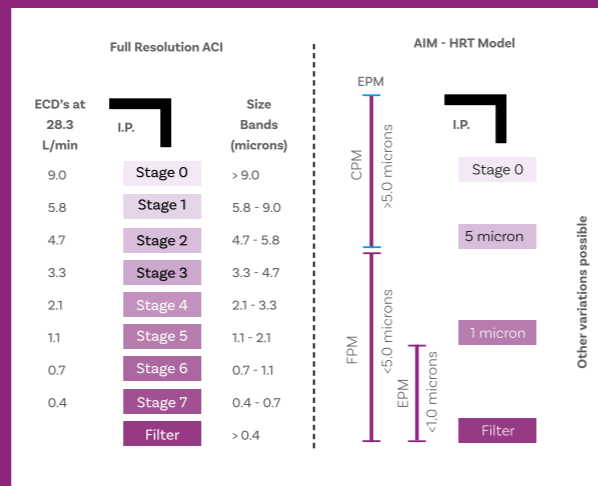
AIM has also been suggested as a useful tool in R&D for the fast screening of new formulations in product development.

An important aim is to establish how to generate clinically representative data to reduce the dependence on time-consuming and expensive clinical trials.

This is not easy; as has been mentioned before, a cascade impactor is not analogous to the lung. The lung is a complex organ, with high humidity, decreasing velocity with each bifurcation and complex deposition mechanisms (diffusion and sedimentation, as well as impaction). This makes correlation between *in vitro* cascade impactor measurements and deposition in the Human Respiratory Tract (HRT) highly complex.

There is some evidence to suggest that abbreviated versions of full stack cascade impactors can be used to broadly indicate *in vivo* lung deposition based on two or three size bands (or fractions):

- 1. Coarse Particle Mass (CPM)** – That portion of the aerosol considered to be too large to be inhaled (usually considered to be >5 microns)
- 2. Fine Particle Mass (FPM)** – That portion between 5 and 1 micron, usually considered likely to deposit deep into the lung and hence be therapeutically effective
- 3. Extra-fine Particle Mass (EPM)** – That portion below 1 micron, usually considered to be too small to deposit in the lung and potentially exhaled.



Adapted from: Mitchell, J.P. et al. Relative Precision of Inhaler Aerodynamic Particle Size Distribution (APSD) Metrics by Full Resolution and Abbreviated Andersen Cascade Impactors (ACIs): Part 1, AAPS PharmSciTechnol., 2010, 11(2): 843-851

AIM - The Future

To meet these various demands and to provide a basis for the proof-of-concept work necessary to validate them, Copley has introduced a number of different versions of abbreviated impactor for use in both QC (QC Models) and R&D (HRT Models). These are based on stage versions of the popular Andersen Cascade Impactor (ACI) and Next Generation Impactor (NGI).

If validated and implemented, these impactors could help to speed up formulation screening, prior to full resolution impactor studies being performed on the most promising candidates and then subsequent used for product release in QC.

Fast Screening Andersen (FSA)

FSA is an AIM version of the standard ACI suitably modified to provide a reduced stack plus filter (F) suitable for either:



Quality Control (FSA-QC)

Stages 0 (or -1, or -2A) and F are used in conjunction with a Stage X, with a cut-off diameter as close as possible to the MMAD of the aerosol, as determined during full resolution cascade impactor testing.

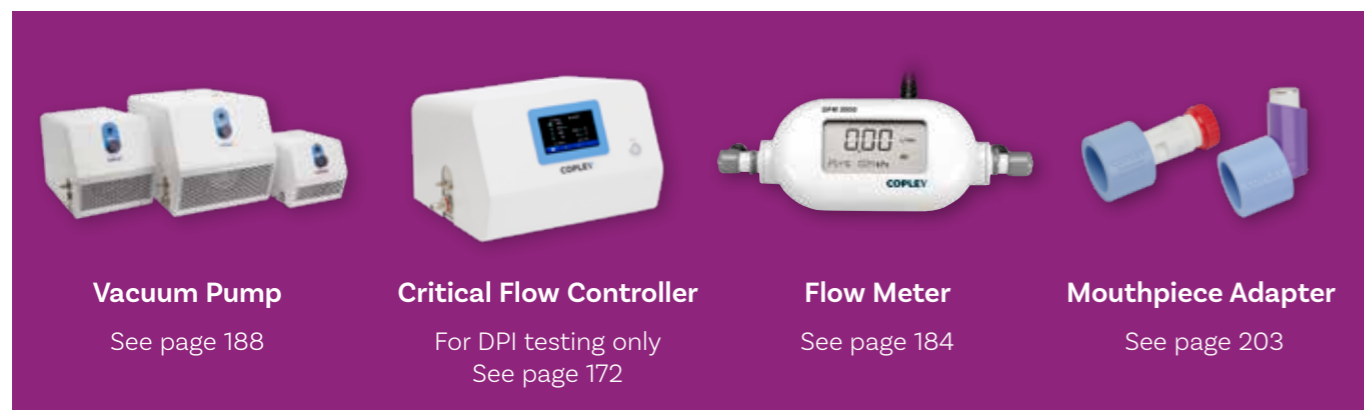
Product Development (FSA-HRT) with Realist Throat and Nasal Models

Stages with cut-off diameters are available at 5.0 and 1.0 microns for metered-dose inhaler (MDI) applications at 28.3 L/min. Also, for this and higher flow rates (60 and 90 L/min) stages having traditional ACI cut points of 4.7 and 1.1 microns are available, primarily for dry powder inhaler (DPI) applications.

Find out more about our Realistic Throat and Nasal products on page 220.



In addition to the FSA, the following ancillaries are required to complete a fully operational test set-up for determining the CPM, FPM, EPM, or LPM/SPM ratio



Vacuum Pump

See page 188

Critical Flow Controller

For DPI testing only
See page 172

Flow Meter

See page 184

Mouthpiece Adapter

See page 203

FSA-QC with Stage X cut-off diameter close to product MMAD

Cat. No. Description

- 8341** FSA-QC - 28.3 L/min (Stages 0, X and F)*
- 8342** FSA-QC - 60.0 L/min (Stages -1, X and F)*
- 8343** FSA-QC - 90.0 L/min (Stages -2A, X and F)*

FSA-HRT with cut-off diameters of 5.0 and 1.0 or 4.7 and 1.1 microns

- 8344** FSA-HRT - 28.3 L/min (Spacer, Stages 5.0 and 1.0 micron, and F)*
- 8345** FSA-HRT - 28.3 L/min (Spacer, Stages 2, 5 and F)*
- 8346** FSA-HRT - 60.0 L/min (Spacer, Stages 1, 4 and F)*
- 8347** FSA-HRT - 90.0 L/min (Spacer, Stages -0, 3 and F)*

Induction Ports

- 8501** USP Induction Port*
- 8510** USP Induction Port (One-piece 316 Stainless Steel)
- 8060** Flow Meter to Induction Port/WSC2 Adapter
- 5238** Mouthpiece Adapter (UIP to DFM2000)

Preseparators for testing DPIs

- 8401** 28.3 L/min Preseparator*
- 8420** 60 L/min Preseparator*
- 8420-90** 90 L/min Preseparator*

Spare Parts

- 8367-I** Stage 5.0 micron cut-off @ 28.3 L/min*
- 8368** Stage 1.0 micron cut-off @ 28.3 L/min*
- 8371** FSA Spacer Stage*
- 8334** Complete Set of 7 Silicone Rubber O-Rings
- 8335** Set of 2 Stainless Steel Collection Plates (28.3 L/min)
- 8336** Set of 2 Stainless Steel Collection Plates (60 or 90 L/min)
- 8316** Box of 100 Glass Fibre Filters
- 8308A** Set of 3 Shortened Spring Clamps - 4 Stage
- 8308B** Set of 3 Shortened Spring Clamps - 3 Stage

*Please specify Aluminium (A), 316 Stainless Steel (S) or Titanium (T) when placing your order.

Reduced NGI (rNGI)

The individual stages of the NGI are fixed within the seal body, such that they cannot be removed. However, the NGI can be used in an abbreviated form, the rNGI, for both AIM-QC and AIM-HRT applications.

As with the FSA, and depending on the flow rate to be used, a stage between 2 and 4 (see blue highlights in the table below) of the NGI can be selected with a cut-off diameter close to the product's MMAD (AIM-QC application) or close to 5 microns (in the case of an AIM-HRT application).

The rNGI Filter Holder Assembly is placed in the stage immediately after the cut-off stage selected.

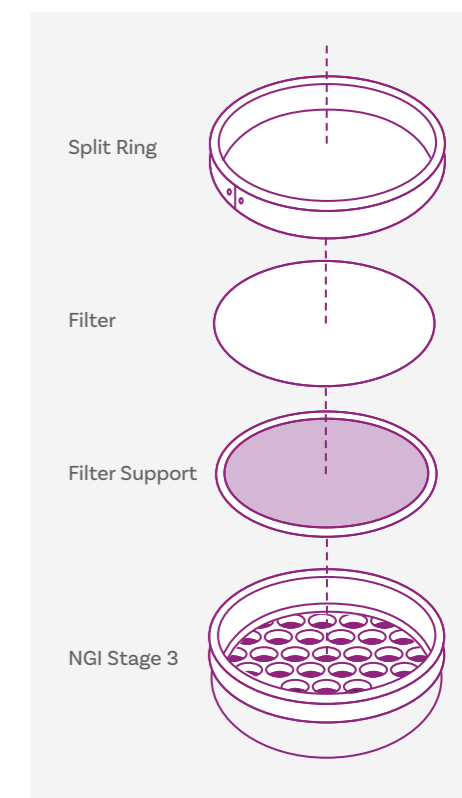
It consists of a filter support mesh which is placed on top of the stage nozzles and a split ring used to hold the filter in position on top of the filter support mesh.

When operating the rNGI, particles smaller than the cut-off diameter of the stage preceding the rNGI Filter Holder Assembly will be captured on the paper filter of the rNGI, whilst particles larger than the cut-off diameter will impact

as normal in the collection cups of those stages upstream.

Note: when using the rNGI Filter Holder Assembly, it is not possible to have a second stage representing the Extra-fine Particle Mass (EPM).

The flow resistance and the total volume of the NGI are not appreciably affected by the presence of the rNGI Filter Holder Assembly and therefore with careful selection of a suitable filter this approach can be useful for AIM studies of DPIs, when equivalence between NGI and rNGI data is desirable, but where start-up kinetics issues may otherwise be significant.



rNGI

- 5259** rNGI Filter Holder Assembly
- 5259A** Pack of 100 Filters

Stage Cut-off Diameters for the NGI at Different Flow Rates									
Stage	Flow Rate (L/min)								
	15	30	40	50	60	70	80	90	100
1	14.10	11.72	10.03	8.89	8.06	7.42	6.90	6.48	6.12
2	8.61	6.40	5.51	4.90	4.46	4.12	3.84	3.61	3.42
3	5.39	3.99	3.45	3.09	2.82	2.61	2.44	2.30	2.18
4	3.30	2.30	2.01	1.81	1.66	1.54	1.45	1.37	1.31
5	2.08	1.36	1.17	1.04	0.94	0.87	0.81	0.76	0.72
6	1.36	0.83	0.70	0.61	0.55	0.50	0.46	0.43	0.40
7	0.98	0.54	0.45	0.38	0.34	0.31	0.28	0.26	0.24

Fast Screening Impactor (FSI)

Based on proven NGI Preseparator technology, the FSI represents a purpose-made approach to AIM that separates the dose into CPM and FPM making it suitable for AIM-HRT applications (i.e. FSI-HRT) for MDIs, DPIs and nasal sprays.

A range of inserts are available, to generate a 5 micron cut-off diameter within the flow rate range of 30-100 L/min at 5 L/min intervals. This makes the FSI ideal for DPIs tested at a flow rate that equates to a 4 kPa pressure drop over the inhaler.

The FSI uses the same induction port as the NGI. It employs a two-stage separation process in which first large non-inhalable boluses are captured in a liquid trap followed by a fine-cut impaction stage at 5 microns. This gives unparalleled accuracy, high capacity, low internal losses and low carryover. The fine particle dose is collected on a glass fibre filter located in an external filter holder with quick-release catches for easy access.

An additional insert is available for generating a 10 micron cut-off diameter at 30 L/min. When used with a Glass Expansion Chamber (see page 200) this makes the FSI ideal for the fast screening of nasal aerosols and sprays. Bespoke inserts are also available on request with a range of cut-off diameter/flow rate combinations, allowing for an FSI-QC version, with a cut-off diameter close to the product MMAD.



Fast Screening Impactor (FSI)



Filter Holder



Interchangeable Inserts

In addition to the FSI, the following ancillaries are required to complete a fully operational test set-up for determining the CPM, FPM, or LPM/SPM ratio:



Vacuum Pump
See page 188



Critical Flow Controller
For DPI testing only
See page 172



Flow Meter
See page 184



Mouthpiece Adapter
See page 203



Glass Expansion Chamber
For Nasal Spray testing only. See page 200

Fast Screening Impactor (FSI) complete

Cat. No.	Description
5260	FSI complete with one insert (please specify flow rate – see below)
5261	Additional Inserts – 5 microns @ 30, 35, 40, 45, 50, 55, 60, 65, 70, 75, 80, 85, 90, 95 or 100 L/min for MDIs or DPIs (please specify flow rate)
5240	Box of 100 Filters (for Fine Fraction Collector)

Fine Fraction Collector for users that already have NGI Preseparator

5262	Fine Fraction Collector only Note: For a complete system, users must also purchase an insert (see 5261) to replace the existing insert in their preseparator
------	---

Accessories for MDIs and DPIs

5203	NGI Induction Port
8060	Flow Meter to Induction Port/WSC2 Adapter
5238	Universal Flow Meter Adapter
5204	NGI Preseparator

Accessories for MDIs and DPIs

5263	Additional Insert – 10 microns @ 30 L/min for Nasal Sprays
------	--

Special Applications

Generic Drug Development

The success of a generic drug formulation submission relies on the robust demonstration of bioequivalence (BE) to a reference labelled drug (RLD). This normally involves the provision of *in vitro* data to demonstrate that the generic will perform in a clinically identical way to the RLD.

The FDA has recently issued product-specific guidance for several active pharmaceutical ingredients (APIs) that are used globally for the treatment of asthma and COPD and are consequently routine targets for generic development. The USP has also introduced product-specific monographs for Fluticasone Propionate (FP) and Salmeterol.

These product-specific monographs call for the use of test equipment based on methods used in the original development of these products.

The USP list four such monographs for FP and FP/Salmeterol combination products:

- Two relate to the use of the APIs as aerosols delivered by an MDI
- Two are for APIs prepared as inhalation powders for delivery by a DPI

A further monograph for Albuterol Inhalation Aerosol products has been approved.

In August 2020, the USP made a general announcement for a draft guidance New Inhalation Product Monographs: Proposed Approach for Performance Tests Employing Non-standard Apparatus. This covers the use of current drug-specific monographs and outlines an approach for future monographs.

The product-specific monographs concerned cover both DDU testing and APSD measurements. DDU and APSD are required performance metrics for all OIPs because of their defining influence on the success and consistency of drug delivery.

Fluticasone Propionate/Salmeterol Aerosols & Powders

The inhalation powder monographs require that DDU measurements be conducted for a duration consistent with the withdrawal of 2 litres of air. This volume is generally considered to be representative of a typical patient with asthma or COPD.



APSD measurement is conducted using a standard ACI equipped with a specially modified induction port common to both aerosols and powders and a specially modified inlet cone and preseparator for aerosols and powders respectively.

According to the monographs, the 28.3 L/min version of the ACI (Stages 0 to 7 plus filter stage) should be used to measure APSD for both aerosols and powders despite the fact that the powder method specifies testing at 60 L/min.

The duration of testing for APSD measurements is adjusted to give the volumetric equivalent of 3 litres of air. This is likely due to the need to achieve adequate volume changes in the ACI.

FP/Salmeterol Aerosols


Apparatus requirements:

Delivered Dose Uniformity	Aerodynamic Particle Size Distribution
 <p>Sample Collection Apparatus for FP/Salmeterol Aerosols</p>	 <p>Andersen Cascade Impactor (ACI)</p>
-	FP/Salmeterol Induction Port
-	ACI Inlet Cone for FP/Salmeterol Aerosols

FP/Salmeterol Powders

Apparatus requirements:

Delivered Dose Uniformity



Sample Collection Apparatus for FP/Salmeterol Powders

-

-

-

Aerodynamic Particle Size Distribution



Andersen Cascade Impactor (ACI)

FP/Salmeterol Induction Port

ACI Preseparator for FP/Salmeterol Powders

ACI Inlet Cone for FP/Salmeterol Aerosols

In addition to the above and previous page, the following are recommended to complete a fully-operational test set-up for the DDU testing and APSD measurement of **FP/Salmeterol Aerosols & Powders**.

<p>Vacuum Pump See page 188</p>	<p>Critical Flow Controller For DPI testing only See page 172</p>	<p>Flow Meter See page 184</p>	<p>Mouthpiece Adapter See page 203</p>

Apparatus for DDU testing of FP/Salmeterol Products

Cat. No.	Description
8646	Sample Collection Apparatus for FP/Salmeterol Aerosols
8640	Sample Collection Apparatus for FP/Salmeterol Powders

Spare Parts for Sample Collection Apparatus for Aerosols

8649	Pack of 500 Cotton Wool Balls
8647	Separating Flask
8648	Flow Meter Adapter
8650	Vacuum Pump Adapter

Spare Parts for Sample Collection Apparatus for Powders

8641	Pack of 100 Glass Fibre Filters 70 mm
8903	Throat
8642	Upper Chamber
8643	Lower Chamber
8610	Stainless Steel Filter Support Disc
8645	Clamp Assembly
8909	Flow Meter Adapter
8910	Vacuum Pump Adapter
8644	Spare Set of Glassware (complete)

Apparatus for APSD testing of FP/Salmeterol Products

8372	ACI Inlet Cone for FP/Salmeterol Aerosols*
8405	ACI Preseparator for FP/Salmeterol Powders*
8406	Set of 2 O-rings for FP/Salmeterol ACI Preseparator (Spare)
8505	FP/Salmeterol Induction Port*
8505SW	FP/Salmeterol Induction Port (One-piece 316 Stainless Steel)
8506	Flow Meter Adapter for FP/S Induction Port
5401A	FP/Salmeterol ACI Carrying/Wash Rack



* Please specify Aluminium (A) or 316 Stainless Steel (S) when placing your order.

Other

8503	Set of 2 Silicone Rubber Rinsing Caps for FP Induction Port
------	---

Albuterol Inhalation Aerosols





The draft monograph for Albuterol Inhalation Aerosols (Albuterol Inhalation Aerosol In-Process Revision 44(1)) specifies a special glass Sample Collection Apparatus to be used for DDU testing (see below).



The apparatus uses a solid plastic firing adapter, instead of a mouthpiece adapter, to accept an inhaler with a circular mouthpiece of corresponding dimensions. Alternatively, a silicone Mouthpiece Adapter (page 203) can also be used.

APSD measurement is conducted using a standard ACI equipped with a specially modified induction port. A special Inlet Sleeve is available that slips over the induction port inlet, to enable the induction port to be used with regular mouthpiece adapters used on USP/NGI induction ports.

In addition to the above, the following are recommended to complete a fully-operational test set-up for the DDU testing and APSD measurement of **Albuterol Inhalation Aerosols**.

			
Vacuum Pump See page 188	Critical Flow Controller For DPI testing only See page 172	Flow Meter See page 184	Mouthpiece Adapter See page 203

Apparatus for DDU testing of Albuterol Aerosol Products

Cat. No.	Description
8520	Sample Collection Apparatus for Albuterol Aerosol
8524	Glass Wool (1m length)
8521	Firing Adapter
8522	Flow Meter Adapter

Spare Parts for Sample Collection Apparatus for Albuterol Aerosol

8523	Glassware for Albuterol Aerosol Sample Collection Apparatus
------	---

Apparatus for APSD testing of Albuterol Aerosol Products

8509	Albuterol Induction Port*
8509SW	Albuterol Induction Port (One-piece stainless steel)
8519	Albuterol Induction Port Inlet Sleeve*
8060	Flow Meter to Induction Port/WSC2 Adapter

* Please specify Aluminium (A) or 316 Stainless Steel (S) when placing your order.

Delivered Dose Uniformity	Aerodynamic Particle Size Distribution
	
Sample Collection Apparatus for Albuterol Aerosol	Andersen Cascade Impactor (ACI)
Firing Adapter	Albuterol Induction Port
-	Albuterol Induction Port Inlet Sleeve (optional)

Semi-Automation

Delivering up to a four-fold increase in throughput, semi-automation reduces manual handling and operator input, delivering enhanced reproducibility, lowering the risk of repetitive strain injury (RSI) and reducing overall testing costs.

We supply a broad range of semi-automation solutions supporting both sampling and recovery for delivered dose uniformity (DDU) testing and aerodynamic particle size distribution (APSD) measurement. Our off-the-shelf solutions streamline validation and product testing methods and boost test accuracy and productivity in both R&D and QC.



Improve efficiency



Reduce variability



Eliminate handling errors



Increase testing capacity



Automated Shake, Fire & Flow Control for MDIs, Nasal Sprays and Nasal Aerosols

The Vertus Series

Compatible with multiple collection devices including the NGI, ACI, GTI, DUSA and waste shot collector, the Vertus II and Vertus Plus are fully automated benchtop shake and fire systems for precise, controlled and reproducible MDI, nasal spray and nasal aerosol testing.

Suitable for:

See page 270



Automated 10-Way Shake and Fire to Waste for MDIs

DecaVertus II

A high-throughput 10-way shake and fire to waste system for highly reproducible, controlled MDI testing.

Suitable for:

See page 270



Automated Drug Recovery for DDU Testing

DUSA Shaker

Automates the internal rinsing of both MDI and DPI DUSA collection tubes for complete, reproducible drug recovery.

Suitable for:

See page 282

Automated Cascade Impactor Preparation

NGI Cup Coater

Standardises the NGI Collection Cup coating process guaranteeing uniform distribution of the surface coating substance across the cups.

Recommended for: 

See page 284



NGI Assistant

A complete system for drug recovery from the NGI Collection Cup Tray, Induction Ports and Preseparators, boosting analytical throughput.

Recommended for: 

See page 294




Automated Drug Recovery for APSD Measurement

Gentle Rocker

Agitates the NGI Collection Cup Tray in a controlled, repeatable manner to ensure complete dissolution of the active drug prior to analysis.

Recommended for: 

See page 287



Impactor Cleaning System

Standardises cleaning and drying procedures to help maintain the NGI and ACI in optimum condition.

Recommended for: 

See Page 298



Sample Preparation Unit SPU 200i

Simplifies and automates the drug recovery process from the Induction Ports and Preseparators.

Recommended for: 

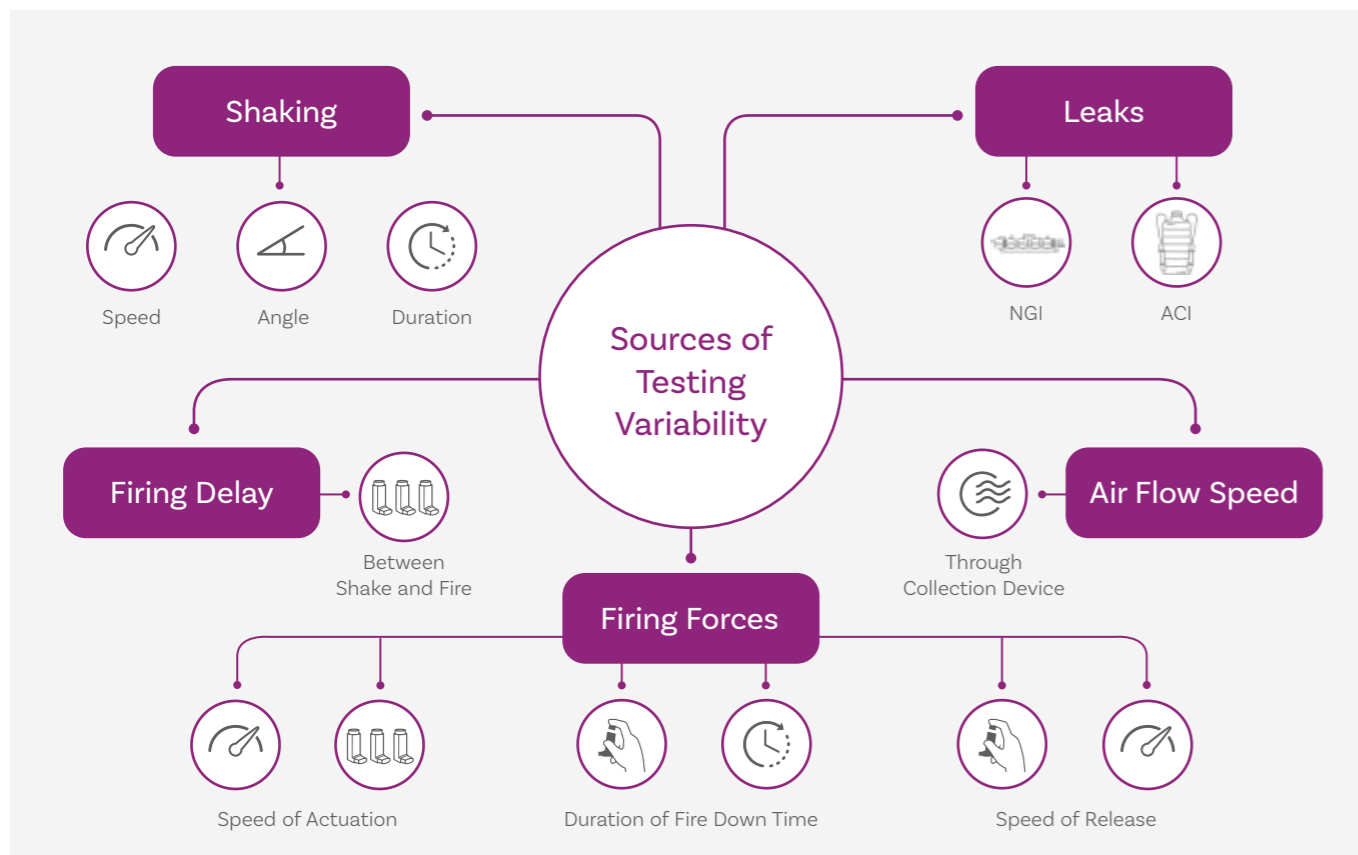
See page 290



Semi-Automation

Automated Shake, Fire and Flow Control for MDIs, Nasal Sprays and Aerosols

Due to the nature of metered spray pump technology and propellant-based aerosols, the testing of MDIs, nasal sprays and nasal aerosols is inherently susceptible to variability from a number of different sources.



Identifying issues within the test method and limiting variability between analysts can be challenging, but inadequate control may lead to erroneous data and consequently substantial costs to the company.

Automated shake and fire systems enhance the sensitivity of OINDP testing and, more broadly, boost data integrity by eliminating firing errors, controlling air flow speed and automating leak testing. Such systems

enable precise, controlled, reproducible testing while at the same time boosting productivity. Our Vertus and DecaVertus range offers extensive parameter control and monitoring, allowing:

- Precise and easy method validation
- Streamlined routine testing
- Cause of variation identification
- Enhanced data integrity and accuracy

Choose your Automated Shake & Fire System



Max. Number of Devices Supported per Run	1	1	10
Fire to Sample	✓	✓	✗
Fire to Waste	✓	✓	✓
Sample Weighing	✗	✓	✗
Devices supported			
MDIs	✓	✓	✓
Nasal Sprays	✓	✓	✗
Nasal Aerosols	✓	✓	✓ (canister only)

Vertus II & Vertus Plus

The Vertus II and Vertus Plus are fully automated shake and fire benchtop systems for precision-controlled, highly repeatable MDI, nasal spray and nasal aerosol testing. Compatible with most device types and a wide range of dose collection devices, they allow complete control over the test technique, while offering the flexibility to apply any industry standard test method.

TOP TIP

The Vertus Plus has the additional capability of measuring shot weight using an integrated analytical balance

- Ph. Eur. and USP compliant
- 21 CFR Part 11 compliant
- Ideal for both R&D and QC testing
- Precise control over all test parameters
- In situ* impactor leak testing capability
- Easy to use touchscreen interface
- Suitable for both DDU and APSD testing
- Improves reproducibility and frees up analyst time

Key Features:

- Remote support module available
- Modern intuitive touchscreen interface used to control all method parameters and reporting
- Reporting available via USB and Local Area Network
- Robust safety systems including easy access-stops and safety guarding
- Analytical balance provides automatic shot weight calculation measurable to 5 decimal places (Vertus Plus only)
- Interchangeable plates make it easy to switch between DUSA Stack, NGI, ACI and GTI
- External printing option available
- The Vertus II and Vertus Plus series provides analysts with absolute control over a wide range of specific parameters including:
 - Shaking profile (including speed, angle and duration)
 - Time between shake and fire
 - Firing profile (including force, pause, fire down, rise and release time)
 - Air flow through the system

Vertus II & Vertus Plus: Test Interfaces

TOP TIP
 The Vertus II and Vertus Plus interfaces are identical and can be interchanged easily between systems

ACI Interface Plate



Nasal Spray Dose Collector (NSDC)



NSDC component parts

Nasal Spray Waste Collector (NSWC)

NGI Interface Plate



NGI with Alberta Idealised Nasal Inlet (AINI)

Shown here: NGI with Alberta Idealised Nasal Inlet (AINI)



DUSA Stack Interface Plate with Waste Shot Collector



ACI with Glass Expansion Chamber

Shown here: ACI with Glass Expansion Chamber




Additional test interfaces are available, please contact us for more details.

Vertus II & Vertus Plus: Technical Specifications

Pharmacopoeial Compliance	Ph. Eur., USP, Ch. P. and JP		
21 CFR Part 11 Compliant	✓		
Shaking Parameter Control			
Type of Shake	✓	Speed	✓
Starting Angle	✓	Duration	✓
Angle of Rotation	✓		
Firing Parameter Control			
Force Rise Time	✓	Pause before fire	✓
Fire Down Time	✓	Pause after fire	✓
Force Release Time	✓	Maximum force	✓
User Interface	Colour touchscreen		
Dimensions (w x d x h)	1011 x 593 x 369 mm		
Connectivity	USB A x 2 Ethernet LAN Thermal transfer printer Temperature and Relative Humidity Probe		

Vertus II & Vertus Plus: Reporting

Extensive data output options are available as standard:



Reported Parameters:

- User information and method ID used
- All method parameters (inc. shake and fire variables)
- Shots fired during and before run
- Air flow before shot
- Distance can moved during fire and insertion
- Time to fire
- Leak test results

Qualification & Maintenance

- Comprehensive IQ/OQ documentation packages and toolkits available
- Qualification Kit
- Extended Warranty available
- Remote support

Vertus II & Vertus Plus

Cat. No.	Description	Cat. No.	Description
9701	Vertus II Shake and Fire System	9720	Vertus Plus Shake and Fire System
1040	Vertus II Extended Warranty - 1 year	1042	Vertus Plus Extended Warranty - 1 year
1041	Vertus II Extended Warranty - 2 years	1043	Vertus Plus Extended Warranty - 2 years

Accessories

9702	Temperature and Humidity Sensor
9703	LAN Data Storage for ER/ES Compliance
9704	Direct Thermal Printer for Vertus/DecaVertus
9730	Vertus/DecaVertus Qualification Kit
9728	IQ/OQ Documentation for Vertus II/Vertus Plus
9729	Vertus II to Vertus Plus upgrade

MDIs

9705	9705 MDI Holder (per inhaler design)
9706	ACI Interface Plate with Induction Port Support
9707	NGI Interface Plate
9708	NGI Interface Plate with Waste Shot Collector
9715	GTI Interface Plate
9710	DUSA (x4) Interface Plate with Waste Shot Collector
9711	Waste Shot Collector with Interface Plate
9718	Thermal Transfer Printer for Vertus/DecaVertus
9725	Thermal Transfer Printer Ribbon (6 Cartridges)
9705L	EvoInhaler MDI Holder
9705Q	Symbicort MDI Holder
9705T	Flutiform MDI Holder
9705U	Airomir MDI Holder
9901	Mouthpiece Adapter Mould (per inhaler/inlet design)
9902	Mouthpiece Adapter for ACI/NGI Induction Port and DUSA
9903	Mouthpiece Adapter for Other Inlets (each)
9714	Compressor

Nasal

9746	Nasal Spray Holder for use with Expansion Chamber
9747	Nasal Spray Holder for use with Alberta Nasal (AINI)
9748	Nasal Spray Holder for use with GTI
9738	Nasal Spray Holder for use with NSDC and NSWC - Vertus II
9740	Universal NGI Interface plate for Nasal products
9741	ACI Interface plate for use with Expansion Chamber
9742	ACI Interface plate for use with Alberta Nasal
9744	Universal FFC Interface plate for Nasal products
9745	GTI Interface Plate for Nasal Products

Spares

9719	Thermal Transfer Printer Labels (12 Rolls of 475 each)
9716	Direct Thermal Printer Labels (12 Rolls of 475 each)
9712	Spare Filter Cartridge for Waste Shot Collector




DecaVertus II

DDU testing for MDIs requires sampling throughout the life of the product and the associated firing-to-waste of intermediate shots. The regulatory expectation is that firing to waste is carried out under representative conditions, a repetitive, labour-intensive process.

The DecaVertus II is a state-of-the-art, fully automated, high throughput 10-way shake and fire-to-waste system for MDI testing. Designed to accommodate the entire inhaler, as used by a patient (in-actuator), it is equally suitable for traditional canister-only wasting.

Automating the firing-to-waste is highly advantageous from the perspective of conserving analyst time, eliminating the risk of RSI, and maximising the repeatability of test data; firing-to-waste under well-defined, closely controlled conditions eliminates a potential source of variability in testing.

-  Ph. Eur. and USP compliant
-  21 CFR Part 11 compliant
-  Improves reproducibility and frees up analyst time
-  Fire-to-waste under closely controlled conditions
-  Reduces risk of RSI
-  Fully compatible with the Vertus series for easy method transfer

TOP TIP


The USP specifies the testing of 10 inhalers for DDU (for testing over the entire unit life), with the collection of two samples, one at the beginning and one at the end of product life. In the case of a 100-dose inhaler this could mean firing 98 shots to waste, for each of 10 inhalers, to complete the test.

Key Features:



TOP TIP

Each inhaler is tested within an identical environment; each has dedicated air flow control, dedicated firing mechanism and a separate waste channel. This design significantly reduces the risk of inconsistent firing force or air flow, at the same time minimising cleaning requirements and the likelihood of channel blockage.

 The Vertus II and Vertus Plus series provides analysts with absolute control over a wide range of specific parameters including:

- Shaking profile (including speed, angle and duration)
- Time between shake and fire
- Firing profile (including force, pause, fire down, rise and release time)
- Air flow through the system

TOP TIP

Since DecaVertus is fully compatible with Vertus II, methods can be easily transferred between systems as the product proceeds to commercialisation, with DecaVertus often used in production to alleviate the increased burden of through-life testing.




Loading MDIs into carriage



Waste shot collector array

DecaVertus II: Reporting

Extensive data output options are available as standard:



Reported Parameters:

- User information and method ID used
- All method parameters (inc. shake and fire variables)
- Shots fired during and before run
- Air flow before shot
- Distance can moved during fire and insertion
- Time to fire
- Leak test results

Qualification & Maintenance

- Comprehensive IQ/OQ documentation packages and toolkits available
- Qualification Kit
- Extended Warranty available
- Remote support

DecaVertus II: Technical Specifications

Pharmacopoeial Compliance	Ph. Eur., USP, Ch. P. and JP		
21 CFR Part 11 Compliant	✓		
Shaking Parameter Control			
Type of Shake	✓	Speed	✓
Starting Angle	✓	Duration	✓
Angle of Rotation	✓		
Firing Parameter Control			
Insert Force	✓	Fire down time	✓
Fire Force	✓	Force release time	✓
Force Rise Time	✓	Pause before fire	✓
User Interface			
	Colour touchscreen		
Dimensions (w x d x h)			
	921 x 490 x 758 mm		
Connectivity			
	USB A x 2 Ethernet LAN Thermal transfer printer		

DecaVertus Waste Shot Collection for MDIs

Cat. No.	Description
9801	DecaVertus II Shake and Fire to Waste System
1044	DecaVertus II Extended Warranty - 1 year
1045	DecaVertus II Extended Warranty - 2 years

Accessories (MDIs only)

9803	LAN Data Storage for ER/ES Compliance
9704	Direct Thermal Printer for Vertus/DecaVertus
9716	Direct Thermal Printer Labels (12 Rolls of 475 each)
9718	Thermal Transfer Printer for Vertus/DecaVertus
9805L	Evohaler Carriage
9805Q	Symbicort pMDI Carriage
9805T	Flutiform Carriage
9805U	Airomir Carriage
9805	Carriage for MDI (per inhaler design)
9808	Carriage for MDI Canister Only (any size)
9714	Compressor
9730	Vertus/DecaVertus Qualification Kit
9810	IQ/OQ Documentation for DecaVertus

Spare Parts

9820	Pack of 10 Spare Waste Filter Cartridges
9821	Pack of 100 O-rings
9719	Thermal Transfer Printer Labels (12 Rolls of 475 each)
9725	Thermal Transfer Printer Ribbon (6 Cartridges)



Key Features:



DUSA Shaker

Ensuring full, fast and repeatable drug recovery from all internal surfaces of both MDI and DPI DUSA collection tubes, the DUSA Shaker eliminates a time-consuming and highly variable manual drug recovery processes.

The automated rinsing action of the DUSA Shaker is achieved by a combination of lateral (side-to-side) shaking and simultaneous rolling of the sealed collection tubes. The resultant multi-directional mixing

action ensures that all internal surfaces are wetted and that agitation is performed with a consistent, smooth but vigorous action.

-  Flexible - suitable for both MDI and DPI Collection tubes
-  Improves reproducibility and frees up analyst time
-  Compact benchtop system
-  Complete drug recovery achieved via multi-directional mixing action
-  Partial loads acceptable
-  Reduces risk of RSI

To allow rotation, the DUSA Shaker is only compatible with DPI Collection Tubes that have the P1 port blanking plug fitted. DPI Collection Tubes without the P1 port are

available as Collection Tube without P1 Port (Cat. No. 8608A).

DUSA Shaker: Technical Specifications

Shake Speed:	0 and 200 shakes per minute
Roller Rotational Speed:	Fixed at 30 rpm
Timer Control:	Between 0 and 55 minutes
Dimensions (w x d)	570 mm x 610 mm

Qualification & Maintenance

- Comprehensive IQ/OQ/PQ documentation packages and toolkits available
- Qualification Kit available
- Extended Warranty available

DUSA Shaker

Cat. No.	Description
8620	DUSA Shaker (without collection tubes)
8621	IQ/OQ Documentation for DUSA Shaker
8623	DUSA Shaker Qualification Tools
8624	Re-calibration of DUSA Shaker Qualification Tools
8622	Pack of 10 Plugs (to plug P1 Port on DUSA for DPIs)
1032	DUSA Shaker Extended Warranty - 1 year
1033	DUSA Shaker Extended Warranty - 2 years



NGI Cup Coater NCC 100i

Cup coating eliminates issues associated with particle bounce and re-entrainment during the APSD measurement of OINDPs. The NGI Cup Coater reproducibly applies coatings directly to the NGI Collection Cups whilst *in situ* in the NGI Cup Collection Tray. Using a standardised method to ensure uniform application of the surface coating, the NGI Cup Coater reduces sources of variability in testing associated with cup coating, while at the same time boosting productivity.



Easy to use touchscreen interface



Cups coated in as little as 2 minutes



Adjustable drying time

Key Features:

Coating station provides the filling, levelling and drying functions which make up the coating cycle



High precision multichannel dispenser with 8 channels, one for each collection cup



Spring-loaded stainless steel dispense tubes ensure consistent contact with the cup surface



Frame specifically designed to accept the NGI Cup Collection Tray

PTFE tipped tubes avoid scratching and are connected to the dispenser by solvent-resistant tubing.



Intuitive touchscreen control with icon-based menu structure simplifies operation


NCC 100i: User Interface



Setting a parameter



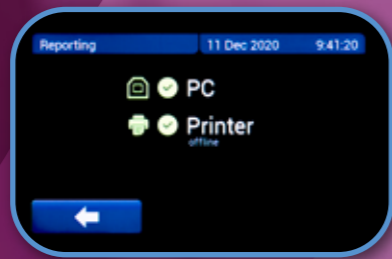
Set v Actual test parameters (before test run)



Set v Actual test parameters (during test run)



Settings menu



Report output settings menu

NCC 100i: Technical Specifications

Dispense and Reverse Cycle Time:	0 - 10 minutes
Drying Time:	0 - 10 minutes
Connectivity:	USB A USB B
Dimensions (w x d x h):	Cup Coater: 590 x 280 x 185 mm Dispenser: 150 mm x 220 mm x 130 mm

Compliance and Maintenance

- Comprehensive IQ/OQ documentation packages available
- Extended Warranty available

NGI Cup Coater NCC 100i

Cat. No.	Description
5920	NGI Cup Coater Model NCC 100i (excl. NGI Cup Tray & Cups)
1034	NGI Cup Coater Extended Warranty - 1 Year
1035	NGI Cup Coater Extended Warranty - 2 Years

Accessories

5901	500 mL Solvent Reservoir complete with 9-way Cap
5902	1000 mL Solvent Reservoir complete with 9-way Cap
5903	IQ/OQ Documentation for NGI Cup Coater
5904	NGI Cup Coater Qualification Tools
5905	Recalibration of NGI Cup Coater Qualifications Tools



Gentle Rocker

Promoting easy and fully repeatable dissolution of the active drug present in the NGI Collection Cups following testing, the Gentle Rocker gently agitates solvent back and forth within the cups aiding assay sample preparation.



Quick and easy NGI sample preparation



Adjustable run time for flexible testing



20 and 40 rpm models available

Key Features:



Gentle Rocker Accessories

A number of accessories are available for the Gentle Rocker primarily designed to safeguard the integrity of the samples concerned and maintain the condition of the collection cups which are performance critical and particularly prone to damage.



Storage Cabinet for 6 x NGI Cup Collection Trays

Accommodates up to six NGI Cup Collection Trays and their associated cups when not in use (NGI Collection Cup Trays not included).

NGI Collection Cup Tray with Evaporation Cover

Fitted with seals and retaining clips to minimise solvent loss during operation where evaporation is a particular problem.



Gentle Rocker: Technical Specifications

Speed:	20 or 40 rpm (dependent on model)
Run Time:	Up to 99,999.9 minutes
Dimensions (w x d x h):	70 x 18 x 16 cm

Compliance and Maintenance


- Comprehensive IQ/OQ/PQ documentation packages and toolkits available
- Qualification Kit available

Gentle Rocker

Cat. No.	Description
5220	Gentle Rocker (complete with dust cover and 20 rpm motor)
5221	Gentle Rocker (complete with dust cover and 40 rpm motor)
1036	Gentle Rocker Extended Warranty - 1 year
1037	Gentle Rocker Extended Warranty - 2 years

Accessories

5223	Evaporation Cover (with seals and clips to prevent solvent loss)
5255	Dust Cover (Spare)
5224	Storage Cabinet for 6 NGI cup trays (not included)
5225	IQ/OQ Documentation for Gentle Rocker
5235	Verification of Gentle Rocker
5256	Gentle Rocker Qualification Tools
5257	Re-calibration of Gentle Rocker Qualification Tools



Sample Preparation Unit SPU 200i

Ensuring full, reproducible drug recovery from the NGI, ACI and FP/Salmeterol Induction Ports and the NGI Preseparator, the Sample Preparation Unit SPU 200i automates repetitive drug recovery procedures, alleviating testing bottlenecks and reducing the unwanted effects of repetitive strain injury (RSI).



Easy to use touchscreen interface



Reproducible sample preparation



Variable speed control for different dissolution applications



Ideal for use with Induction Ports and/or Preseparators

Key Features:





SPU 200i fitted with 2 x NGI Preseparators



SPU 200i fitted with 2 x ACI Induction Ports



Fixture with ACI/Albuterol Induction Port



Fixture with NGI Induction Port



Fixture with FP Induction Port



Achieve sample preparation time savings of up to 40%* and improvements in drug recovery reproducibility by combining the SPU 200i with the NGI Assistant (page 294) - an optimal NGI sample preparation system.

Data from a back-to-back study reported in ONDrugDelivery, November 2020

SPU 200i: User Interface



Setting a test parameter



Set v Actual test parameters (before test run)



Set v Actual test parameters (during test run)



Settings menu



Report output settings menu

SPU 200i: Technical Specifications

Speed:	Variable (20 and 60 rpm (+/- 1 rpm))
Rinsing Cycle Duration:	0 - 120,000 revolutions or 99h 59min 59sec
Rotational Direction	Fixtures reverse rotation direction half way through run
Connectivity:	RS-232 USB A USB B
Dimensions (w x d x h):	285 x 335 x 295 (with a single Induction Port Fixture) 420 x 335 x 310 (with a single Preseparator Fixture)

Compliance and Maintenance


- Comprehensive IQ/OQ/PQ documentation packages and toolkits available
- Qualification Kit available
- Extended Warranty available

Accessories


Cat. No.	Description
9226	Fixture for ACI/NGI/Albuterol & FP Induction Port (each)
8503	Set of 2 Silicone Rubber Rinsing Caps for FP Induction Port
8504	Set of 2 Silicone Rubber Rinsing Caps for ACI/Albuterol Induction Port
9227	Fixture for NGI Preseparator (each)
5265	Set of 2 Silicone Rubber Rinsing Caps for NGI Induction Port
5266	Set of 2 Silicone Rubber Rinsing Caps for NGI Preseparator
9223	IQ/OQ Documentation for SPU 200i
9213	SPU 200i Qualification Tools
9214	Re-calibration of SPU 200i Qualification Tools
8766	Printer

Sample Preparation Unit 200i

Cat. No.	Description
9222	Sample Preparation Unit Model SPU 200i (without Fixtures)
1038	SPU 2000 Extended Warranty - 1 year
1039	SPU 2000 Extended Warranty - 2 years



Key Features:



NGI Assistant

Automating the complete APSD measurement drug recovery process, the NGI Assistant makes the conversion of NGI samples to solutions for HPLC analysis simple and completely reproducible. Providing an accurate and efficient means of recovering samples from the NGI following testing, the NGI Assistant is designed to increase throughput and protect data integrity by reducing analyst-related variability introduced in drug recovery procedures.

- 

Significantly improves productivity
- 


~ 30 minutes to process 3 collection cup trays*
- 

Easy method transfer - follows NGI Gentle Rocker principle
- 

'Load and go' walkaway operation
- 

Customisable recovery methods
- 

Security and electronic records management safeguard data integrity



*depending on method



Manual Recovery


+

x3

Manual shaking + Gentle agitation (of NGI cups)

1 run ~ 75 minutes
3 runs ~ 225 minutes

Automated Recovery


+


Automated shaking + Automated drug recovery (of NGI cups)

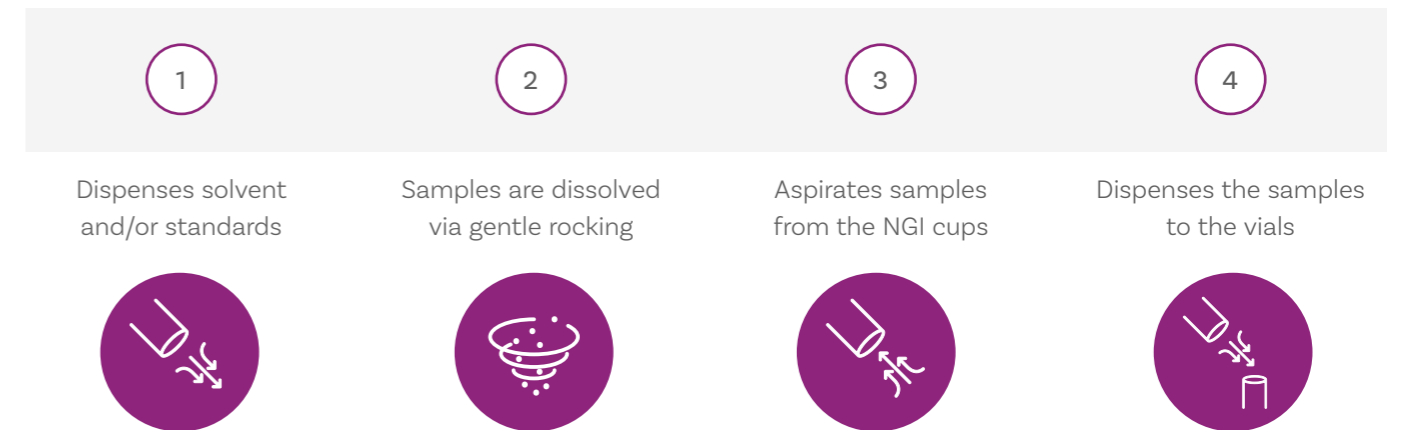
1 run ~ 50 minutes
3 runs ~ 140 minutes

Reduce drug recovery time by up to 40%

The most efficient way to increase throughput is by using the NGI Assistant together with the Sample Preparation Unit SPU 200i to achieve time-savings of up to 40%.

Data from a back-to-back study reported in ONDrugDelivery, November 2020

NGI Assistant: Automated Drug Recovery Process



PC-Controlled


The NGI Assistant is controlled by a separate PC, via easy-to-use Windows-based software that provides four default routines including:

1. Pump conditioning
2. System priming
3. Calibration
4. System validation

Customer-specific routines can be configured using additional or modified methods.

For Health & Safety

A safety enclosure together and an emergency stop button and provision for extraction facilities is supplied as standard.



NGI Assistant with Safety Enclosure

NGI Assistant: Technical Specifications

Dispense and Reverse Cycle Time:	Method dependent (8 - 12 min per NGI cup tray is typical)
Dimensions (w x d x h):	Liquid Handler: 95 x 68 x 97 cm Safety Cabinet: 117 x 72 x 97 cm

Compliance and Maintenance

- Comprehensive IQ/OQ/PQ documentation packages and toolkits available
- Qualification Kit available

NGI Assistant

Cat. No.	Description
5415	NGI Assistant (3-Tray) complete with Safety Enclosure
5223	Evaporation Cover (with seals and clips to prevent solvent loss)*
5255	Dust Cover (Spare)*

* Note: 3 required for NGI Assistant



Clean your impactor in 4 easy steps:



1. Cleaning
Impactor Ultrasonic Cleaning Bath



2. Rinsing
Impactor Rinse Bath



3. Aspiration
Impactor Suction Aspiration



4. Drying
Impactor Drying Oven



Impactor Cleaning System

Ensuring the thorough, reproducible and controlled cleaning and drying of cascade impactors, the Impactor Cleaning System has been designed to clean component parts of both the NGI and ACI. Regular cleaning and drying are an essential element of good impactor practice. They ensure that the instrument is free of debris prior to testing and that it remains in optimum condition throughout its life.



Available as a complete system, or as individual components



Consistent, reproducible cleaning



Benchtop system



Suitable for both NGI and ACI cleaning

Step 1. Ultrasonic Cleaning Bath

Using ultrasound (usually from 15-400 kHz) to promote the effective cleaning of nozzles and other difficult-to-access places, the Impactor Ultrasonic Cleaning Bath is able to efficiently remove sticky, adhering and embedded particles from solid surfaces.

Step 2. Impactor Rinse Bath

Following cleaning, the impactor parts are normally rinsed in clean cold water and left to drain.

Step 3. Impactor Suction Aspirator

Used to remove the small amounts of excess water that collect in the bottom of the impactor stages and preseparator parts following rinsing and prior to drying, the Impactor Suction Aspirator comprises a hand-held probe linked via a water collection jar to a vacuum pump, which provides the necessary suction.

Step 4. Impactor Drying Oven


Following sonication, rinsing and aspiration, the impactor parts should be dried using a heated cabinet. The Impactor Drying Oven has a temperature range of 25 - 70 +/- 1 degrees C, ideal for impactor part drying. Designed to accept 3 individual carrying racks, the unit is fitted with an inner glass inspection door together with a wipe-clean, all stainless-steel interior for ease-of use and cleaning.

The 4-speed forced air circulation means that the oven reacts rapidly to change and is ideally suited to impactor drying, where maximum accuracy and warm-up are required and the door is to be opened on a frequent basis

Impactor Cleaning System Accessories

Carrying/Wash Racks

The impactor parts are normally placed in a rack prior to immersion (a) to segregate them during the cleaning process and (b) to maximise the surface area exposed to the cleaning process. The Impactor Carrying/Wash Racks are constructed from heavy duty polypropylene and fitted with neoprene cushions to prevent scratching to the outer surfaces of the parts.



NGI Rack

The NGI rack has 12 apertures corresponding to the 8 Collection Cups, NGI Induction Port and the three parts of the NGI Preseparator.

ACI Rack

The ACI Rack has 21 apertures corresponding to the 8 stages, the 8 Collection Plates, the Inlet Cone, Induction Port and the 2 parts of the Preseparator of the ACI.



FP/Salmeterol ACI Rack

Available to accommodate the special Induction Port and Preseparator used.

Each rack measures 420 mm (w) x 230 mm (d) and is designed to fit inside the basket used in the Impactor Ultrasonic Cleaning Bath. The basket prevents the carrying rack from touching the bottom or sides of the bath.

Impactor Cleaning System

Cat. No.	Description
5400	Impactor Cleaning System (excluding Carrying/Wash Rack)
5205	NGI Carrying/Wash Rack
5401	ACI Carrying/Wash Rack
5401A	FP/Salmeterol ACI Carrying/Wash Rack

Modules Only

5402	Impactor Ultrasonic Cleaning Bath (including basket and lid)
5403	Impactor Rinse Bath
5404	Impactor Suction Aspirator
5405	Impactor Drying Oven
5406	Stainless Steel Drip Tray

Qualification/ Servicing & Training

Good Manufacturing Practices (GMP) regulations require that:

- A. The test methods used to monitor pharmaceuticals must meet proper standards of accuracy and reliability
- B. Companies should establish procedures to ensure the fitness for use of instruments that generate data supporting product testing

However, these GMP regulations do not provide definitive guidance as to how these aims are to be achieved.

The USP has sought to address this problem by the introduction of a series of chapters as follows:

- <1058> Analytical Instrument Qualification
- <1225> Validation of Compendia Procedures
- <1226> Verification of Compendia Procedures
- <1603> Cascade Impactor Practices (Draft)

It is interesting to note that the scientific community has used the terms “validation” and “qualification” on an interchangeable basis thus creating a degree of ambiguity as to their use. For this reason, USP have suggested that:

- A. The term “qualification” be applied to instrumentation
- B. The term “validation” be applied to processes and software

The term “Analytical Instrument Qualification” (AIQ) is used for ensuring that an instrument is suitable for its intended application and the term “Analytical Method Validation (AMV)” is used for ensuring that the analytical and software procedures employed are suitable for their intended application.

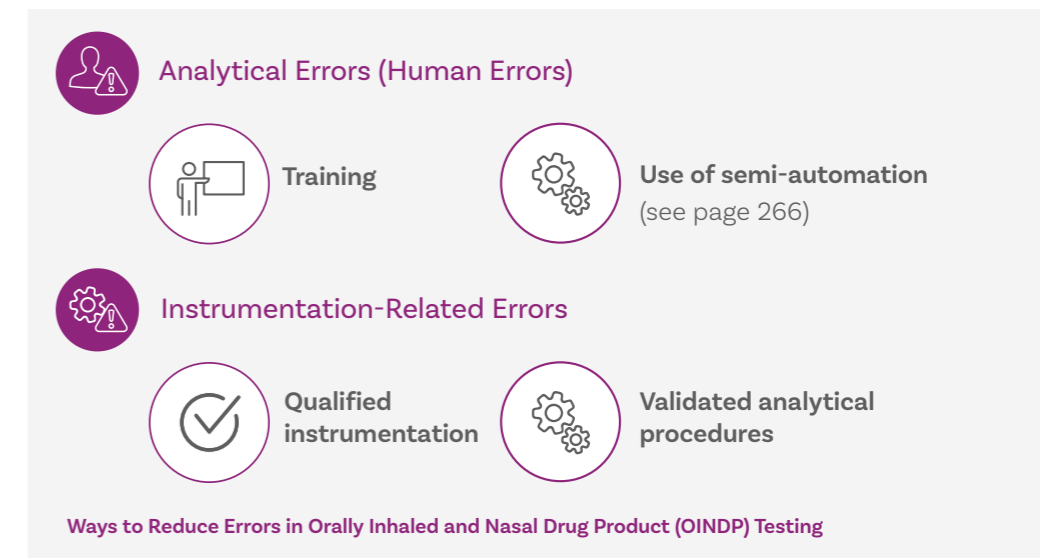
The USP Chapter <1058> Analytical Instrument Qualification describes in detail the four phase approach to qualification based on design (DQ), installation (IQ), operational (OQ) and performance (PQ) qualification.

It is important to note that the purpose of AIQ and its counterpart, AMV, is to ensure the quality of analysis before conducting the test, whereas system suitability tests and quality control checks ensure the quality of analytical results immediately before or during sample analysis.

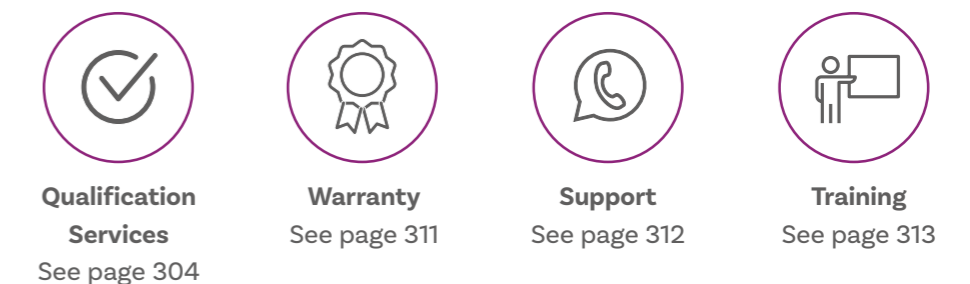
The performance of inhaler testing equipment and the methods associated with them can be influenced by factors other than the equipment itself:

- **Analytical (human error)**
- **Instrument (errors in instrument and/or ancillary equipment)**

If these sources of error can be eliminated then it is fair to assume that any anomalies in results are a product of the device/formulation combination itself.



Copley recognises the scientific and regulatory importance of these initiatives. Therefore, we have designed a selection of products, services and documentation to assist you through the OINDP testing journey:



Qualification Services

Impactor Qualification

Stage and Components Mensuration

Both the Ph. Eur. and USP lay down certain criteria which the cascade impaction system and method selected for the inhaler must fulfil prior to and during use.

The performance and reproducibility of a cascade impactor are dependent on a number of factors, the most critical being the nozzle dimensions (and their spatial arrangement) on each stage together with the air flow rate passing through it.

Providing these critical parameters are within the quoted specification, then the impactors concerned can be expected to give comparable results.

The process of measuring the nozzle diameters and other critical dimensions of cascade impactors is called impactor mensuration.


Both the Ph.Eur. and USP recommend the stage mensuration of impactors prior to use and periodically thereafter.

In practice, cascade impactors often corrode and wear with use owing to their repeated exposure to formulations and recovery solvents. This is particularly true of aluminium impactors.

This can lead to full or partial nozzle occlusions causing changes in the impactor aerodynamics and hence particle collection characteristics.

Stage mensuration, is used to ensure that cascade impactors conform to the critical dimensions stated in USP Chapters <601> and <1603> and Ph.Eur. Chapter 2.9.18 and are therefore fit for use.

Stage mensuration replaces the need for repetitive calibration using standardised aerosols.

TOP TIP All our mensuration certificates are supplied electronically 

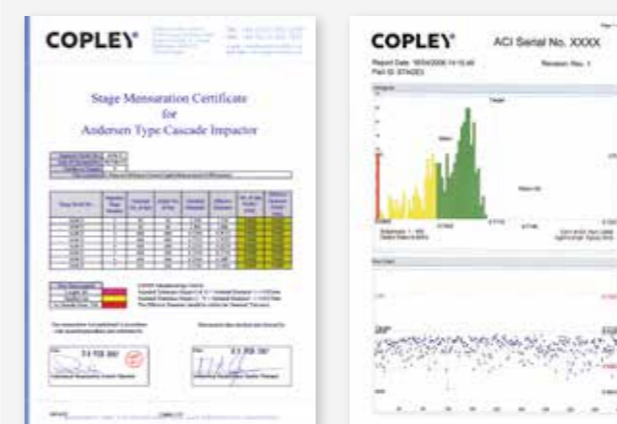
Copley provides a one-stop, quick turn-around mensuration service for all types of Ph.Eur. and USP specified impactors, including induction ports and preseparators



Mensuration Certificate



Mensuration of ACI Stages using the Mitutoyo QV404 Vision Inspection System



Stage Mensuration Certificate with Histogram Option

Mensuration certificates are supplied as standard with all new impactors, preseparators and induction ports, detailing how each component conforms to the pharmacopoeial requirements.

As impactors and ancillaries are put into use, regular re-mensurations (at least annually) should be performed to monitor and confirm their “in-use” compliance.

Data Interpretation

Copley adopts Effective Diameter and In-Use Margin as recognised by the European Pharmaceutical Aerosol Group (EPAG) as a means of determining the suitability of cascade impactors for use.

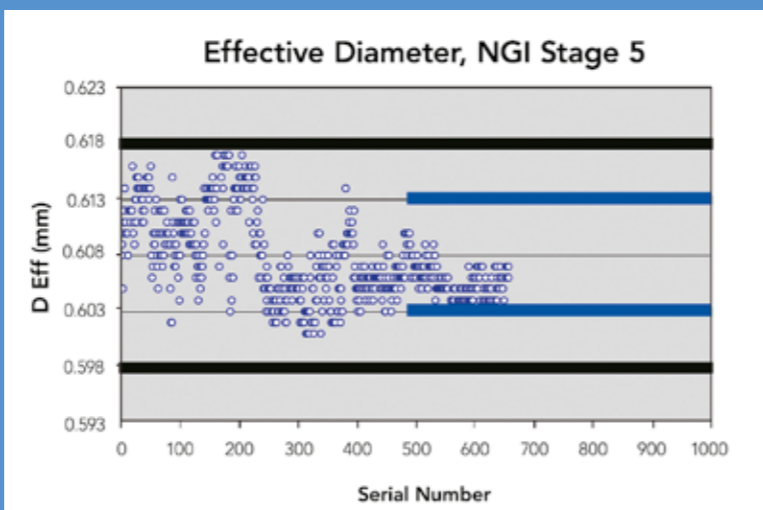
Derived from the area-mean and area-median diameters of multi-nozzle impactor stages, ED is a useful parameter that can be used to monitor “drift” in the D50 of impactor stages (median nozzle diameter).

The In-Use Margin is calculated as the % of USP/Ph.Eur. tolerance that remains, relative to the ED. If the ED is equal to the stage nominal diameter then the In-Use Margin would be 100%. If, however, the ED is equal to the diameter defined by the upper or lower USP/Ph.Eur. tolerance then the In-Use Margin would be 0%. It follows that if the ED falls outside the compendia tolerance then the In-Use Margin would be a negative value.

Successive mensuration reports allow the tracking and monitoring of any deterioration of In-Use Margin, a useful way of investigating how an impactor is wearing with time. This approach allows the likelihood of an out-of-specification (OOS) stage occurring within the next calibration cycle to be predicted, indicating when remedial work will be required.

TOP TIP

Effects of improvements in the NGI manufacturing processes relating to Stage 5 of the NGI with serial number. Every nozzle on the NGI has always met pharmacopoeial specifications (heavy black lines). Now though, every NGI has an ED within just half the range of the pharmacopoeial specification (heavy blue lines). These data therefore provide evidence of our commitment to continuous quality improvement.



Impactor Performance Restoration

Following impactor mensuration there are three possible results; ED within specification, ED in excess of an upper limit and ED below the lower limit for the stage:



ED within specification

No restoration is required when mensuration shows ED within specification.



ED in excess of an upper limit

This is a sign that the nozzles have worn, either as a result of corrosion from the solvents used to dissolve the active drug or erosion from the constant passage of particles through the nozzles concerned. In this case no restoration is feasible as it is not practical to reapply metal to impactor nozzles. Replacement of the stage will be required.



ED below the lower limit

The vast majority of impactors tend to drift out of specification because ED decreases below the lower limit for the stage. This can be caused by a build-up of hardened particulates or, more likely, because corrosion produces metal salts that occlude the nozzle. The formation of oxidised impurities at the nozzle exit is a commonly encountered cause of occlusion, particularly for aluminium impactors, which is why materials such as stainless steel and titanium are often also used.

In this case of ED below the lower limit, performance can sometimes be improved or restored.

Rigorous cleaning and ultrasonics (see page 298 for the Impactor Cleaning System) can be used to remove deposits and restore performance.

Stage Pinning can also be attempted as a secondary option. Pushing stainless steel “go” pins with a diameter between the nominal diameter and the lower tolerance limit for the stage through each nozzle can serve to clear accumulated debris.

Stage Replacement is recommended in cases that the restoration of the impactor stage is not achievable via stage pinning.



Pinning various stages of the ACI



Pinning Kit with close-up of Pin

Impactor Mensuration Services

Cat. No.	Description	Cat. No.	Description
8590	Induction Port Mensuration	5290	NGI Stage Mensuration
8390	ACI Stage Mensuration	5291	NGI Preseparator Mensuration
8990	60 L/min Conversion Kit Mensuration	8591	Alberta Idealised Throat Mensuration
5236	90 L/min Conversion Kit Mensuration	8340	FSA Stage Mensuration
8490	ACI Preseparator Mensuration	5270	FSI Insert Mensuration
8311	ACI Stage Mensuration Histogram (per stage)	8917	GTI Mensuration
8890	MSLI Stage Mensuration and Leak Test		

Mensuration 'Returns' Boxes

8391	ACI Mensuration 'Returns' Box
5292	NGI Seal Body Mensuration 'Returns' Box

Leak Testing

5233	ACI or NGI Leak Test Certificate
5234	ACI or NGI Delta-P Certificate
5251	NGI Leak Tester Re-calibration
5251A	Re-calibration of LTK2 Leak Test Kit tools
5442	ACI Cut-Point Particle Calibration Certificate

Pinning Kits and Services

5430	ACI Pinning Service (per stage)
5431	ACI Pinning Kit
5432	NGI Pinning Service (per stage)
5433	NGI Pinning Kit

In-House and On-Site Equipment Servicing and Calibration

Copley offers a comprehensive range of servicing, maintenance and qualification options, tailored to individual customer needs, providing quality maintenance and calibration procedures at competitive prices:

- In-house equipment servicing
- In-house equipment calibration
- On-site equipment servicing
- On-site equipment calibration
- On-site equipment IQ/OQ

What is included?



Tailored services for your needs



Qualified engineers and technicians trained to a high standard



Choose between:

- Service contract
- One-off offering



Documentation supplied and completed to GxP standards as per regulatory requirements

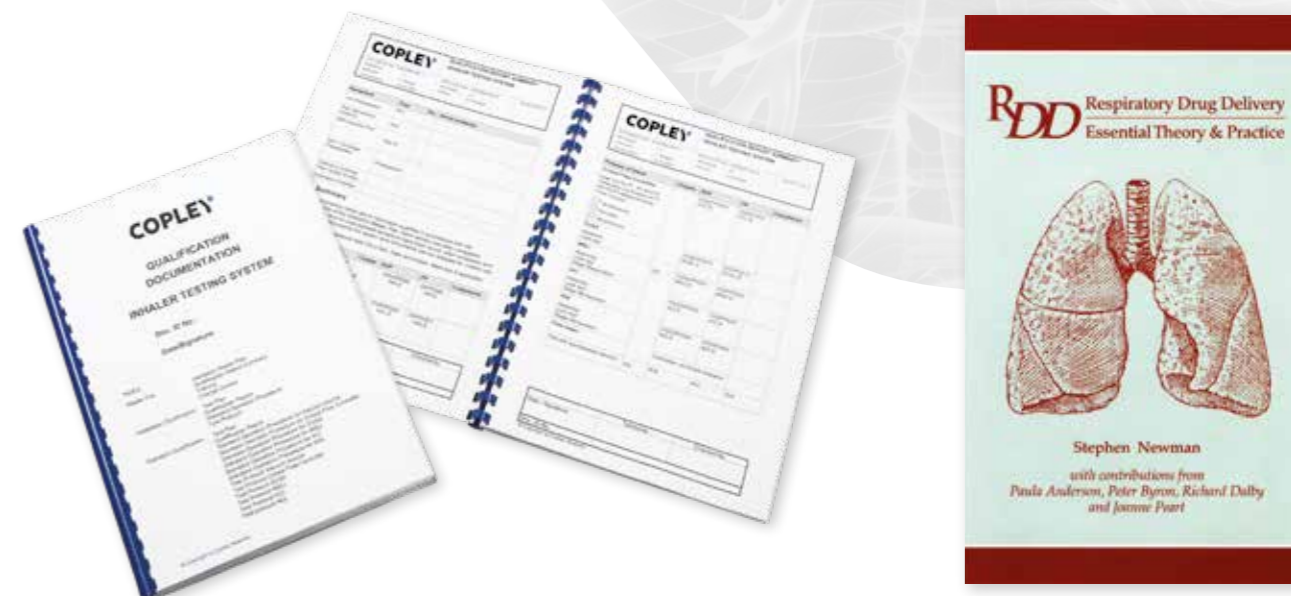


Single account manager contact to ensure excellent service

We will be pleased to discuss your individual requirements and quote accordingly.

Qualification Tools and Documents

IQ/OQ Documentation



According to USP Chapter <1058>, Analytical Instrument Qualification is “the collection of documented evidence that an instrument performs suitably for its intended purpose”

It is important to note that the stage mensuration process described on previous pages is intended to replace the need for repetitive impactor calibration based on standard aerosols. It ensures that only impactors that conform to specification are used in testing. Whilst mensuration or calibration is an important part of the qualification process, it does not in itself qualify the whole inhaler testing for use.

This is a separate process. The Installation Qualification/ Operation Qualification Documentation (IQ/OQ) Documentation provided by Copley guides the user through this important process and confirms that the system is fully qualified for use.

It includes:

- **Master Plan**
 - Defines the aim and scope of the qualification
- **Installation Qualification**
 - Outlines the test plan, the standard operating procedures and test protocols necessary to perform the IQ for the system concerned
- **Operation Qualification**
 - Outlines the test plan and the standard operation procedures and test protocols to perform the OQ of the system concerned

Qualification Documents

Cat. No.	Description
8000	IQ/OQ Documentation for Inhaler Testing Systems
9500	Respiratory Drug Delivery Essential Theory & Practice Book

Individual ancillaries and semi-automation IQ/OQ documentation can be found in the relevant sections

Qualification Tools




Inhaler Testing Qualification Kit

Includes all the tools required to perform IQ/OQ Qualification procedures and can also be used for calibration of the Flow Controllers TPK 100i/R and BAC 100i/R.

Delta-P

Nozzle dimensional performance can be indirectly monitored by measuring the pressure drop (Delta-P) across each stage of the impactor at a particular flow rate. Theoretically, for example, a 2% shift in ECD corresponds to an approximate 5% shift in Delta-P. Delta-P can be measured by the addition of a pressure port at each impactor stage. In the case of the NGI, this is achieved by means of a specially designed lid in conjunction with the TPK 100i/R (see page 180). It is then a simple matter to determine the pressure drop across each stage using a sensitive pressure meter.



Warranty

Standard 12 Months Warranty

Copley offers a 12 months supplier's warranty as standard with our entire product range.

Extended Warranty

For selected items, Copley offers the option to obtain extended warranty for a further period of 12 or 24 months after the standard warranty expires. We have confidence in our excellent product quality but an extended warranty provides the peace of mind that comes with an added layer of assurance.

Products that extended warranty is available for:



Flow Controllers
see page 172



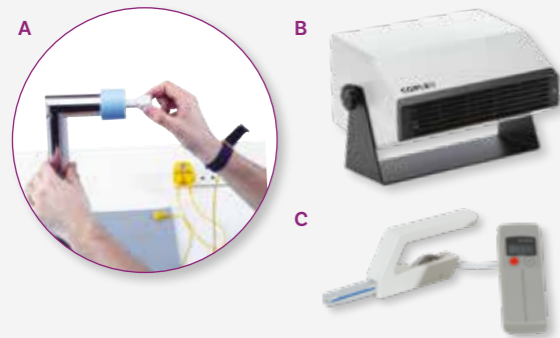
Vacuum Pumps
see page 188



Breathing Simulators
see page 156



Semi-Automation Tools
see page 266



Anti-Static Equipment

- A - Antistatic Grounding Kit
- B - Electrostatic Eliminator
- C - Digital Static Meter

Ancillaries and Semi Automation Equipment Qualification Kits

Separate tools are required for the qualification of various ancillaries and semi automation equipment. Please refer to the relevant chapters for more information

Qualification Tools

Cat. No.	Description
5440	Inhaler Testing Qualification Kit Model ITQK2
5445	Re-calibration of ITQK2 Kit tools
5216	'Delta-P' Apparatus for NGI
5217	NGI Leak Tester

Electrostatic Effects Minimisation

9300	Antistatic Grounding Kit
9301	Electrostatic Eliminator
9302	Digital Static Meter

Support

Buy with confidence from Copley. When you purchase equipment from us, you not only get outstanding instrumentation but also a complete customer care package which extends from the start of the sales process through to installation, training, after-sales support and beyond. With a global network of experienced and knowledgeable distributors you can rest assured that, wherever you may be, there is support every step of the way.

Design Support

Our design team has many years' experience working closely with the inhaler testing community in helping to develop ideas for solving particular problems.

Whether you have a longstanding problem, or one that has been created by the introduction of a new process, an idea for a new product, or even a bespoke design that you need manufacturing, we would be delighted to hear from you.



Training Services



As a world leader in the provision of equipment for testing OINDPs, Copley offers a range of tailored training packages for both analysts and lab managers of pharmaceutical companies. Training is planned and executed according to your exact requirements and can focus on both application and installation/qualification topic areas.



Application Training

- In-house purpose built facility
- On-line training
- On-site training



Installation/Qualification Training

- In-house purpose built facility
- On-line training
- On-site training

Example training topics:

- *In-vitro* testing methods for OINDPs (MDIs, DPIs, nebulisers, ADIs, nasal products)
- Improving the clinical relevance of *in-vitro* test methods
- IQ/OQ and maintenance of inhaler testing systems

Book your training course.

- ✓ Highly experienced trainers
- ✓ Bespoke training programs
- ✓ On-site training available
- ✓ Certification provided



Please contact us to find out more about our range of training packages.

Contact us at: sales@copleyscientific.co.uk

or call: +44 (0)115 961 6229

Index

A

Abbreviated Impactor Measurement (AIM)	252, 253-259
ACI	77, 88-93
ACI Carrying/Wash Rack	92, 300
ACI, Cleaning	298-301
ACI Cleaning System	298-301
ACI Collection Plate Rack	91, 93
ACI Drying Oven	299, 301
ACI Pinning Kit	307
ACI Pinning Service	307
ACI Rinse Bath	299, 301
ACI Sample Preparation Unit	290-293
ACI Suction Aspirator	299, 301
ACI Ultrasonic Cleaning Bath	299, 300, 301
Active Pharmaceutical Ingredient (API)	18, 78
Active Substance Delivery Rate (Nebulisers)	48, 49
Actuation Sensor for MDIs	179
Adapters, Mouthpiece	203-205
Adapters, Nosepiece	203, 205
Add-on Devices	7, 28, 36-40, 109-114
Aerodynamic Particle Size (APSD)	13, 76-153
AIM - HRT Model	255-258
AIM - QC Model	253-256
AINI	222
Alberta Idealised Nasal Inlet (AINI)	222
Alberta Idealised Throat (AIT)	220-221
Albuterol Aerosols, Testing	26, 264-265
Analytical Instrument Qualification (AIQ)	302, 303
Analytical Method Validation (AMV)	302, 303
Ancillaries	154-205
Andersen Cascade/Impactor (ACI)	88-93, 233
Andersen Fast Screening Impactor (FSA)	255-256
Antistatic Grounding Kit	310
APSD	13, 76-153
Aqueous Droplet Inhalers	6, 10, 54-58, 128-133
Assistant, NGI	269, 294-297
Automated Fire	267, 270-277
Automated Flow Control	172-183
Automated Nasal Testing System	26, 61, 138, 275
Automated Shake	267, 270-277
Automated Shake and Fire	267, 270-281
Automation	266-301

B

Book, Reference	309
Breath Actuation Controller BAC 100i	176-179
Breath-Actuated MDIs	7, 20, 21, 102, 172
Breathing Simulators	25, 154, 156-171
Bounce, Particle	94, 102, 116, 284
BP Content Uniformity Apparatus	25

C

Caps, Rinsing	291, 293
Carrying/Wash Rack ACI	92, 300
Carrying/Wash Rack, NGI	86, 87, 300, 301
Cascade Impactors	78-81, 82-101
CDER	12, 16, 17
CDRH	12
Chinese Pharmacopoeia (ChP)	16, 17
Cleaning Systems, ACI/NGI	298-301
Coarse Particle Mass (CPM)	254, 256, 258
Coating, Cups	102, 116, 120, 268, 284-286
Cold Freon® Effect	247-251
Collection Tubes for DPIs	22-23
Collection Tubes for MDIs	21
Connectors, Quick-Release	199
Conversion Kits, 60 & 90 L/min	93
Cooler, NGI	194-195
Critical Quality Attributes (CQAs)	15, 18, 76, 216
Critical (Sonic) Flow	174, 180, 191
Cup Coater	284-286
Cut-Off Diameter	84, 90, 96, 99, 208, 255, 257, 258
Cup Tray Storage Cabinet, NGI	288, 289

D

Data Analysis Software (Inhalytix)	206-212
DecaVertus II	278-281
Delivered Dose Sampling Apparatus for:	
- Nebulisers with a Mouthpiece	48-51
- Nebulisers with a Facemask	242-243
- Spacers & VHCs	36-39
Delivered Dose Uniformity (DDU)	18-74

D

Delta-P Testing	310
Design	312
Device Resistance	42, 90, 116, 172-173
DFM 2000 Flow Meter	185, 187
DFM 4 Flow Meter	185, 186
Dissolution Cup	232, 233
Dissolution Inhaled	230-235
Dissolution Testing - Dose Collection	231-233
Dosage Unit Sampling Apparatus (DUSA) for DPIs	22-23
Dosage Unit Sampling Apparatus (DUSA) for MDIs	21
Drug Delivery Devices	6-11
Drug Losses, Inter-Stage	83, 94, 96
Drying Oven, ACI	299, 301
Dry Powder Inhalers (DPIs)	8
DUSA Shaker	267, 282-283

E

Effective Cut-off Diameter (ECD)	90, 310
Efficient Data Analysis (EDA)	253
Electrostatic Effects	310
Electrostatic Eliminator	310
Emitted Dose	18, 230
Entire Contents (DDU)	19, 20, 29, 37, 43
European Medicines Agency (EMA)	12, 14, 17
European Pharmaceutical Aerosol Group (EPAG)	16, 17, 195, 305
European Pharmacopoeia (Ph.Eur.)	15
External Filter Holder, NGI	85, 87, 209, 258
Extra-fine Particle Mass (EPM)	254, 257

F

Facemask-based products	217, 236-245
Facemask Stand for Nebulisers (FMS)	242-245
Facemask Test Apparatus for Spacers and VHCs (FMA)	238-241
Fast Screening Andersen (FSA)	255-256
Fast Screening Impactor (FSI)	258-259
Fast Screening Impactors	255-259
Fast Screening NGI (rNGI)	257

F

Fine Particle Dose (FPD)	76, 80, 98, 141, 147, 200, 210, 215
Fine Particle Fraction (FPF)	80
Fine Particle Mass (FPM)	76, 254, 258
Flow Controllers:	
- TPK-100i	180-183
- TPK 100i-R	180-183
- BAC 100i	176-179
- BAC 100i-R	176-179
Flow Meters	184-187
Flow Rate	173, 184, 185
Flow Rate Stability	174
Flow Resistance	22, 42, 44, 173, 216, 257
Fluticasone Propionate Aerosols - Testing	261, 263
Fluticasone Propionate Powders - Testing	261, 262, 263
Food and Drug Administration (FDA)	12, 13, 14, 16, 17

G

Generic Drug Development	260-265
Glass Expansion Chambers	200-202
Glass Impinger	98-100
Glass Twin Impinger	98-100
Gentle Rocker	287-289
Geometric Standard Deviation (GSD)	80, 82
Global Harmonisation Task Force (GHTF)	14
Gravimetric Cup, NGI	85, 87

I

ICH Guidelines	14
Idealised Nasal	222
Idealised Throat	220-221
Impactor Choice	101
Impactor Cleaning System	298-301
Impactor Performance Testing	304-307
Impactor Qualification	304-307
Impactor Sized Mass (ISM)	218, 220, 253
Impinger, Glass, Twin	98-100
Inhaled Dissolution	230-235
Inhaled Drug Products	6-11
Inhaler Testing Software (Inhalytix)	206-213
Inhaler Testing Workstation (ITW)	196-199
Inhalytix Software	206-213
Inlet, Mixing	219, 226
Inspiration Volumes	173, 174

I

Installation Qualification	308, 309-310
Internal Filter Holder, NGI	85, 87
International Pharmaceutical Consortium on Regulation and Science (IPAC-RS)	16, 17
International Standards Organisation (ISO)	2, 14, 16, 17
Inter-Stage Losses	83, 94, 98
<i>In vitro - in vivo</i> correlation	14, 79, 156, 157, 214-217
In-Use Margin	305
IPAC-RS	16, 17
IQ/OQ Documentation	309
ISO 20072	16, 17
ISO 27427:2013	17, 158, 162, 167
ISO 9001:2015 Quality Management System	2
ITW	196-199
IVIVC	14, 79, 156, 157, 214-217

J

Japanese Pharmacopoeia (JP)	16, 17
Jet Nebulisers	9

L

Large Particle Mass (LPM)	253, 254
Leak Testing	81, 176, 180, 272, 307
Leak Test Kit	307
Losses, Inter-Stage	83, 94, 98
Losses, Wall	82

M

Mass Balance	82
MDI Actuation Sensor	158, 179, 183
MDI Angle of Rotation	276, 280
MDI Semi-Automation	270-281
MDI Shake and Fire	267, 270-281
Mensuration (impactor)	81, 304-307
Mesh Nebulisers	9
Meter, Flow	184-187
Meter, Static	310
Metered-Dose Inhalers (MDIs)	7, 28-40, 102-114
Metered Nasal Spray Pump	10
MHLW (Japan)	12, 14
Mitutoyo QV404 Vision Inspection System	305
Mixing Inlet	219, 226
Mouthpiece Adapters	203-205
Multi-Stage Liquid Impinger (MSLI)	94-96

N

Nasal Aerosols	10, 64-68, 141-146
Nasal Delivery Systems	10
Nasal, Idealised	222
Nasal Powders	10, 70-74, 147-152
Nasal Spray Modification, Twin Impinger	99, 100
Nebulisers	9, 48-52, 122-127
Nebulisers, Delivered Dose	48-52
Nebulisers, Particle Size	122-127
Next Generation Impactor (NGI)	82-87
NGI	82-87
NGI +	83, 87
NGI Assistant	294-297
NGI Carrying/Wash Rack	86, 300
NGI Cooler	194-195
NGI Cup Coater	284-286
NGI Cup Tray Storage Cabinet	288, 289
NGI Gentle Rocker	287-289
NGI Gravimetric Cup	85, 87
NGI Leak Tester	310
NGI Pinning Kit	307
NGI Pinning Service	307
NGI Plus	83, 87
NGI, Reduced (rNGI)	257
NGI Sample Preparation Unit	268, 290-293
Nosepiece Adapters	203, 205

O

OINDPs	6-11
Operation Qualification	309
Organisations	12-17

P

P1 Measurement Adapter	118
Particle Bounce	94, 102, 116, 284
Particle Size	76-81
Pharmacopoeial Forum	15
Pharmeuropa	15
Ph.Eur.	15
Pinning Kits	307
Pinning Service	307
Plume Temperature Testing	250-251
Powder-Based Nasal Devices	10, 70-74, 147-152
Pressure Drop	22, 42, 44, 70, 90, 116, 118, 173, 310
Process Analytical Technologies (PAT)	14
Product Quality Research Institute (PQRI)	16

COPLEY

Austria, France, Germany and Switzerland

Copley Scientific AG

Erlenstrasse 27
Postfach 152
CH-4106 Therwil
Switzerland

☎ +41 (0)61 725 25 35

📠 +41 (0)61 721 31 87

✉ sales@copleyscientific.ch

🌐 copleyscientific.com

UK, Ireland and International Sales

Copley Scientific Limited

Colwick Quays Business Park, Road No.2
Nottingham, NG4 2JY
United Kingdom

☎ +44 (0)115 961 6229

📠 +44 (0)115 961 7637

✉ sales@copleyscientific.co.uk

🌐 copleyscientific.com



Certificate Number 7391
ISO 9001