



Circular Saw Blades
Saw Chains
Accessories for
Chainsaws



Qualities



EASY-CUT

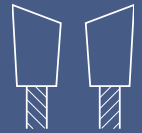
Multi-purpose Blade Type E -33

- tungsten carbide tipped DIN 8083
- from 24 to 54 teeth, \varnothing 150 to 350 mm
- high gloss polished surface, sandblasted teeth
- hard-/ softwood, laminated sheets, plywood, wood with nails, plastic, metal, steel, aluminium, MDF, chipboard
- clean cut
- tooth set „0“, for circular saws and saw benches, cut-off- and mitre saws




Fine Cut Blade Type P -66

- tungsten carbide tipped, DIN 8083
- from 36 to 64 teeth, \varnothing 125 to 240 mm
- high gloss polished surface, sandblasted teeth
- hard-/ softwood, shuttering, laminated sheets, MDF, chipboard, veneer, hardboard, plywood
- splinter free cut
- **positive** rake teeth, for circular saws, saw benches and mitre saws




Chipboard Type M -55

- tungsten carbide tipped DIN 8083
- from 18 to 60 teeth, standard tooth \varnothing 125 to 400 mm
- high gloss polished surface, sandblasted teeth
- hard-/ softwood, plasterboard, hardboard, blockboard, MDF boards, laminates, plasterboard
- quick straight cut
- **positive** rake teeth, for circular saws, saw benches and mitre saws

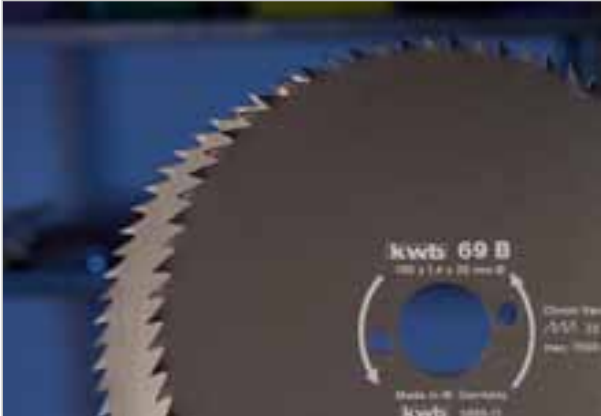


Construction Wood Blade Type K -44

- tungsten carbide tipped DIN 8083
- from 12 to 44 teeth, coarse tooth \varnothing 102 to 700 mm
- high gloss polished surface, sandblasted teeth
- hard-/ softwood, solid wood, chipboard, plasterboard
- quick coarse cut
- **positive** rake teeth, for circular saws and saw benches



Qualities




Crosscut Blade Type B -11

- chrome vanadium DIN 5134
- fine tooth, alternate set, sharpened, 56-110 teeth, Ø 125 to 500 mm
- up to Ø 240 mm dia. with black non-stick coating for reduced drag and longer blade life
- from 250 - 700 mm with high gloss polished surface
- softwood, for cuts across and along the grain, fine precise cut

Firewood Blade Type C -22

- chrome vanadium and DIN 5134
- alternate set and sharpened coarse teeth, Ø 250 - 700 mm
- highly polished surface
- firewood

positive rake, for circular saws, saw benches and mitre saws.



Precision Blade Type R -77






- tungsten carbide tipped, DIN 8083
- from 64-96 teeth, ø 205 to 300 mm
- polished surface, sandblasted teeth
- hard-/ softwood, construction timber, laminated sheets, MDF, HDF, veneer, hardboard, plywood
- splinter free cut
- **negative** rake, for cut-off- and mitre saws



Cross-cut Blade Type A -00

- chrome vanadium DIN 5134
- fine tooth, alternate set, sharpened, 72 - 100 teeth Ø 205 mm to 300 mm
- highly polished surface
- softwood, for cuts across and along the grain
- fine precise cut
- **negative** rake, for cut-off- and mitre saws

**Circular Saw Blades
for circular saws
Ø 102 to Ø 240 mm**
**chrome-vanadium,
non-stick coated, for construction timber and
softwood, cuts across and along the grain, fine
and precise**
Type B -11
**tungsten carbide tipped,
polished sandblasted teeth, alternate tooth,
fine clean cuts,
multi-purpose blade**
Type E EASY-CUT -33

| Brand | Art.-No. | Ø x  mm | Typ B KMP Displ. | Typ E Displ. | kwb Code | Art.-No. | Teeth |  mm |  mm | Barcode 400931- | kwb Code | Art.-No. | Teeth |  mm |  mm | Barcode 400931- |
|-----------------|----------|--|---------------------|-----------------|-------------|----------------|-------|--|--|--------------------|-------------|----------------|-------|--|--|--------------------|
| Wolcraft | 5807- | 102 x 22 | | | | | | | | | | | | | | |
| Bosch | 5809- | 105 x 20 | | | | | | | | | | | | | | |
| AEG | | | | | | | | | | | | | | | | |
| Festo | | | | | | | | | | | | | | | | |
| Haffner | 5813- | 125 x 20 | | | 13 B | 5813-11 | 80 | 2,2 | 1,2 | 5813110 | | | | | | |
| Hitachi | | | | | | | | | | | | | | | | |
| Mafell | | | | | | | | | | | | | | | | |
| B & D | 5815- | 127 x 12,75 | X | | 15 B | 5815-11 | 80 | 2,2 | 1,2 | 5815114 | | | | | | |
| Bosch | 5818- | 130 x 16 | X | | 18 B | 5818-11 | 64 | 2,2 | 1,2 | 5818115 | | | | | | |
| Metabo | | | | | | | | | | | | | | | | |
| B & D | 5823- | 140 x 12,75 | X | | 23 B | 5823-11 | 80 | 2,2 | 1,2 | 5823119 | | | | | | |
| AEG | | | | | | | | | | | | | | | | |
| Bosch | | | | | | | | | | | | | | | | |
| Holz-Her | 5828- | 140 x 20 | | | 28 B | 5828-11 | 90 | 2,2 | 1,2 | 5828114 | | | | | | |
| Metabo | | | | | | | | | | | | | | | | |
| Peugeot, Stayer | | | | | | | | | | | | | | | | |
| Metabo | 5829- | 142 x 13 | | | 29 B | 5829-11 | 80 | 2,2 | 1,2 | 5829111 | | | | | | |
| Kress | | | | | | | | | | | | | | | | |
| Mafell | 5831- | 150 x 13 | | | 31 B | 5831-11 | 80 | 2,2 | 1,2 | 5831114 | 31 E | 5831-33 | 24 | 2,8 | 1,8 | 5831336 |
| Skil | | | | | | | | | | | | | | | | |
| Bosch | | | | | | | | | | | | | | | | |
| Scheer | 5833- | 150 x 16 | X | X | 33 B | 5833-11 | 64 | 2,2 | 1,2 | 5833118 | 33 E | 5833-33 | 24 | 2,8 | 1,8 | 5833330 |
| AEG | | | | | | | | | | | | | | | | |
| B & D | | | | | | | | | | | | | | | | |
| ELU | | | | | | | | | | | | | | | | |
| Fein | | | | | | | | | | | | | | | | |
| Hitachi | 5835- | 150 x 20 | X | X | 35 B | 5835-11 | 90 | 2,2 | 1,2 | 5835112 | 35 E | 5835-33 | 24 | 2,8 | 1,8 | 5835334 |
| Metabo | | | | | | | | | | | | | | | | |
| Peugeot | | | | | | | | | | | | | | | | |
| Scheer | | | | | | | | | | | | | | | | |
| Skil | | | | | | | | | | | | | | | | |
| B & D | 5841- | 156 x 12,75 | X | X | 41 B | 5841-11 | 80 | 2,2 | 1,2 | 5841113 | 41 E | 5841-33 | 24 | 2,8 | 1,8 | 5841335 |
| B & D | | | | | | | | | | | | | | | | |
| Bosch | | | | | | | | | | | | | | | | |
| Peugeot | | | | | | | | | | | | | | | | |
| Rockwell | 5843- | 160 x 16 | X | X | 43 B | 5843-11 | 110 | 2,2 | 1,2 | 5843117 | 43 E | 5843-33 | 24 | 2,8 | 1,8 | 5843339 |
| Scheer | | | | | | | | | | | | | | | | |
| Skil | | | | | | | | | | | | | | | | |
| Ulmia | | | | | | | | | | | | | | | | |
| AEG | | | | | | | | | | | | | | | | |
| Einhell | | | | | | | | | | | | | | | | |
| Fein | | | | | | | | | | | | | | | | |
| Festo | | | | | | | | | | | | | | | | |
| Haffner | 5845- | 160 x 20 | X | X | 45 B | 5845-11 | 110 | 2,2 | 1,2 | 5845111 | 45 E | 5845-33 | 24 | 2,8 | 1,8 | 5845333 |
| Hitachi | | | | | | | | | | | | | | | | |
| Holz-Her | | | | | | | | | | | | | | | | |
| Kress | | | | | | | | | | | | | | | | |
| Mafell | | | | | | | | | | | | | | | | |
| Makita, Ryobi | | | | | | | | | | | | | | | | |
| Fabrikate | 5846- | 160 x 25 | | | 46 B | 5846-11 | 110 | 2,2 | 1,2 | 5846118 | | | | | | |
| alte DDR | | | | | | | | | | | | | | | | |
| Makita | | | | | | | | | | | | | | | | |
| Metabo | 5848- | 165 x 20 | | | | | | | | | 48 E | 5848-33 | 24 | 2,8 | 1,8 | 5848334 |
| Scheer | | | | | | | | | | | | | | | | |
| Mafell | | | | | | | | | | | | | | | | |
| Makita | 5851- | 170 x 20 | | | | | | | | | | | | | | |
| Bosch | | | | | | | | | | | | | | | | |
| ELU | | | | | | | | | | | | | | | | |
| Festo | | | | | | | | | | | | | | | | |
| Haffner | 5854- | 170 x 30 | | X | 54 B | 5854-11 | 56 | 2,4 | 1,4 | 5854113 | 54 E | 5854-33 | 24 | 2,8 | 1,8 | 5854335 |
| Hitachi | | | | | | | | | | | | | | | | |
| Holz-Her | | | | | | | | | | | | | | | | |
| Skil | | | | | | | | | | | | | | | | |

tungsten carbide tipped,
polished, sandblasted teeth, alternate tooth, fast
cuts. Construction timber blade,
hard- /softwood, plasterboard, plaster







Type K -44

tungsten carbide tipped,
polished, sandblasted teeth, fast clean cut,
alternate tooth. Chipboard, hard- /softwood, MDF,
blockboard, plaster

Type M -55

tungsten carbide tipped,
polished, sandblasted teeth, clean splinter free cut,
alternate tooth, precision blade. MDF, laminated wood,
fibreboard, plywood






Type P -66

| kwb Code | Art.-No. | Teeth |  mm |  mm | Barcode 400931- | kwb Code | Art.-No. | Teeth |  mm |  mm | Barcode 400931- | kwb Code | Art.-No. | Teeth |  mm |  mm | Barcode 400931- | |
|----------|----------------|-------|--|--|-----------------|----------|----------------|-------|--|--|-----------------|----------|----------------|-------|--|--|-----------------|--|
| 7 K | 5807-44 | 12 | 4 | 2,5 | 5807447 | | | | | | | | | | | | | |
| 9 K | 5809-44 | 12 | 2,2 | 1,4 | 5809441 | | | | | | | | | | | | | |
| 13 K | 5813-44 | 12 | 2,4 | 1,4 | 5813448 | 13 M | 5813-55 | 18 | 2,4 | 1,4 | 5813554 | 13 P | 5813-66 | 36 | 2,5 | 1,5 | 5813660 | |
| 15 K | 5815-44 | 12 | 2,4 | 1,4 | 5815442 | 15 M | 5815-55 | 18 | 2,4 | 1,4 | 5815558 | 15 P | 5815-66 | 36 | 2,5 | 1,5 | 5815664 | |
| 18 K | 5818-44 | 12 | 2,4 | 1,4 | 5818443 | 18 M | 5818-55 | 18 | 2,4 | 1,4 | 5818559 | 18 P | 5818-66 | 36 | 2,5 | 1,5 | 5818665 | |
| 23 K | 5823-44 | 12 | 2,4 | 1,4 | 5823447 | 23 M | 5823-55 | 18 | 2,4 | 1,4 | 5823553 | 23 P | 5823-66 | 42 | 2,5 | 1,5 | 5823669 | |
| 28 K | 5828-44 | 12 | 2,4 | 1,4 | 5828442 | 28 M | 5828-55 | 18 | 2,4 | 1,4 | 5828558 | 28 P | 5828-66 | 42 | 2,5 | 1,5 | 5828664 | |
| 29 K | 5829-44 | 12 | 2,4 | 1,4 | 5829449 | 29 M | 5829-55 | 18 | 2,4 | 1,4 | 5829555 | 29 P | 5829-66 | 42 | 2,5 | 1,5 | 5829661 | |
| 31 K | 5831-44 | 12 | 2,4 | 1,4 | 5831442 | 31 M | 5831-55 | 20 | 2,4 | 1,4 | 5831558 | 31 P | 5831-66 | 48 | 2,8 | 1,8 | 5831664 | |
| 33 K | 5833-44 | 12 | 2,4 | 1,4 | 5833446 | 33 M | 5833-55 | 20 | 2,4 | 1,4 | 5833552 | 33 P | 5833-66 | 48 | 2,8 | 1,8 | 5833668 | |
| 35 K | 5835-44 | 12 | 2,4 | 1,4 | 5835440 | 35 M | 5835-55 | 20 | 2,4 | 1,4 | 5835556 | 35 P | 5835-66 | 48 | 2,8 | 1,8 | 5835662 | |
| 41 K | 5841-44 | 12 | 2,4 | 1,4 | 5841441 | 41 M | 5841-55 | 20 | 2,4 | 1,4 | 5841557 | 41 P | 5841-66 | 48 | 2,8 | 1,8 | 5841663 | |
| 43 K | 5843-44 | 12 | 2,4 | 1,4 | 5843445 | 43 M | 5843-55 | 20 | 2,4 | 1,4 | 5843551 | 43 P | 5843-66 | 48 | 2,8 | 1,8 | 5843667 | |
| 45 K | 5845-44 | 12 | 2,4 | 1,4 | 5845449 | 45 M | 5845-55 | 20 | 2,4 | 1,4 | 5845555 | 45 P | 5845-66 | 48 | 2,8 | 1,8 | 5845661 | |
| 46 K | 5846-44 | 12 | 2,4 | 1,4 | 5846446 | 46 M | 5846-55 | 20 | 2,4 | 1,4 | 5846552 | | | | | | | |
| | | | | | | | | | | | | 51 P | 5851-66 | 52 | 2,8 | 1,8 | 5851662 | |
| 54 K | 5854-44 | 14 | 2,4 | 1,4 | 5854441 | 54 M | 5854-55 | 22 | 2,4 | 1,4 | 5854557 | 54 P | 5854-66 | 52 | 2,8 | 1,8 | 5854663 | |

Circular Saw Blades
for circular saws
Ø 102 to Ø 240 mm
chrome-vanadium,
 non-stick coated, for construction timber and
 softwood, cuts across and along the grain, fine
 and precise

Type B -11
tungsten carbide tipped,
 polished sandblasted teeth, alternate tooth,
 fine clean cuts,
 multi-purpose blade

Type E EASY-CUT -33

| Brand | Art.-No. | Ø x  mm | Typ B KMP Displ. | Typ E Displ. | kwb Code | Art.-No. | Teeth |  mm |  mm | Barcode 400931- | kwb Code | Art.-No. | Teeth |  mm |  mm | Barcode 400931- |
|---|----------|--|---------------------|-----------------|-------------|----------------|-------|--|--|--------------------|-------------|----------------|-------|--|--|--------------------|
| B & D Makita Metabo Peugeot Ryobi | 5857- | 180 x 20 | | | 57 B | 5857-11 | 72 | 2,4 | 1,4 | 5857114 | 57 E | 5857-33 | 30 | 2,8 | 1,8 | 5857336 |
| Bosch ELU Festo Haffner Holz-Her | 5859- | 180 x 30 | | | 59 B | 5859-11 | 72 | 2,4 | 1,4 | 5859118 | 59 E | 5859-33 | 30 | 2,8 | 1,8 | 5859330 |
| B & D Dewalt Peugeot Skil, Wolf | 5861- | 184 x 16 | X | X | 61 B | 5861-11 | 100 | 2,4 | 1,4 | 5861111 | 61 E | 5861-33 | 30 | 2,8 | 1,8 | 5861333 |
| Bosch Skil | 5865- | 190 x 16 | X | X | 65 B | 5865-11 | 110 | 2,4 | 1,4 | 5865119 | 65 E | 5865-33 | 30 | 2,8 | 1,8 | 5865331 |
| Kress Makita Metabo | 5867- | 190 x 20 | X | X | 67 B | 5867-11 | 110 | 2,4 | 1,4 | 5867113 | 67 E | 5867-33 | 30 | 2,8 | 1,8 | 5867335 |
| AEG Bosch Dewalt ELU Festo Hitachi Holz-Her Mafell Makita, Scheer Skil, Stayer | 5869- | 190 x 30 | X | X | 69 B | 5869-11 | 72 | 2,4 | 1,4 | 5869117 | 69 E | 5869-33 | 30 | 2,8 | 1,8 | 5869339 |
| B & D Hanning Ryobi Ulmia | 5871- | 200 x 16 | X | X | 71 B | 5871-11 | 72 | 2,6 | 1,6 | 5871110 | 71 E | 5871-33 | 30 | 2,8 | 1,8 | 5871332 |
| Fabrikate alte DDR | 5873- | 200 x 25 | | | 73 B | 5873-11 | 72 | 2,6 | 1,6 | 5873114 | | | | | | |
| AEG Bosch Festo Haffner Holz-Her Mafell Makita Scheer Ulmia | 5874- | 200 x 30 | | X | 74 B | 5874-11 | 72 | 2,6 | 1,6 | 5874111 | 74 E | 5874-33 | 30 | 2,8 | 1,8 | 5874333 |
| AEG B & D Bosch ELU Fein Haffner Hitachi Holz-Her Mafell Skil, Stayer | 5878- | 210 x 30 | X | X | 78 B | 5878-11 | 72 | 2,6 | 1,6 | 5878119 | 78 E | 5878-33 | 34 | 2,8 | 1,8 | 5878331 |
| AEG B & D Bosch Festo Haffner Hitachi Holz-Her Scheer Skil, Stayer | 5885- | 230 x 30 | | X | 85 B | 5885-11 | 72 | 2,6 | 1,6 | 5885117 | 85 E | 5885-33 | 34 | 2,8 | 1,8 | 5885339 |

tungsten carbide tipped,
 polished, sandblasted teeth, alternate tooth, fast
 cuts. Construction timber blade,
 hard- /softwood, plasterboard, plaster







Type K -44

tungsten carbide tipped,
 polished, sandblasted teeth, fast clean cut,
 alternate tooth. Chipboard, hard- /softwood, MDF,
 blockboard, plaster






Type M -55

tungsten carbide tipped,
 polished, sandblasted teeth, clean splinter free cut,
 alternate tooth, precision blade. MDF, laminated wood,
 fibreboard, plywood

Type P -66

| kwb Code | Art.-No. | Teeth |  mm |  mm | Barcode 400931- | kwb Code | Art.-No. | Teeth |  mm |  mm | Barcode 400931- | kwb Code | Art.-No. | Teeth |  mm |  mm | Barcode 400931- |
|----------|----------------|-------|--|--|-----------------|----------|----------------|-------|--|--|-----------------|----------|----------------|-------|--|--|-----------------|
| 57 K | 5857-44 | 14 | 2,4 | 1,4 | 5857442 | 57 M | 5857-55 | 22 | 2,4 | 1,4 | 5857558 | 57 P | 5857-66 | 56 | 2,8 | 1,8 | 5857664 |
| 59 K | 5859-44 | 14 | 2,4 | 1,4 | 5859446 | 59 M | 5859-55 | 22 | 2,4 | 1,4 | 5859552 | 59 P | 5859-66 | 56 | 2,8 | 1,8 | 5859668 |
| 61 K | 5861-44 | 14 | 2,4 | 1,4 | 5861449 | 61 M | 5861-55 | 22 | 2,4 | 1,4 | 5861555 | 61 P | 5861-66 | 56 | 2,8 | 1,8 | 5861661 |
| 65 K | 5865-44 | 14 | 2,4 | 1,4 | 5865447 | 65 M | 5865-55 | 30 | 2,4 | 1,4 | 5865553 | 65 P | 5865-66 | 56 | 2,8 | 1,8 | 5865669 |
| 67 K | 5867-44 | 14 | 2,4 | 1,4 | 5867441 | 67 M | 5867-55 | 30 | 2,4 | 1,4 | 5867557 | 67 P | 5867-66 | 56 | 2,8 | 1,8 | 5867663 |
| 69 K | 5869-44 | 14 | 2,4 | 1,4 | 5869445 | 69 M | 5869-55 | 30 | 2,4 | 1,4 | 5869551 | 69 P | 5869-66 | 56 | 2,8 | 1,8 | 5869667 |
| 71 K | 5871-44 | 16 | 2,4 | 1,4 | 5871448 | 71 M | 5871-55 | 30 | 2,4 | 1,6 | 5871554 | 71 P | 5871-66 | 64 | 2,8 | 1,8 | 5871660 |
| 73 K | 5873-44 | 16 | 2,6 | 1,6 | 5873442 | 73 M | 5873-55 | 30 | 2,6 | 1,6 | 5873558 | | | | | | |
| 74 K | 5874-44 | 16 | 2,4 | 1,6 | 5874449 | 74 M | 5874-55 | 30 | 2,4 | 1,6 | 5874555 | 74 P | 5874-66 | 64 | 2,8 | 1,8 | 5874661 |
| 78 K | 5878-44 | 16 | 2,4 | 1,6 | 5878447 | 78 M | 5878-55 | 30 | 2,4 | 1,6 | 5878553 | 78 P | 5878-66 | 64 | 2,8 | 1,8 | 5878669 |
| 85 K | 5885-44 | 20 | 2,4 | 1,6 | 5885445 | 85 M | 5885-55 | 34 | 2,6 | 1,6 | 5885551 | 85 P | 5885-66 | 64 | 3,2 | 2,2 | 5885667 |

**Circular Saw Blades
for saw benches- and mitre
saws Ø 250 to Ø 700 mm**
**chrome-vanadium,
polished, for construction timber, softwood, for
cuts across and along the grain, fine and precise**
**chrome-vanadium, coarse (Wolf)-tooth
polished, fast rough cut across or along the grain,
building timber, firewood, boards**
Type B -11
Type C -22

| Brand | Art.-No. | Ø x  mm | Typ B KMP Displ. | Typ E Displ. | kwb Code | Art.-No. | Teeth |  mm |  mm | Barcode 400931- | kwb Code | Art.-No. | Teeth |  mm |  mm | Barcode 400931- |
|--|----------|--|---------------------|-----------------|-------------|----------------|-------|--|--|--------------------|-------------|----------------|-------|--|--|--------------------|
| AEG DeWalt ELEKTRA BECKUM ELU Emco Festo Flott Haffner Hanning Inca Mafell Makita Scheppach Skil, Ulmia | 5893- | 250 x 30 | | | 93 B | 5893-11 | 80 | 2,4 | 1,4 | 5893112 | 93 C | 5893-22 | 56 | 2,4 | 1,4 | 5893228 |
| Dewalt Flott Haffner Holz-Her Schleicher Skil Striebig, Ulmia | 5930- | 300 x 30 | | | 930 B | 5930-11 | 80 | 2,6 | 1,6 | 5930114 | 930 C | 5930-22 | 56 | 2,6 | 1,6 | 5930220 |
| AL-KO Atika ELEKTRA BECKUM Flott Haffner Hanning Hitachi Lescha Lutz Mafell Makita Metabo, Scheppach | 5931- | 315 x 30 | | | 931 B | 5931-11 | 80 | 2,8 | 1,8 | 5931111 | 931 C | 5931-22 | 56 | 2,8 | 1,8 | 5931227 |
| Festo Holz-Her Mafell Makita Ulmia | 5935- | 350 x 30 | | | 935 B | 5935-11 | 80 | 2,8 | 1,8 | 5935119 | 935 C | 5935-22 | 56 | 2,8 | 1,8 | 5935225 |
| Atika DeWalt ELU Festo Haffner Holz-Her Lutz, Mafell | 5940- | 400 x 30 | | | 940 B | 5940-11 | 80 | 3 | 2 | 5940113 | 940 C | 5940-22 | 56 | 3 | 2 | 5940229 |
| AL-KO Atika Festo Mafell | 5945- | 450 x 30 | | | 945 B | 5945-11 | 80 | 3,2 | 2,2 | 5945118 | 945 C | 5945-22 | 56 | 3,2 | 2,2 | 5945224 |
| AL-KO Atika DeWalt ELEKTRA BECKUM ELU Lutz Mafell, Scheppach | 5951- | 500 x 30 | | | 951 B | 5951-11 | 80 | 3,5 | 2,5 | 5951112 | 951 C | 5951-22 | 56 | 3,5 | 2,5 | 5951225 |
| AL-KO BGU Mafell Scheppach | 5960- | 600 x 30 | | | | | | | | | 960 C | 5960-22 | 56 | 3,8 | 2,8 | 5960227 |
| AL-KO BGU ELEKTRA BECKUM Lutz Scheppach | 5970- | 700 x 30 | | | | | | | | | 970 C | 5970-22 | 56 | 4,2 | 3,2 | 5970226 |

tungsten carbide tipped,
polished, sandblasted teeth, alternate tooth, fine
clean cuts, universal blade







Type E EASY-CUT -33

tungsten carbide tipped,
polished, sandblasted teeth, alternate tooth, quick
coarse cuts, building timber blade, hard-/ soft-
wood, plasterboard, plaster

Type K -44

tungsten carbide tipped,
polished, sandblasted teeth, alternate tooth, quick
clean cuts, chipboard, hard- /softwood, MDF, block-
board, plaster

Type M -55

| kwb Code | Art.-No. | Teeth |  mm |  mm | Barcode 400931- | kwb Code | Art.-No. | Teeth |  mm |  mm | Barcode 400931- | kwb Code | Art.-No. | Teeth |  mm |  mm | Barcode 400931- |
|----------|----------|-------|--|--|-----------------|----------|----------|-------|--|--|-----------------|----------|----------|-------|--|--|-----------------|
| 93 E | 5893-33 | 42 | 3 | 2 | 5893334 | 93 K | 5893-44 | 24 | 2,8 | 1,8 | 5893440 | 93 M | 5893-55 | 42 | 2,2 | 2,2 | 5893556 |
| 930 E | 5930-33 | 48 | 3,2 | 2,2 | 5930336 | 930 K | 5930-44 | 28 | 2,8 | 1,8 | 5930442 | 930 M | 5930-55 | 48 | 2,2 | 2,2 | 5930558 |
| 931 E | 5931-33 | 48 | 3,2 | 2,2 | 5931333 | 931 K | 5931-44 | 28 | 2,8 | 1,8 | 5931449 | 931 M | 5931-55 | 48 | 3,2 | 2,2 | 5931555 |
| 935 E | 5935-33 | 54 | 3,2 | 2,2 | 5935331 | 935 K | 5935-44 | 32 | 3 | 2 | 5935447 | 935 M | 5935-55 | 54 | 3,5 | 2,5 | 5935553 |
| | | | | | | 940 K | 5940-44 | 36 | 3,2 | 2,2 | 5940441 | | | | | | |
| | | | | | | 945 K | 5945-44 | 40 | 3,5 | 2,5 | 5945446 | | | | | | |
| | | | | | | 951 K | 5951-44 | 44 | 3,5 | 2,5 | 5951447 | | | | | | |
| | | | | | | 960 K | 5960-44 | 36 | 3,8 | 2,8 | 5960449 | | | | | | |
| | | | | | | 970 K | 5970-44 | 42 | 4,2 | 3,2 | 5970448 | | | | | | |






**Circular Saw Blades
for cut-off- and mitre saws
negative rake
Ø 205 to Ø 350 mm**

**chrome-vanadium, pointed tooth
polished, for construction timber and softwood,
cuts across and along the grain, fine and precise**

**tungsten carbide tipped,
polished, sandblasted teeth, alternated tooth,
fine clean cuts, universal blade**



Type A -00


Type E EASY-CUT -33

| Brand | Art.-No. | Ø x  mm | Typ B KMP Displ. | Typ E Displ. | kwb Code | Art.-No. | Teeth |  mm |  mm | Barcode 400931- | kwb Code | Art.-No. | Teeth |  mm |  mm | Barcode 400931- |
|--|----------|--|---------------------|-----------------|-------------|----------------|-------|--|--|--------------------|-------------|----------------|-------|--|--|--------------------|
| Fezer Scheppach Stayer AEG, B & D Bosch Elektra-Beckum ELU, Fein Haffner Hitachi Holz-Her Mafell Metabo Skil, Stayer ELU | 5875- | 205 x 18 | | | 75 A | 5875-00 | 72 | 2,6 | 1,6 | 5875002 | 75 E | 5875-33 | 34 | 2,8 | 1,8 | 5875330 |
| Hitachi Einhell KGS 250 Dewalt T.I.P. KGS 250 | 5878- | 210 x 30 | | | 78 A | 5878-00 | 100 | 2,6 | 1,6 | 5878003 | 78 E | 5878-33 | 34 | 2,8 | 1,8 | 5878331 |
| Hitachi | 5882- | 216 x 30 | | | | | | | | | 82 E | 5882-33 | 34 | 2,8 | 1,8 | 5882338 |
| Einhell Elektra Felisatti Kress Scheppach Stayer Virutex Wegoma | 5895- | 250 x 16 | | | 95 A | 5895-00 | 80 | 2,6 | 1,6 | 5895000 | 95 E | 5895-33 | 42 | 3 | 2 | 5895338 |
| AEG, Dewalt Elektra Beckum ELU, Emco Felisatti, Festo Flott, Haffner Hanning Inca, Kress Mafell, Makita Metabo Scheppach Skil, Stayer Ulmia, Wegoma | 5896- | 250 x 20 | | | 96 A | 5896-00 | 80 | 2,6 | 1,6 | 5896007 | 96 E | 5896-33 | 42 | 3 | 2 | 5896335 |
| Dewalt Felisatti Flott Haffner Holz-Her Schleicher Skil Striebig Ulmia Wegoma | 5894- | 250 x 30 | | | 94 A | 5894-00 | 80 | 2,6 | 1,6 | 5894003 | 93 E | 5893-33 | 42 | 3 | 2 | 5893334 |
| AL-KO Atika Elektra Beckum Flott Haffner Hanning Hitachi Lescha Lutz Mafell Makita Metabo Scheppach | 5930- | 300 x 30 | | | 930A | 5930-00 | 96 | 2,6 | 1,6 | 5930008 | 930E | 5930-33 | 48 | 3,2 | 2,2 | 5930336 |
| Dewalt Festo Haffner Holz-Her Mafell Makita Schleicher Ulmia Wegoma | 5931- | 315 x 30 | | | | | | | | | 931E | 5931-33 | 48 | 3,2 | 2,2 | 5931333 |
| | 5935- | 350 x 30 | | | | | | | | | 935E | 5935-33 | 54 | 3,2 | 2,2 | 5935331 |


tungsten carbide tipped,
 polished, sandblasted teeth, alternate tooth, clean
 splinter-free cut, precision blade, MDF, laminated
 boards, fibreboard, plywood

Type R -77


| kwb Code | Art.-No. | Teeth |  mm |  mm | Barcode |
|----------|----------------|-------|--|--|---------|
| 75 R | 5875-77 | 64 | 3 | 2 | 5875776 |
| 78 R | 5878-77 | 64 | 3 | 2 | 5878775 |
| 95 R | 5895-77 | 80 | 3,2 | 2,2 | 5895772 |
| 96 R | 5896-77 | 80 | 3,2 | 2,2 | 5896779 |
| 94 R | 5894-77 | 80 | 3,2 | 2,2 | 5894775 |
| 930R | 5930-77 | 96 | 3,2 | 2,2 | 5930770 |

| Brand-/type | Ø x  mm | kwb Code | Art.-No. |
|--|--|----------|----------|
| AEG | | | |
| HK 125, HK 125A, HK 125B, HK 126H | 125 x 20 | 13 | 5813 |
| HK 40 | 140 x 20 | 28 | 5828 |
| HK 45, HK 45A, HK 46, HK 46N, HK 46S, HKS 52, | 150 x 20 | 35 | 5835 |
| HK 50, HK 52, HKS 52, HK 737, AHK 52 | | | |
| AHK 52 Akku-Säge | 152 x 20 | 39 | 5839 |
| HK 55A, HK 55B, HK 160A, HK 160B, K 55 SE, K 55 S, K 55 | 160 x 20 | 45 | 5845 |
| HK 65, HK 65A, HKS 65, HKS 65A, HK 66, HKE 66, KS 66 S, | 190 x 30 | 69 | 5869 |
| HKS 66, HKSE 66, HK 190, K 66 SE, K 66 S | | | |
| HK 200, HK 201 | 200 x 30 | 74 | 5874 |
| HK 75, HK 75A, HKS 75 | 210 x 30 | 78 | 5878 |
| 35, HKS 85 | 230 x 30 | 85 | 5885 |
| HK 240 | 240 x 30 | 91 | 5891 |
| MK 65 | 250 x 30 | 93 | 5893 |
| AL-KO | | | |
| Holzmeister H, Holzmeister S, Holzmeister NHS, HS/3, HS/4 | 315 x 30 | 931 | 5931 |
| W 450 | 450 x 30 | 945 | 5945 |
| W 500, W 50 Profi | 500 x 30 | 951 | 5951 |
| RM 60, TWM 60, W 60 | 600 x 30 | 960 | 5960 |
| RM 70, RZ 70, TWM 70, TWZ 70, W 70 | 700 x 30 | 970 | 5970 |
| ATIKA | | | |
| ATK 315 H, BTA 90, HAT 315 | 315 x 30 | 931 | 5931 |
| ABH 400, ABK 400 | 400 x 30 | 940 | 5940 |
| ABH 450, ATU, BWK 450, ABK 450 | 450 x 30 | 945 | 5945 |
| ABH 500, BWK 500, ABK 500 | 500 x 30 | 951 | 5951 |
| BGU | | | |
| KWK 600, RK 600 | 600 x 30 | 960 | 5960 |
| KWK 700 | 700 x 30 | 970 | 5970 |
| BLACK & DECKER | | | |
| DN 254, D 2702, D 2712, DN 55, DN 56, D 984, D 985 | 127 x 12,75 | 15 | 5815 |
| BD 227, BD 228, BD 846, DN 227, DN 227H, KS 846, KS 840 | 140 x 12,75 | 23 | 5823 |
| P 88-09 | 150 x 20 | 35 | 5835 |
| BD 228, BD 228CK, BD 228L, DN 228, DN 57, SR 352E, P 36-01, SR 352 | 156 x 12,75 | 41 | 5841 |
| BD 855, U 336, U 975, U 976, KS 855, 975, 976, GKS 54 CE, KS 855 N, M 336, M 975, M 976 | 160 x 16 | 43 | 5843 |
| HD 1200, 2062 | 180 x 20 | 57 | 5857 |
| BD 229, BD 865E, DN 229, DN 59, DN 820, HD 100, KS 865 KN, KS 865 E | 184 x 16 | 61 | 5861 |
| HD 1000, HD 1200P, HD 2062, KS 865 | | | |
| GD 60, P 37-03, P 37-05, SEC 718, SR 300, SR 362E | | | |
| BD 365 | 190 x 30 | 69 | 5869 |
| U 338, M 338 | 200 x 16 | 71 | 5871 |
| BD 800, DN 800, DN 810, HD 2075S, BD 88, KS 805, PS 174, KS 810, KS 800, | 210 x 30 | 78 | 5878 |
| P 38-02, PS 174, SEC 818, SR 700 | | | |
| HD 2086S, P 39-02, SEC 918 | 230 x 30 | 85 | 5885 |
| BOSCH | | | |
| GUF 22A Biscuit jointer, PSF 22 | 105 x 20 | 9 | 5809 |
| PKS 40, PKS 40S, S 43 | 130 x 16 | 18 | 5818 |
| 1551, 1559 | 140 x 20 | 28 | 5828 |
| GKS 12V Cordless-Hacksaw, PKS 416, GKS 12 | 150 x 16 | 32 | 5832 |
| GB 1923, PKS 46, S 1, S 33 | 150 x 16 | 33 | 5833 |
| GKS 54, GKS 54CE, PKS 54, PKS 54CE, GKS 54, GKS 54C | 160 x 16 | 43 | 5843 |
| 1552, 1556, 1563, GKS 55 | 170 x 30 | 54 | 5854 |
| 0550, 1550, 1553, 1557, 1560 | 180 x 30 | 59 | 5859 |
| P 30, P 300, PKS 65 | 190 x 16 | 65 | 5865 |
| 0051, 1553, 1564, GKS 65, GKS 66CE, PKS 66, PKS 66CE, GKS 66, GKS 68 BC, P 30, GKS 68 B, | 190 x 30 | 69 | 5869 |
| 0551, 1561 | 200 x 30 | 74 | 5874 |
| 1554, 1558, 1565, GKS 75S, 1588 | 210 x 30 | 78 | 5878 |
| 0052, 1562, 1566, GKS 85S, 0552, 1662 | 230 x 30 | 85 | 5885 |
| 1555 | 240 x 30 | 91 | 5891 |
| RZ 600 | 600 x 30 | 960 | 5960 |
| TWE 4-700 Ct, TWKE 4-700, TWZ 700 | 700 x 30 | 970 | 5970 |
| WZ 700, RZ 700, RZ 4-700 | | | |
| DEWALT | | | |
| DW 62 | 184 x 16 | 61 | 5861 |
| DW 65 | 190 x 30 | 69 | 5869 |
| DW 86 | 240 x 30 | 91 | 5891 |
| DW 110 ¹⁾ , DW 111 ¹⁾ , DW 125 ¹⁾ , DW 150, DW 744 | 250 x 30 | 93 | 5893 |
| DW 250, DW 252, DW 320 | | | |
| DW 12 ²⁾ , DW 1370, 142 DS, 160 DS, 1635/4L, 3L, | 300 x 30 | 930 | 5930 |
| 1653/3L, 1875, 2155, DW 810 | | | |
| C 14 | 350 x 30 | 935 | 5935 |
| 163546+62, 2155-4+6 | 400 x 30 | 940 | 5940 |
| 1420 S, 1600S, 1635/4L, 1635/6L, 6K | 500 x 30 | 951 | 5951 |
| 1875, 2155/4+6, DA 1420S, DA 1600S, | | | |
| DA 1635/4L, DA 1635/6L | | | |


¹⁾ ²⁾ ³⁾ = you need a bushing ¹⁾ 30 --> 16 mm ²⁾ 30 --> 20 mm ³⁾ 30 --> 25 mm

| Brand-/type | Ø x  mm | kwb Code | Art.-No. |
|---|--|----------|----------|
| EINHELL | | | |
| HES 160 | 160 x 20 | 45 | 5845 |
| ELEKTRA BECKUM | | | |
| PK 200, P 200, UK 200 W, UK 200 E | 210 x 30 | 78 | 5878 |
| KS 250, PK 3100 WN/250, PK 4200 DN/250, PK 6000 DN/250, DN 4200, KS 304, PK 255 TOP LINE, PKF 255 V8, PKF 255 Profi Line, UK 250 Profi Line, UK 330 Profi Line | 250 x 30 | 93 | 5893 |
| 1800, 2200, 2800, 3100, 4100, Combi HS 315, TKHS 315 | 315 x 30 | 931 | 5931 |
| BS 3100 WNB/400, BS 4200 DNB/400, BKS 400, BS 6000 DNB/500 | 400 x 30 | 940 | 5940 |
| BKH 450, BKS 450, BS 3100 WNB/400, BS 4200 DNB/400, BS 6000/500 | 450 x 30 | 945 | 5945 |
| BS 8000 D, BS 6000 DNB/500, BS 3100 WNB/400, BS 4200 DNB/400 | 500 x 30 | 951 | 5951 |
| BW 400, BW 700 ZW, DNB/700 | 600 x 30 | 960 | 5960 |
| BW 4000, DNB/700, BW 700 ZW, BW 750, BW 4000 BNB/700 | 700 x 30 | 970 | 5970 |
| ELU | | | |
| MH 25, MH 25 K | 100 x 12 | 10 | 5810 |
| DS 140 Biscuit jointer | 102 x 22 | 8 | 5808 |
| MH 151, MH 151/10 | 150 x 20 | 35 | 5835 |
| MH 18 | 150 x 30 | 37 | 5837 |
| HM 151 | 152 x 20 | 39 | 5839 |
| MH 55, MH 155, MH 65 | 170 x 30 | 54 | 5854 |
| MH 65 | 180 x 30 | 59 | 5859 |
| MH 165, MH 265 | 190 x 30 | 69 | 5869 |
| MH 30, MH 82, MH 182, PS 174 | 210 x 30 | 78 | 5878 |
| HK 240, MH 85, MH 286 | 240 x 30 | 91 | 5891 |
| KS 101, TGS 170, TGS 171, TGS 172, TGS 173, ETS 21, ETS 23, ETS 31, ETS 33, KSU 101, RKS 1251, RKS 1253 | 250 x 30 | 93 | 5893 |
| ETS 3001, ETS 3003 | 300 x 30 | 930 | 5930 |
| DG 102, SA 103, 104, MGS 105, LBK 500 | 400 x 30 | 940 | 5940 |
| RSA 133/25 | 500 x 30 | 951 | 5951 |
| EMCO | | | |
| Super ²⁾ | 250 x 30 | 93 | 5893 |
| FEIN | | | |
| SSK 646 | 150 x 20 | 35 | 5835 |
| SSK 660 | 160 x 20 | 45 | 5845 |
| SSK 661, SSK 661-1 | 210 x 30 | 78 | 5878 |
| FESTO | | | |
| AUF 35 | 105 x 20 | 9 | 5809 |
| AU 35S2 | 125 x 20 | 13 | 5813 |
| AF 45E, AXF 45 | 150 x 30 | 37 | 5837 |
| AP 55, AP 55E, AP 55E-FS, ATF 55, ATF 55E, ATF 55 BE, AP 55EB, AP 55-FS, ATF 55-FS | 160 x 20 | 45 | 5845 |
| AAU, AU 50, AUP 50 | 160 x 30 | | |
| AM 42S+A, AT 55E, AU 42A, AU 42S, AUT 42S, AXT 50LA, AXT 55, AMT 42S, AT 55EB | 170 x 30 | 54 | 5854 |
| AU 55S, AU 60P, AU 60S, AUT 42S, AUT 60S, AUP 60S | 180 x 30 | 59 | 5859 |
| AP 65E, AP 65E-FS, AT 65E, AT 65EB, AT 65, AP 65, AP 65EB, AP 65EB-FS, AT 65EB-FS, AT 65E-FS | 190 x 30 | 69 | 5869 |
| AD 65, AP 65S, AP 68E, AU 65S, AXP 65, AXP 200, AUP 65S | 200 x 30 | 74 | 5874 |
| AU 80S | 230 x 30 | 85 | 5885 |
| AP 85E, AP 85E-TS, AP 88E, AXP 85, AP 85, AP 85E, AP 85EB | 240 x 30 | 91 | 5891 |
| AD 85, AD 100, AD 100/1, AE 85 | 250 x 30 | 93 | 5893 |
| AXP 130, AXP 132E, BD 125 | 350 x 30 | 935 | 5935 |
| BD 145, BD 145/1 | 400 x 30 | 940 | 5940 |
| BD 170 | 450 x 30 | 945 | 5945 |
| FLOTT | | | |
| Basic-Uni-Kombi 1011, Uni-Profi 2011, Profi 3011, Basic-Uni-Kombi, KS 2011D, KS 2011W, TKS 2011D, TKS 2011W | 250 x 30 | 93 | 5893 |
| 1000, 2000 ²⁾ | 300 x 30 | 930 | 5930 |
| Profi 2001 ²⁾ | 315 x 30 | 931 | 5931 |
| HAFFNER | | | |
| KSU 105, KSU 125 | 125 x 20 | 13 | 5813 |
| KSU 50 | 160 x 20 | 45 | 5845 |
| KSU 110 | 170 x 30 | 54 | 5854 |
| KSU 113, KSU 60 | 180 x 30 | 59 | 5859 |
| GL 136 | 200 x 16 | 71 | 5871 |
| AKS | 200 x 30 | 74 | 5874 |
| KS 75, KSU 118, RS 75 | 210 x 30 | 78 | 5878 |
| HSU 85, KS 85, KSU 85, SP 187, HUS 85 | 230 x 30 | 85 | 5885 |
| AKS, GS 150, GS 165, GS 166, SP 189, 20, SP 195, SP 196, SP 197, SP 198, TGS 161, KL 140, TGS 162, TGS 163, TGS/GS 1+2 | 250 x 30 | 93 | 5893 |
| GS 155, GS 156, GS 157, GS 158, SP 221, SP 223, SP 224, TGS 168, TGS 169, US 151, GS 148, GS 165, GS 166, 950, TGS 200 | 300 x 30 | 930 | 5930 |
| KS 120 | 315 x 30 | 931 | 5931 |
| DGS 184, DGS 184 E, GS 183, GS 183M, KS 155, DGS 188, DGS 188 M, ZS 640, ZS 800, DGS 180, 182, 185, GSA 184 (E), KS 155 | 400 x 30 | 940 | 5940 |
| DGS 124, DGS 187, GS 124, US 161, DGS 202, GS 161, GS 162 | 500 x 30 | 951 | 5951 |
| US 162 | 600 x 30 | 960 | 5960 |


¹⁾ ²⁾ ³⁾ = you need a bushing ¹⁾ 30 --> 16 mm ²⁾ 30 --> 20 mm ³⁾ 30 --> 25 mm

| Brand-/type | Ø x  mm | kwb Code | Art.-No. |
|---|--|----------|----------|
| HANNING | | | |
| TK 20N, TK 20S, TK 200, TK 300 | 200 x 16 | 71 | 5871 |
| HKS 250 ¹⁾ | 250 x 30 | 93 | 5893 |
| HTK 315/3SV | 315 x 30 | 931 | 5931 |
| HITACHI | | | |
| C 5Y | 125 x 20 | 13 | 5813 |
| C 5, CM 6, FC 5, FC 5SA, FC 5SA1 | 150 x 20 | 35 | 5835 |
| C 6DA, FC 6SA, FC 65A, C 6, D 1 | 160 x 20 | 45 | 5845 |
| C-6SA, PSU-6 | 170 x 30 | 54 | 5854 |
| C 8U | 180 x 30 | 59 | 5859 |
| FC 7 SA, PSM-7, PSU-7, PSM 7A | 190 x 30 | 69 | 5869 |
| C 8FA, C 8U, PSM-8, PSU-8, PSM-8A | 210 x 30 | 78 | 5878 |
| PSM-9, PSU-9, PSM-9A | 240 x 30 | 91 | 5891 |
| PSU 13 | 315 x 30 | 931 | 5931 |
| C 9U | 230 x 30 | 85 | 5885 |
| HOLZ-HER | | | |
| 170, 260, 270, 2260, 2270 | 140 x 20 | 28 | 5821 |
| 264, 1420, 2103, 2104, 2105, 2106, HKU 50, HKU 264, HKUS 50 | 160 x 20 | 45 | 5845 |
| 281, 2115 (T 55a), 2266, 2271, 2281, HKUS 266, HKUS 281, 55 A | 170 x 30 | 54 | 5854 |
| 2112, 2269, 2282, HKU 55, HKU 2272, HKU 2291, 2113, 2292, 2272, 2291, HKUS 269, HKUS 272, HKUS 282, HKUS 55 | 180 x 30 | 59 | 5859 |
| 211, 2114, 2116 (T 65a), 2117 (T 65i), 2119 (T 65e), 2126, 2127, 2269, 2282, 2292, 2116, 2117, 2119, HK 282 | 190 x 30 | 69 | |
| 2113, 2292, 2555, HK 201 | 200 x 30 | 74 | 5874 |
| 2264, 2267, 2279, 2284, PKS 267, PKS 284 | 210 x 30 | 78 | 5878 |
| 2118 (T 85i), 2120 (T 85e), 2279, 2293, 2294, 2118, 2120 | 230 x 30 | 85 | 5885 |
| 2268, HKD 65, HKS 2128, HKD 268 | 240 x 30 | 91 | 5891 |
| HKD 85, 275, PKS 1210, 1211, 1212, 1213, 1215, 1220, PKS 275, HKD 275 | 300 x 30 | 930 | 5930 |
| HKS 130, 150, 176, 276 | 350 x 30 | 935 | 5935 |
| B 7K, HKS 155, 277 | 400 x 30 | 940 | 5940 |
| INCA | | | |
| Major ²⁾ | 250 x 30 | 93 | 5893 |
| KRESS | | | |
| HKS 400, 6000, 6006, 6010, 6018, 9060 | 150 x 13 | 31 | 5831 |
| 1050KS, 6050, 6055 Duo, CHKS 6055, Elektronik Duo-Hacksaw, 6055a, CHKS 6050 | 160 x 20 | 45 | 5845 |
| 1400KS, 1600KS, 1600HTKS, 6060, CHKS 6060, CHKS 6006, 1500 KS, CHKS 6066, 1800 KSE, 6060 B | 190 x 20 | 67 | 5867 |
| LAMELLO | | | |
| Lamello-Top Biscuit jointer | 100 x 22 | 6 | 5806 |
| LESCHA | | | |
| TKS 315 H, TKS 315 HS, TKS 315 N | 315 x 30 | 931 | 5931 |
| LUTZ | | | |
| Jumbo 2000, KKS 400, KKS Starr, RBK 500, Eurocut, JUMBO | 315 x 30 | 931 | 5931 |
| LBK 500 Starr, LBK 500 | 400 x 30 | 940 | 5940 |
| RKS 700 | 450 x 30 | | |
| LBK-STARR, RKS 700 | 500 x 30 | | |
| AKS, RKS 700, WKS, ZWS, ZWS 700, AKS 700, WKS 700 | 700 x 30 | 970 | 5970 |
| MAFELL | | | |
| X 40, XE 40, SF 32 | 125 x 20 | 13 | 5813 |
| Biberella | 150 x 13 | 31 | 5831 |
| MKS 55, MS 55, PS 52, X 55, XE 55, KSP 55 (F), KSS 330, A 55, FU 50 | 160 x 20 | 45 | 5845 |
| A 55, B 55, FU 50, FU 550, FUS 50, FK 50 | 170 x 20 | 51 | 5851 |
| ERIKA 55 | 180 x 30 | 59 | 5859 |
| MKS 65, MS 65, ERIKA 60, KSP 65 (F) | 190 x 30 | 69 | 5869 |
| B 65, X 72 | 200 x 30 | 74 | 5874 |
| MKS 75, MKS 85S, MS 75 | 210 x 30 | 78 | 5878 |
| KSP 85 F | 230 x 30 | 85 | 5885 |
| B 82 | 240 x 30 | 91 | 5891 |
| A 85, FS 65, FUS 85, MKS 85, MS 85, ERIKA, MKS 85 N, MKS 85 S, ERIKA 85, FKS 65 | 250 x 30 | 93 | 5893 |
| FS 85, MKS 105, Biber, Biberex, MKS 105 E, MONIKA, TFK 8G, TFK 8 | 315 x 30 | 931 | 5931 |
| MKS 125, BSK 4, BSK 5, BSK 6, SF 32 | 350 x 30 | 935 | 5935 |
| AZB, BK 3, FKB 150, TDH 4, TDH 425, TK 150, VKS 130, VKS 160, FS 130 S, TD 3, BSK 4, BSK 5, BSK 6 | 400 x 30 | 940 | 5940 |
| BK, BKV 4, FSG 165, TDH 450, TDH 5, BK 4, BSK 5, BSK 6, FSG 165K, MKS 185E, FSG 200K-240 | 450 x 30 | 945 | 5945 |
| BKV 5, FSG 2000, TDH 5/170, FSK 2000 | 500 x 30 | 951 | 5951 |
| FSG 240 | 600 x 30 | 960 | 5960 |
| MAKITA | | | |
| 5600NB, 5603 R, 5600 RDW, SR 1600 | 160 x 20 | 45 | 5845 |
| SR 1600 | 165 x 20 | 48 | 5848 |
| 5600BR | 170 x 20 | 51 | 5851 |
| 5800, 5800B, 5800N, 5801B, S 800BR, SR 1800, 5500 S | 180 x 20 | 57 | 5857 |
| 3501, 5800BR | 190 x 20 | 67 | 5867 |
| 5700 | 200 x 30 | 74 | 5874 |
| 2400 ³⁾ , SR 2402 ³⁾ , SR 2600 ³⁾ | 250 x 30 | 93 | 5893 |
| 5100 BR | 315 x 30 | 931 | 5931 |
| LS 1400 ³⁾ , 5143 R | 350 x 30 | 935 | 5935 |
| 5703 R | 190 x 30 | 69 | 5869 |
| 5903 R | 230 x 30 | 85 | 5885 |


¹⁾ ²⁾ ³⁾ = you need a bushing ¹⁾ 30 --> 16 mm ²⁾ 30 --> 20 mm ³⁾ 30 --> 25 mm

| Brand-/type | Ø x  mm | kwb Code | Art.-No. |
|--|--|----------|----------|
| METABO | | | |
| BHK 01, BHK 2, KS 3340S, 3342, 4340, 6311, Max KS 40S, KS 4342S | 130 x 16 | 18 | 5818 |
| BTK, BTKO, C 1, C 2 | 140 x 20 | 28 | 5828 |
| BHK 2+3, 4340S | 142 x 13 | 29 | 5829 |
| BTKO, 61, 62, 4341S, KS 0846S, KS 0852S, KSE 0946S, KS 52S, KS 0846 | 150 x 20 | 35 | 5835 |
| BTK 1, C 2, KS 1155S | 165 x 20 | 48 | 5848 |
| 6317S | 180 x 20 | 57 | 5857 |
| BTK, KS 65S, KS 4345S, KS 4346S, KSE 1668S, TK 5348, Robert, KS 1266 S, KS 1468 S, 46 S, 5348, KS 166 S, KS 1266, KS 4345S | 190 x 20 | 67 | 5867 |
| KSE 1678 S Signal, MAGNUM KGS E 1670 S-SIGNAL | 210 x 30 | 78 | 5878 |
| 6323S, KS 1785S, KS 6323S Automatic | 240 x 30 | 91 | 5891 |
| Magnum TKU 1693, TK 1685 MAGNUM, TKU 1633, TKU 1693, TK 1685 | 250 x 30 | 93 | 5893 |
| TK 1688(D) (MAGNUM) | 300 x 30 | 930 | 5930 |
| TK 168S, TK 1685D, TK 1685, TK 16850 | 315 x 30 | 931 | 5931 |
| PERLES | | | |
| KS 50 | 152 x 20 | 39 | 5839 |
| PEUGEOT | | | |
| SC 47C | 140 x 20 | 28 | 5828 |
| SC 46, SC 52, SC 52C, SC 53C | 150 x 20 | 35 | 5835 |
| SC 4510XA | 160 x 16 | 43 | 5843 |
| FIP 20S, FIP 50S | 180 x 20 | 57 | 5857 |
| 10XA, SC 65C, SC 650, SC 66C, SC 65010 x A | 184 x 16 | 61 | 5861 |
| ROCKWELL | | | |
| 63416 | 160 x 16 | 43 | 5843 |
| RYOBI | | | |
| W-5502, W-560, W-560P | 160 x 20 | 45 | 5845 |
| W-651, W-6502, W-66N, W-651A | 180 x 20 | 57 | 5857 |
| W 6403NC, W 640NCI | 184 x 16 | 61 | 5861 |
| W-750 | 200 x 16 | 71 | 5871 |
| W 6403 C | 184 x 16 | 61 | 5861 |
| SCHEER | | | |
| MS 50 | 150 x 16 | 33 | 5833 |
| MS 45, 45E, MS 45/3, MS 45E | 150 x 20 | 35 | 5835 |
| FM | 160 x 16 | 43 | 5843 |
| MS 55 | 165 x 20 | 48 | 5848 |
| MS 65 | 190 x 30 | 69 | 5869 |
| MS 70, FM 16DNC, FM 16 electronic, FM 16 Standard | 200 x 30 | 74 | 5874 |
| MS 85 | 230 x 30 | 85 | 5885 |
| FM-10, IA 3100 + 4200 | 240 x 30 | 91 | 5891 |
| SCHEPPACH | | | |
| TKG 250, TKS 250, KSE 250 | 250 x 30 | 93 | 5893 |
| TK 1685 MAGNUM, TKH, TKU, TS 4000, TS 4010 | 300 x 30 | 930 | 5930 |
| TK, TKH, TKU, ts 4000, ts 4010, FORSATO XL, FORSATO XXL, TG 315 | 315 x 30 | 931 | 5931 |
| BSH 400, BSH 500 | 400 x 30 | 940 | 5940 |
| BS 500, BSH 500, WS 500 | 450 x 30 | 945 | 5945 |
| BS 500, BSH 500, WS 500 | 500 x 30 | 951 | 5951 |
| KE 6, KE 6M, KE 60, KE 60M, KE 6011, KE 611, KH 6, KH 60, KW 60, KW 60M, KW 601, KW 6011, KW 611 | 600 x 30 | 960 | 5960 |
| KDZ 700, KE 70, KW 70, KWZ 700, KH 70, KW 7, KWZ 7, KD 2700, KE 7011, KEZ 700, KW 2700 | 700 x 30 | 970 | 5970 |
| SCHLEICHER | | | |
| 310, 330 | 300 x 30 | 930 | 5930 |
| SKIL | | | |
| 5240 H 5140 | 130 x 16 | 18 | 5818 |
| 533, 553 | 150 x 13 | 31 | 5831 |
| 1850H, 1850 | 150 x 20 | 35 | 5835 |
| 367, 416H, 534, 536, 552B, 552H, 856, 1408H, 1409H, 1410H, 1855U, 1854, 1855H, 1865 | 160 x 16 | 43 | 5843 |
| 22501B | 170 x 30 | 54 | 5854 |
| 1865, 537, 553B, 553H, 559, 559U, 574U, 77, 77U, 857, 1850, 1865, 599U | 184 x 16 | 61 | 5861 |
| 1865H, 1965U, 1865U, 5565, 5666, 5566, 5266, 554B, 554H, 8244, 825, 858 | 190 x 16 | 65 | 5865 |
| 1965U | 190 x 30 | 69 | 5869 |
| 1524H, 1873H | 210 x 30 | 78 | 5878 |
| 1525H, 1886H, 1986, 1985U | 230 x 30 | 85 | 5885 |
| 107 ¹⁾ , 860 ¹⁾ , 1526H, 1899H | 250 x 30 | 93 | 5893 |
| 127, 2127 | 300 x 30 | 930 | 5930 |
| STRIEBIG | | | |
| Board Saw | 300 x 30 | 930 | 5930 |
| STAYER | | | |
| CP 46 | 140 x 20 | 28 | 5828 |
| CP 66, CP 66 E | 190 x 30 | 69 | 5869 |
| CP 76 | 210 x 30 | 78 | 5878 |
| CP 86 | 230 x 30 | 85 | 5885 |



¹⁾ ²⁾ ³⁾ = you need a bushing ¹⁾ 30 --> 16 mm ²⁾ 30 --> 20 mm ³⁾ 30 --> 25 mm

| Brand-/type | Ø x  mm | kwb Code | Art.-No. |
|---|--|----------|----------|
| ULMIA | | | |
| 1610, 1607 | 160 x 16 | 43 | 5843 |
| 1607, 1708 | 200 x 16 | 71 | 5871 |
| 1706 | 200 x 30 | 74 | 5874 |
| 1622, 1625, 1710, 1610, 1710R, 1710SN, 1711, KS 1 | 250 x 30 | 93 | 5893 |
| 1711, 1712, 1725 | 300 x 30 | 930 | 5930 |
| KS 300 | 315 x 30 | 931 | 5931 |
| 1712, 1725, 1728, 1729, 1711, 1712RT, 1712/1712R | 350 x 30 | 935 | 5935 |
| WEGOMA | | | |
| TS 400 | 400 x 30 | 940 | 5940 |
| SD 25, SD 30 | 500 x 30 | 951 | 5951 |
| WOLF | | | |
| 6070 | 184 x 16 | 61 | 5861 |
| WOLFCRAFT | | | |
| Biscuit jointing attachment | 102 x 22 | 7 | 5807 |

¹⁾ ²⁾ ³⁾ = you need a bushing ¹⁾ 30 --> 16 mm ²⁾ 30 --> 20 mm ³⁾ 30 --> 25 mm




| Brand-/type | Ø x  mm | kwb Code | Art.-No. |
|---|--|----------|----------|
| BLACK & DECKER | | | |
| BD 800, SR 700, KS 810, KS 800, HD 20755, KS 810A | 210 x 30 | 78 | 5878 |
| DEWALT | | | |
| DW 110, DW 111, DW 125, DW 150 | 250 x 16 | 95 | 5895 |
| DW 250, DW 252, DW 320, DW 710 | 250 x 30 | 94 | 5894 |
| DW 810, DW 1370, 1420S, 1600S, 1635/4L, 1875, 2155/4, DW 704, DW 705 | 300 x 30 | 930 | 5930 |
| 1420S, 1600S, 1635/4L, 1875, 2155/4 | 350 x 30 | 935 | 5935 |
| 1635/6L, 2155/6 | 400 x 30 | 940 | 5940 |
| EINHELL | | | |
| KGTN 245 | 250 x 20 | 96 | 5896 |
| KGTN 250, KGTN 245 | 250 x 30 | 94 | 5894 |
| ELEKTRA | | | |
| KGT 500 | 250 x 20 | 96 | 5896 |
| KGS 250, KGS 300, KGS 330, KGT 500 | 250 x 30 | 94 | 5894 |
| ELU | | | |
| PS 174, PS 274, PS 274 E | 216 x 30 | 82 | 5882 |
| TGS 170, TGS 171, TGS 172, TGS 173, TGS 271, TGS 273 | 250 x 30 | 94 | 5894 |
| FELISATTI | | | |
| T 770, T 771, T 778, T 777, T 777 CE, T 84, T 85, T 87, T 867 GS, T 777B | 250 x 20 | 96 | 5896 |
| M 74, M 75, M 76, M 77, T 84, T 85, T 87, T 88 | 250 x 30 | 94 | 5894 |
| M 79, M 80, M 90, M 90E, T 82, T 92, T 97 CE, T 83, T 91, T 91 CE | 300 x 30 | 930 | 5930 |
| FEZER | | | |
| KG 20, KG 205 | 205 x 18 | 75 | 5875 |
| HAFFNER | | | |
| GS 150 | 250 x 30 | 94 | 5894 |
| GS 146, GS 147, GFS 200, GS 157, GS 158 | 300 x 30 | 930 | 5930 |
| GS 159, GS 160, ZS 800 | 350 x 30 | 935 | 5935 |
| DGS 181, GSA 183, GSM 183, GS 108 P | 400 x 30 | 940 | 5940 |
| HARWI | | | |
| 625H, 625U | 400 x 30 | 940 | 5940 |
| HITACHI | | | |
| C 8FA, C 8FC, C 8FS | 216 x 30 | 82 | 5882 |
| HOLZ-HER | | | |
| 214101 SYMSTRIC | 216 x 30 | 82 | 5882 |
| KRESS | | | |
| GS 90, GS 105 | 250 x 20 | 96 | 5896 |
| GST 90 | 250 x 30 | 94 | 5894 |
| MAKITA | | | |
| LS 1030 ³⁾ , LS 0813 ³⁾ | 250 x 30 | 94 | 5894 |
| METABO | | | |
| KGS E 1670 S, KGS E 16705 SIGNAL | 210 x 30 | 78 | 5878 |
| KGS 16-300 (PLUS) | 250 x 30 | 94 | 5894 |
| MILWAUKEE | | | |
| 6494-50, 6496-50 | 250 x 30 | 94 | 5894 |
| SCHEPPACH | | | |
| KG 250, TKG 250 | 250 x 20 | 96 | 5896 |
| SCHLEICHER | | | |
| 6 | 300 x 30 | 930 | 5930 |
| 07, 08 | 350 x 30 | 935 | 5935 |
| STAYER | | | |
| SC 205, SCE 205, SC 205 W | 205 x 18 | 75 | 5875 |
| SC 250, SC 251, SCE 250, SC 250 W, SC 251 W | 250 x 20 | 96 | 5896 |
| SLL 250, SCE 1600, SC 270, SC 271, SLL 251, SLL 251 E, SL 251 E, SL 250 E | 250 x 30 | 94 | 5894 |
| ULMIA | | | |
| 1728 | 350 x 30 | 935 | 5935 |
| VIRUTEX | | | |
| AL 96, BL 96 | 250 x 20 | 96 | 5896 |
| WEGOMA | | | |
| F 202, S 80, S 8W, S 90, S 9W, BL 96, S 8D | 250 x 20 | 96 | 5896 |
| RS 460 | 250 x 30 | 94 | 5894 |
| RS 660 | 300 x 30 | 930 | 5930 |
| SD 16, S 40, S 4W, SD 17AE, SD 17 M+P | 350 x 30 | 935 | 5935 |
| RS 960, GS 126 M+P, SD 16 | 400 x 30 | 940 | 5940 |

¹⁾ ²⁾ ³⁾ = you need a bushing ¹⁾ 30 --> 16 mm ²⁾ 30 --> 20 mm ³⁾ 30 --> 25 mm

| Art.-No. | Ø Ext. mm | Ø Int. mm |  |  | Barcode 400931- |
|----------|--------------|--------------|---|---|--------------------|
|----------|--------------|--------------|---|---|--------------------|

Bushings for circular saw blades



| | | | | | |
|---------|----|----|---|---|---------|
| 58-2016 | 20 | 16 |  | 2 | 5820163 |
| 58-3016 | 30 | 16 |  | 2 | 5830162 |
| 58-3020 | 30 | 20 |  | 2 | 5830209 |
| 58-3025 | 30 | 25 |  | 2 | 5830254 |

| Art.-No. |  |  | Barcode 400931- |
|----------|---|---|--------------------|
|----------|---|---|--------------------|

Information Board circular saw blades

reference kwb-blades - brand / type for wall display

| | | | |
|---------|--|---|---------|
| 5802-00 | | 1 | 5802008 |
|---------|--|---|---------|



| Art.-No. | kwb Code | Pitch | Thickness mm | Qty | | | Barcode 400931- |
|----------|----------|-------|-----------------|-----|--|--|--------------------|
|----------|----------|-------|-----------------|-----|--|--|--------------------|


Saw Chains for chain saws

Extra heavy duty, double bearings, max.6000 rpm





| | | | | | | | | |
|---------|---------|------|-----|----|-----|-------|---|---------|
| 6403-44 | 03-A-44 | 3/8" | 1,3 | 44 | 300 | | 1 | 6403440 |
| 6403-45 | 03-A-45 | 3/8" | 1,3 | 45 | 300 | | 1 | 6403457 |
| 6403-46 | 03-A-46 | 3/8" | 1,3 | 46 | 300 | | 1 | 6403464 |
| 6403-49 | 03-A-49 | 3/8" | 1,3 | 49 | 350 | | 1 | 6403495 |
| 6403-50 | 03-A-50 | 3/8" | 1,3 | 50 | 350 | | 1 | 6403501 |
| 6403-52 | 03-A-52 | 3/8" | 1,3 | 52 | 350 | | 1 | 6403525 |
| 6403-54 | 03-A-54 | 3/8" | 1,3 | 54 | 400 | | 1 | 6403549 |
| 6403-55 | 03-A-55 | 3/8" | 1,3 | 55 | 400 | | 1 | 6403556 |
| 6403-56 | 03-A-56 | 3/8" | 1,3 | 56 | 400 | HOBBY | 1 | 6403563 |
| 6403-57 | 03-A-57 | 3/8" | 1,3 | 57 | 400 | | 1 | 6403570 |
| 6403-62 | 03-A-62 | 3/8" | 1,3 | 62 | 450 | | 1 | 6403624 |
| 6406-44 | 06-C-44 | 3/8" | 1,1 | 44 | 300 | | 1 | 6406441 |
| 6406-45 | 06-C-45 | 3/8" | 1,1 | 45 | 300 | | 1 | 6406458 |
| 6406-46 | 06-C-46 | 3/8" | 1,1 | 46 | 300 | | 1 | 6406465 |
| 6406-50 | 06-C-50 | 3/8" | 1,1 | 50 | 350 | | 1 | 6406502 |
| 6406-52 | 06-C-52 | 3/8" | 1,1 | 52 | 350 | | 1 | 6406526 |
| 6406-56 | 06-C-56 | 3/8" | 1,1 | 56 | 400 | | 1 | 6406564 |
| 6406-57 | 06-C-57 | 3/8" | 1,1 | 57 | 400 | | 1 | 6406571 |
| 6408-56 | 08-D-56 | 325 | 1,3 | 56 | 330 | | 1 | 6408568 |
| 6408-64 | 08-D-64 | 325 | 1,3 | 64 | 380 | | 1 | 6408643 |
| 6408-72 | 08-D-72 | 325 | 1,3 | 72 | 450 | | 1 | 6408728 |
| 6410-64 | 10-E-64 | 325 | 1,3 | 64 | 400 | | 1 | 6410646 |
| 6411-56 | 11-F-56 | 325 | 1,5 | 56 | 330 | | 1 | 6411568 |
| 6411-64 | 11-F-64 | 325 | 1,5 | 64 | 380 | | 1 | 6411643 |
| 6411-65 | 11-F-65 | 325 | 1,5 | 65 | 380 | | 1 | 6411650 |
| 6412-56 | 12-G-56 | 325 | 1,6 | 56 | 330 | | 1 | 6412565 |
| 6412-62 | 12-G-62 | 325 | 1,6 | 62 | 380 | | 1 | 6412626 |
| 6412-67 | 12-G-67 | 325 | 1,6 | 67 | 400 | | 1 | 6412671 |
| 6416-60 | 16-K-60 | 3/8" | 1,3 | 60 | 400 | | 1 | 6416600 |
| 6417-56 | 17-L-56 | 3/8" | 1,5 | 56 | 380 | | 1 | 6417560 |
| 6417-60 | 17-L-60 | 3/8" | 1,5 | 60 | 400 | PROFI | 1 | 6417607 |
| 6417-64 | 17-L-64 | 3/8" | 1,5 | 64 | 450 | | 1 | 6417645 |
| 6417-72 | 17-L-72 | 3/8" | 1,5 | 72 | 500 | | 1 | 6417720 |
| 6418-56 | 18-M-56 | 3/8" | 1,6 | 56 | 330 | | 1 | 6418567 |
| 6418-60 | 18-M-60 | 3/8" | 1,6 | 60 | 400 | | 1 | 6418604 |
| 6418-66 | 18-M-66 | 3/8" | 1,6 | 66 | 450 | | 1 | 6418666 |


Length of guide bar / kwb-Art.-No. / Brand

| für / for / pour / voor | Art.-No. | kwb Code | Pitch |  mm | Teeth |  mm |
|--|----------|----------|-------|--|-------|--|
| Alpina-Castor 300, 330, 432, P 34, P34S, EL 140 , EL 160, CP 34S, 423, EL 170 Bell Pickpine 16 Black + Decker DN 402, DN 402B, DN 412, GK 30, GK 310, GK 430, CS 30, GK 425, 1630, GK1430 Blitz B300, B 304, B 34, E 140F Bullcraft KSE 30, KS 300, KSE 1300B Dynamac 30F, E 140F Efco 134, 135, 114E, 116 Folux F 30F Grizzly BKS 35-32 Handy 30HF, E 140F Ikra MKS 30 McCulloch Mini Mac 832/30, Pro Mac 7, MAC 120, Mac 1/2/2B/120, Titan 7, Eager Beaver, PM 6/7, Euromac S33 Metabo 5338 B Oleo Mac Olympik 233, 234, 240, E 140, E 160 Ryobi 35 B, CSE3330, HC 31, HCS 31 Stark-Sympra-Sympratec 1400, 1412, 1430, 14830 Steinmax CS 300 Stiga SP340 Stihl 009, 010, 011, 012, 018C, 020/T, 021, 023C, 025C, MS180C, MS200, MS200T, E10, E14/C, E 140/160, E180/C, MSE160/180 Technic Tool PP 1250 | 6403-44 | 03-A44 | 3/8" | 1,3 | 44 | 300 |
| AEG KS 30 Alko KE 3500, A 10E, A 14E, E 120, E 130, E 150 Alpina-Castor KS 1400B, KS 1500B, E120, E130, E150 Black + Decker DN 302 Bosch AKE 30B, PKE 30B, PKE 25, AKE 30-16S Dolmar 101, 260 Echo CS 200E, CS 280E, CS 280EVL, CS 290EVL, CS 300, CS 302, CS 320, CS 3000, CS 3050, CS 3400, CS 4400 Efco 131 Einhell MKS 30, PES 30/2 Frontier MK 1 = Quadra Hitachi CS 280A, CS 280B Homelite i335, i3350B Husquarna 334 Ikra A 204 B-30, FA 12, KS 1200, KS 1200B, KS 1400 B, KS 1400TS, EKS 30, EKS 1400 Jonsered 2033, 370, 380 Makita 5011B, 5012B, UC 3000A, UC3001A McCulloch Electramac 230/1030, Mac 930/12, Euromac 30/E30/ES30/S12, PM 360/364/730/930 Oleo Mac Olympik 931 Opem 130Z Partner 1601, 1602, 330, 335, 345, EL 1200, EL 1400 Peugeot TLS 1630, TRC 1630 Poulan Micro 25, Micro 25A Remington 860AV, Cutter, EL6 DELUXE Shindaiwa-SDK-Iseki A 090B, 300S, 357 Skil 1604H Stiga 930 Tas-Tanaka 290, 300, ECS 320, ECS 330, 3301, 3351 | 6403-45 | 03-A45 | 3/8" | 1,3 | 45 | 300 |
| Dolmar 100, 103, 275, ES 30, ES 140, ES 151A, PS 33, PS 3300 TH, ES 152A, PS 330, ES 3 Zenoah G 300T, G 310TS | 6403-46 | 03-A46 | 3/8" | 1,3 | 46 | 300 |



Length of guide bar / kwb-Art.-No. / Brand

| für / for / pour / voor | Art.-No. | kwb Code | Pitch |  mm | Teeth |  mm |
|---|----------|----------|-------|--|-------|--|
| Alpina-Castor 330, 380, 438, P 34S Bell Pickpine 34.16 Black + Decker DN 404B, GK 120, GK 320, GK 435, CS 35, GK 35, 1635 Blitz B 35D, B 38 Bullcraft KSE 1300B, BES 1300B Dynamac 35F Efco 114E, 134, 135, 116 Einhell PKS35/1AV Folux F 35, F 35F Grizzly BKS 35-14, BKS 38-14 Handy 35HF McCulloch Mini Mac 35/35AS/833, MAC 4/4B/9/14E/130/140/835/837, Mac Cat 310/330/839, E 14, PM 6/7/310/320/330, Euromac S14/S33/35/39, GST 32, Eager Beaver 35 Oleo Mac Olympik 335, 340, 930, 935 X Remington Mighty Mite 500/812//814 Ryobi CS 36C, CSE 385CB, HC 36 Shark PL 2 Stark-Sympra-Sympratec 1414, 1435, 14350, 14835 Steinmax CS 360 | 6403-49 | 03-A49 | 3/8" | 1,3 | 49 | 350 |
| Alpina Castor 432, 438, P 34, P34S, EL 140 , EL 160, CX 35, CP 34S, 423, EL 170 Einhell PES 1635, PES 1435 Grizzly BKS 35-32, BKS 35-38, PKS 360/390 Ikra MKS 35, Shark 1300 McCulloch Electramac 235/1035, Mac 835/935/930/538, ProMac 7/36, Euromac S14/35/ES35/ES24/530, PM 370/374/470/474/735, Titan 35, E 35 Oleo Mac Olympik E 170F, OM-E200, EF 170F Peugeot TLS 1635, TLS 1635A, TRC 1635 Remington Electricpower, Limb'n'Trim, 1450 Stiga 935, SP340, SE 1.6 Stihl 012, 019T, 018C, 020/T, 021, 023C, 025C, MS180C, MS190T, MS200, MS200T, E160, E180/C, MSE160, MSE180/C, MSE200C | 6403-50 | 03-A50 | 3/8" | 1,3 | 50 | 350 |
| AEG KES 35, KS35 Alko KE 3500, KE 3500 VARIO Alpina-Castor A 10E, A 14E, E 120, E 150, KS 1400B, KS 1500B, E 130 Bosch AKE 35B, PKE 35B, GKE 35, GKE 35BC, AKE 35-16S Dolmar 100Super, 102, 105, 285, 290, PS 340, PS 341, ES 35, ES 160, ES 161A, PS 400, PS 401, PS 3300 TH, ES 162A, PS 34, PS 400, ES 3 Echo CS 3000, CS 3050, CS 330EVL, CS 3400, CS 3450, CS 4400 Efco 131 Einhell PES 34/2, PES 34/3, PES 35, PES 35/2TS, PES 35/3, PES 35/3TS, PES 2000, PES 3000, EK 1535, Migros E 35, KSE 1435 Fleurette KSB 2035 Hitachi CS 350A, CS 350B Homelite i335, i3350B Husquarna 334 Ikra A 104S, A 204B-35, KS 14, FA 12, HO 14, KS 1400 B, KS 1400 T, KS 1400 TS, KS 1500 TS, KS 1500 T, KS 1600 T, KS 1400 TF, KS 1600 TF, KS 1435, Woodcutter, Hobby-Cutter, EKS 35, x, EKS 1600, EKS 1700 Jonsered 2036, 2040, 2033, 370, 380 Makita DES 350, 3500A, 5014B, UC3501A Nautec 131 Oleo Mac Olympik 931 Opem 140Z, 142Z Partner 345, 365CCS, 351, 370, EL 1435 Poulan 25A, S 25D, S 25DA, 1400E, 2000, 2300AV, 2300CVA, P 600 Shindaiwa-SDK-Iseki A 113, A 113L, A 113P, A 117P, 140, A 150B, 150E Shingu SP 3200, SP 3200T, SP 3400 Skil 1603H, 1604H, 1606H, 1634U Tas-Tanaka ECS 330, ECS 3351, 3351 Zenoah G 310TS, G 320AVS | 6403-52 | 03-A52 | 3/8" | 1,3 | 52 | 350 |



Length of guide bar / kwb-Art.-No. / Brand

| für / for / pour / voor | Art.-No. | kwb Code | Pitch |  mm | Teeth |  mm |
|--|----------|----------|-------|--|-------|--|
| Grizzly BKS 38-16 McCulloch Electramac 16E, MAC 836/838 Alko KB 3500, KB 4000, KB 4001, KB 4500, KB 4501, KE 4000, KE 4000 VARIO Alpina Castor 380, 438 Bullcraft KS 40S, KS 400S, KSE 1300B Einhell PES 1540, PES 1840 Grizzly-Lidl Parkside EKS 1700 McCulloch Electramac 240/1040, Mac 6/66/836/838/940/3500/540/538, PM 310/330/480/484/510/740/4040, Mac Cat 310/330/839, Euromac ES S16/39/40/41/26/36/484X, Cast 3B/40, 484X, Serie S400, GST 38, E 16/40, Daytona 1000-Kit 486/900, Green Cut GC 4000 Oleo Mac Olympik 340, 930, 935 Ryobi HC 41 Stark-Sympra-Sympratec 1416, 1500, 1600, 1616, 1440, 14840, 16840 Stiga SE 1.8 Stihl E14, 009, 010, 011, 012, 015, 020/T, 021, 023, 025, E 10, MSE200C Alko KE 40/16, KE 40/16 II Alpina Castor P 380, P 438, CX 40, EL 160, EL 170, Jolly 40 Garden Ranger Black + Decker DN 400, DN 401, DN 402, DN 404, DN 416, GK 330, GK 440, 1640 | 6403-54 | 03-A54 | 3/8" | 1,3 | 54 | 400 |
| Castorama Cast TPE 40 Dolmar 102, 108, 295, PS 400, PS 401, ES 171A, ES 1600, ES 172A Efco 131, 134, 135, 114E, 116 Einhell MKS 40 AV, MKS 40/1AV, MKS 41 Fleurette KSB 2640 Grizzly BKS 35-38, BKS 35-40, PKS 360/390, EKS 1700-40, EKS 1800-40 Homelite i3350B Husquarna 334 Ikra A 205 B-40, SEK 618, KS 1400 B, KS 1500 B, MKS 40, Profi-Cutter Jonsered 2036, 2040, 2033, 370, 380 McCulloch PM 394, PM 494 Oleo Mac Olympik 935 DX, 931 Partner 385, 395, 405, EL 1440, P 390ccs, 370ccs Peugeot TS 1640, TRC 1640 Poulan 2250 Ryobi CSN 410 Stayer SEC 40 Stiga SE 1.8 AEG KS 40 Alko KE 3500, KE 3500VARIO, KE 3000, KE 4000 Alpina Castor A 14E, E 130, E 150, KS 1400B, KS 1500B Bosch AKE 40B, PKE 40B, GKE 40BC, PKE 40, AKE 40-16S Dynamac DY 36, DY 19E Echo CS 3400, CS 3450, CS 4400 Einhell PES 40/3, PES 1540, PES 1640, PES 4000, KSE 1640, PKS 1635, PKS 1840, PKS 40/1AV Fleurette KSE 1640 Ikra A 205 B, SEK 618, KS 1400 T, KS 1500 T, KS 1500 TS, KS 1600 T, KS 1600 TS, KS 1400 TS, KS 1800 TS, KS 1600 TF, KS 1800 TF, KS 1640, EKS 40, EKS 1600, EKS 1700, Fleurette KSE1640, Swing 1640 KS Ikra (Aldi) Top-Craft EKS 1700 Makita DES 400, 5016B, 5016NB, UC 4000A, UC4001A Metabo KT 1441 Opem 140Z, 142Z Poulan 25A, Micro 25, S 25CVA, S 25D, S 25DA, 1800, 2000, 2300AV, 2300CVA, P 600 Shindaiwa-SDK-Iseki 1600 ES Shingu SP 3400 Zenoah G 320AVS | 6403-55 | 03-A55 | 3/8" | 1,3 | 55 | 400 |
| | 6403-56 | 03-A56 | 3/8" | 1,3 | 56 | 400 |
| | 6403-57 | 03-A57 | 3/8" | 1,3 | 57 | 400 |



Length of guide bar / kwb-Art.-No. / Brand

| für / for / pour / voor | Art.-No. | kwb Code | Pitch |  mm | Teeth |  |
|---|----------------|----------|-------|--|-------|---|
| Fleurette KSE 1845 Ikra KS 1400 TS, KS 1500 TS, KS 1600 TS, KS 1800 TS, KS 1800 TF, Fleurette KSE1845 Partner EL 1500, P 420ccs, Formular 500 Alpina Castor PS 34, PS 34S Stihl 017, 018, 019/T, 23L, MS170/C, MS190T, E14, E 140, MSE140, HT70/ 75 | 6403-62 | 03-A62 | 3/8" | 1,3 | 62 | 450 |
| Bosch AKE 30-17S Dolmar ES 31A, PS 34, PS 33, PS 3 Makita UC3010A Stihl 017, 018, 019/T, 023L, E14, E 140, MSE140 Bosch AKE 35-17S Dolmar ES 36A Makita UC3510A Partner 1436, 1641 Poulan E 5300 Solo 636 | 6406-44 | 06-C44 | 3/8" | 1,1 | 44 | 300 |
| Dolmar ES 40A Makita UC4010A Partner 1436, 1641 Poulan ES 300 Bosch AKE 40-17S | 6406-45 | 06-C45 | 3/8" | 1,1 | 45 | 300 |
| Dolmar PS 410 (1999), PS 411 (1999) Efco 138, 141 Husqvarna 36, 40, 42, 45, 51, 55, 1400, 1600, EL 16, 136, 141, 246, 340, 345, 346, 350, 351 Jonsered 2014, 2036, 2041, 2045, 2050, 2054 Makita DCS 410, DCS 411, DCS 430, DCS 520, DCS 4300i, DCS 5200i Nautec 138 Oleo Mac Olympik 938, 941 Partner EL 1450, EL 1500 Poulan 2800, 2900, 3300, 3350 Stiga SP410, SP370 | 6406-46 | 06-C46 | 3/8" | 1,1 | 46 | 300 |
| Dolmar PS 410 (1999), PS 411 (1999) Efco 138, 141 Husqvarna 36, 40, 42, 45, 51, 55, 1400, 1600, EL 16, 136, 141, 246, 340, 345, 346, 350, 351 Jonsered 2016, 2036, 2040, 2041, 2045, 2050, 2054, 2055 Makita DCS 410, DCS 411, DCS 430, DCS 520, DCS 4300i, DCS 5200i Nautec 138 Oleo Mac Olympik 938, 941 Partner EL 1650, 365, 400, 405, 450, 410 Poulan 2800, 2900, 3300, 3350 | 6406-50 | 06-C50 | 3/8" | 1,1 | 50 | 350 |
| Dolmar PS 410 (1999), PS 411 (1999) Efco 138, 141 Husqvarna 36, 40, 42, 45, 51, 55, 1400, 1600, EL 16, 136, 141, 246, 340, 345, 346, 350, 351 Jonsered 2016, 2036, 2040, 2041, 2045, 2050, 2054, 2055 Makita DCS 410, DCS 411, DCS 430, DCS 520, DCS 4300i, DCS 5200i Nautec 138 Oleo Mac Olympik 938, 941 Partner EL 1450, EL 1500 Poulan 2800, 2900, 3300, 3350 Stiga SP410, SP370 | 6406-52 | 06-C52 | 3/8" | 1,1 | 52 | 350 |
| Dolmar PS 410 (1999), PS 411 (1999) Efco 138, 141 Husqvarna 36, 40, 42, 45, 51, 55, 1400, 1600, EL 16, 136, 141, 246, 340, 345, 346, 350, 351 Jonsered 2014, 2036, 2041, 2045, 2050, 2054 Makita DCS 410, DCS 411, DCS 430, DCS 520, DCS 4300i, DCS 5200i Nautec 138 Oleo Mac Olympik 938, 941 Partner EL 1450, EL 1500 Poulan 2800, 2900, 3300, 3350 Stiga SP410, SP370 | 6406-56 | 06-C56 | 3/8" | 1,1 | 56 | 400 |
| Dolmar PS 410 (1999), PS 411 (1999) Efco 138, 141 Husqvarna 36, 40, 42, 45, 51, 55, 1400, 1600, EL 16, 136, 141, 246, 340, 345, 346, 350, 351 Jonsered 2014, 2036, 2041, 2045, 2050, 2054 Makita DCS 410, DCS 411, DCS 430, DCS 520, DCS 4300i, DCS 5200i Nautec 138 Oleo Mac Olympik 938, 941 Partner EL 1450, EL 1500 Poulan 2800, 2900, 3300, 3350 Stiga SP410, SP370 | 6406-57 | 06-C57 | 3/8" | 1,1 | 57 | 400 |
| Dolmar PS 410 (1999), PS 411 (1999) Efco 138, 141 Husqvarna 36, 40, 42, 45, 51, 55, 1400, 1600, EL 16, 136, 141, 246, 340, 345, 346, 350, 351 Jonsered 2014, 2036, 2041, 2045, 2050, 2054 Makita DCS 410, DCS 411, DCS 430, DCS 520, DCS 4300i, DCS 5200i Nautec 138 Oleo Mac Olympik 938, 941 Partner EL 1450, EL 1500 Poulan 2800, 2900, 3300, 3350 Stiga SP410, SP370 | 6408-56 | 08-D56 | .325 | 1,3 | 56 | 330 |
| Dolmar PS 410 (1999), PS 411 (1999) Efco 138, 141 Husqvarna 36, 40, 42, 45, 51, 55, 1400, 1600, EL 16, 136, 141, 246, 340, 345, 346, 350, 351 Jonsered 2014, 2036, 2041, 2045, 2050, 2054 Makita DCS 410, DCS 411, DCS 430, DCS 520, DCS 4300i, DCS 5200i Nautec 138 Oleo Mac Olympik 938, 941 Partner EL 1450, EL 1500 Poulan 2800, 2900, 3300, 3350 Stiga SP410, SP370 | 6408-64 | 08-D64 | .325 | 1,3 | 64 | 380 |
| Dolmar PS 410 (1999), PS 411 (1999) Efco 138, 141 Husqvarna 36, 40, 42, 45, 51, 55, 1400, 1600, EL 16, 136, 141, 246, 340, 345, 346, 350, 351 Jonsered 2014, 2036, 2041, 2045, 2050, 2054 Makita DCS 410, DCS 411, DCS 430, DCS 520, DCS 4300i, DCS 5200i Nautec 138 Oleo Mac Olympik 938, 941 Partner EL 1450, EL 1500 Poulan 2800, 2900, 3300, 3350 Stiga SP410, SP370 | 6408-72 | 08-D72 | .325 | 1,3 | 72 | 450 |

Length of guide bar / kwb-Art.-No. / Brand

| für / for / pour / voor | Art.-No. | kwb Code | Pitch |  mm | Teeth |  mm |
|--|----------------|----------|-------|--|-------|--|
| Homelite 3850 b | 6410-64 | 10-E64 | .325 | 1,3 | 64 | 380 |
| McCulloch PM 4000, 740 Pro, Titan 40 | | | | | | 400 |
| Dolmar 110 i, 110 iH, PS 410, PS 411, 113, ES 1800, DS 43, 112 | 6411-56 | 11-F56 | .325 | 1,5 | 56 | 330 |
| Echo CS 360EVL, CS 3600, CS 3900, CS 4000, CS 4010, CS 4400, CS 4500, CS 4510, CS 4600, CS 4610, CS 5000 | | | | | | |
| Efco 142, 146, 151, 156, 162 | | | | | | |
| Husqvarna 33, 36, 154, 234, 238, 242, 242XP-XPG, XPG Kat, EL 1200, 262, 262XP-XPG | | | | | | |
| Jonsered EL 1450, 45E, 49SP, 2055 | | | | | | |
| Metabo 1530 | | | | | | |
| Oleo Mac Olympik 942, 946, 956, 962, E300 F | | | | | | |
| Opem K 1, K 2 | | | | | | |
| Partner 360, 365, 410, 460, 510, P 500, P 5000, 1400EL, 1450EL, 1650EL, MiniFarmerSaw | | | | | | |
| Poulan 200 Serie, 245, 375 | | | | | | |
| Shindaiwa-SDK-Iseki 360, 366, 370, 377, 400, 415, 416, 420, 394, 450, 451, 500, 510, 560, A 180B | | | | | | |
| Stiga SP460, SP510 | | | | | | |
| Zenoah G 38, G 46, G 415AVS | | | | | | |
| Dolmar 110 i, 110 iH, 113, PS 410, PS 411, ES 1800, 115 iH, PS 52, 117 | 6411-64 | 11-F64 | .325 | 1,5 | 64 | 380 |
| Echo CS 3600, CS 3900, CS 4000, CS 4400, CS 4500, CS 4510, CS 4600, CS 4601 | | | | | | |
| Efco 12, 146, 151, 156, 162 | | | | | | |
| Husqvarna 36, 40 / 40P, 41,42, 44, 45, 50, 51, 55, 242XP-XPG, 246, 254, 254XP, 257, 262, 262XP-XPG, EL 1200 | | | | | | |
| Jonsered EL 14, 2040, 2041, 2045, 2050, 2051, 2054, 2055, EL 2016, 451E, 451EV, 451EVS, 452, 490, 525 | | | | | | |
| Oleo Mac Olympik 942, 946, 956, 962, E300 F | | | | | | |
| Opem K 3, K 2 Super | | | | | | |
| Partner 360/365, 400/405/410, 450/460/465, 495, 510, 540/545/550, 605, MiniFarmerSaw, P 500 | | | | | | |
| Shindaiwa-SDK-Iseki 440, 488, 440 W, 488 W, 360, 366, 400, 415, 416, 420, 450, 451, 500, 510, 560, A 180B | | | | | | |
| Solo 639 | | | | | | |
| Tas-Tanaka ECV 3801, 4501 | | | | | | |
| Zenoah G 38, G 46, G 415AVS | | | | | | |
| Solo 644, 644SP, 647, 651, 651SF, 654, 651SP | 6411-65 | 11-F65 | .325 | 1,5 | 65 | 380 |
| Stihl 024/WB, 028, MS240 | 6412-56 | 12-G56 | .325 | 1,6 | 56 | 320 |
| Stihl 024/WB, 026/C/W/CW/WB/WVH, 028, MS240, MS260/C/W/CW/WVH | 6412-62 | 12-G62 | .325 | 1,6 | 62 | 370 |
| Stihl 026/C/W/CW/WB/WVH, 028, MS260/C/W/CW/WVH | 6412-67 | 12-G67 | .325 | 1,6 | 67 | 400 |
| Echo CS 500EVL, CS 500VL, CV 650EVL | 6416-60 | 16-K60 | 3/8" | 1,3 | 60 | 400 |
| McCulloch 10-10, PM 605/610/645/650/655/700/800/805/850, DE 50/57/80, SP 60/81, | | | | | | |
| Titan 50/57/80, Timber Bear 610/650/655 | | | | | | |
| Poulan 400 Series, 4000, 4200, 4400, 4900, 300 Series, 200 Series, 245, 275, 5200, 5400 | 6417-56 | 17-L56 | 3/8" | 1,5 | 56 | 380 |
| Dolmar 109, 111, 112, 114, 115 iH, 116, 116si, 117, 119, 120, PS 6000, PS 6800, PS 52, PS 43, 219, 115 i | | | | | | |
| Husqvarna 246, 254, 254XP-XPG, 262, 262XP-XPG, 268, 61, 55, 272 XP, 365, 257 | | | | | | |
| Solo 662, 667, 670 | | | | | | |
| Dolmar PS 6400, PS 7300, PS 7900 | | | | | | |
| Echo CS 6700, CS 6701, CS 8000 | 6417-60 | 17-L60 | 3/8" | 1,5 | 60 | 400 |
| Husqvarna 61, 254, 262, 272, 371, 268, 272 XP, 365 | | | | | | |
| Oleo Mac Olympik E 300 F, 956, 962 | | | | | | |
| Shindaiwa-SDK-Iseki 575, 577, A 180B | | | | | | |
| Zenoah G 621AVS | | | | | | |
| Dolmar 111, 115 iH, 116,116si, 117, 119, 120, PS 52, PS 6000, PS 6800, 116 i, PS 6000 i, PS 6000 iH | 6417-64 | 17-L64 | 3/8" | 1,5 | 64 | 450 |
| Echo CS 5501, CS 6700, CS 6701, CS 8000 | | | | | | |
| Husqvarna 246, 254, 254XP-XPG, 262, 262XP-XPG, 268, 61, 55, 272 XP, 365, 257 | | | | | | |
| Zenoah G 621AVS | | | | | | |

Length of guide bar / kwb-Art.-No. / Brand

| für / for / pour / voor | Art.-No. | kwb Code | Pitch |  mm | Teeth |  mm |
|--|----------------|----------|-------|---|-------|---|
| Alpina Castor P 700, P 800 Dolmar PS 6400, PS 7300, PS 7900 Dolmar PS 6800 i, PS 6800 iH, PS 9000, 153, 152, 144, 116, 116si, PS9010 Husqvarna 162, 181, 262XP, 266/266XP, 268XP, 272/272XP, 281/281XP, 371XP, 2100, 2100XP, 365, 288XP, 394XP, 3120XP Jonsered 625 II, 630 Super II, 670 Super, 670 Champ, 2063, 2065, 2071, 2077, 2083, 2094, 2095 Solo 662, 667, 670 | 6417-72 | 17-L72 | 3/8" | 1,5 | 72 | 500 |
| Stihl 029, 034, 036/W/WVH, 036QS, 038, 039, MS290, MS310, MS390, E220 | 6418-56 | 18-M56 | 3/8" | 1,6 | 56 | 370 |
| Stihl 034, 036/W/WVH, MS360/C/W, 036QS, MS360WVH, 038, 039, 041, 042, 044/C/W/WVH, MS440/C/W, MS440WVH, 045, 048, MS460WVH, 046/C/W/WVH, MS460/C/W, MS290, MS310, MS390, MS440, MS460, E20/C, E220, E220C | 6418-60 | 18-M60 | 3/8" | 1,6 | 60 | 400 |
| Stihl 044/C/W/WVH, MS440/C/W, MS440WVH, MS460WVH, 046/C/W/WVH, MS460/C/W, 045, 048, MS290, MS310, MS390, MS440, MS460, E220, E220C | 6418-66 | 18-M66 | 3/8" | 1,6 | 66 | 450 |

Brand / Type / kwb-Art.-No.

| für / for / pour / voor | Art.-No. | kwb Code | Pitch | mm | Teeth | mm |
|--|----------------|----------|-------|-----|-------|-----|
| AEG KS 30 | 6403-45 | 03-A45 | 3/8" | 1,3 | 45 | 300 |
| KES 35, KS 35, | 6403-52 | 03-A52 | 3/8" | 1,3 | 52 | 350 |
| KS 40 | 6403-57 | 03-A57 | 3/8" | 1,3 | 57 | 400 |
| Alko KE 3500, A 10E, A 14E, E 120, E 130, E 150 | 6403-45 | 03-A45 | 3/8" | 1,3 | 45 | 300 |
| KE 3500, KE 3500 VARIO | 6403-52 | 03-A52 | 3/8" | 1,3 | 52 | 350 |
| KB 3500, KB 4000, KB 4001, KB 4500, KB 4501, KE 4000, KE 4000 VARIO | 6403-55 | 03-A55 | 3/8" | 1,3 | 55 | 400 |
| KE 40/16, KE 40/16 II | 6403-56 | 03-A56 | 3/8" | 1,3 | 56 | 400 |
| KE 3500, KE 3500VARIO, KE 3000, KE 4000 | 6403-57 | 03-A57 | 3/8" | 1,3 | 57 | 400 |
| Alpina Castor 432, 438, P 34, P 34S, EL 140 , EL 160, CX 35, CP 34S, 423, EL 170 | 6403-50 | 03-A50 | 3/8" | 1,3 | 50 | 350 |
| 380, 438 | 6403-55 | 03-A55 | 3/8" | 1,3 | 55 | 400 |
| P 380, P 438, CX 40, EL 160, EL 170, Jolly 40 Garden Ranger | 6403-56 | 03-A56 | 3/8" | 1,3 | 56 | 400 |
| A 14E, E 130, E 150, KS 1400B, KS 1500B | 6403-57 | 03-A57 | 3/8" | 1,3 | 57 | 400 |
| PS 34, PS 34S | 6406-44 | 06-C44 | 3/8" | 1,1 | 44 | 300 |
| P 700, P 800 | 6417-72 | 17-L72 | 3/8" | 1,5 | 72 | 500 |
| 300, 330, 432, P 34, P 34S, EL 140 , EL 160, CP 34S, 423, EL 170 | 6403-44 | 03-A44 | 3/8" | 1,3 | 44 | 300 |
| KS 1400B, KS 1500B, E120, E130, E150 | 6403-45 | 03-A45 | 3/8" | 1,3 | 45 | 300 |
| 330, 380, 438, P 34S | 6403-49 | 03-A49 | 3/8" | 1,3 | 49 | 350 |
| A 10E, A 14E, E 120, E 150, KS 1400B, KS 1500B, E 130 | 6403-52 | 03-A52 | 3/8" | 1,3 | 52 | 350 |
| Bell Pickpine 16 | 6403-44 | 03-A44 | 3/8" | 1,3 | 44 | 300 |
| Pickpine 34.16 | 6403-49 | 03-A49 | 3/8" | 1,3 | 49 | 350 |
| Black + Decker DN 402, DN 402B, DN 412, GK 30, GK 310, GK 430, CS 30, GK 425, 1630, GK1430 | 6403-44 | 03-A44 | 3/8" | 1,3 | 44 | 300 |
| DN 302 | 6403-45 | 03-A45 | 3/8" | 1,3 | 45 | 300 |
| DN 404B, GK 120, GK 320, GK 435, CS 35, GK 35, 1635 | 6403-49 | 03-A49 | 3/8" | 1,3 | 49 | 350 |
| DN 400, DN 401, DN 402, DN 404, DN 416, GK 330, GK 440, 1640 | 6403-56 | 03-A56 | 3/8" | 1,3 | 56 | 400 |
| Blitz B 300, B 304, B 34, E 140F | 6403-44 | 03-A44 | 3/8" | 1,3 | 44 | 300 |
| B 35D, B 38 | 6403-49 | 03-A49 | 3/8" | 1,3 | 49 | 350 |
| Bosch AKE 30B, PKE 30B, PKE 25, AKE 30-16S | 6403-45 | 03-A45 | 3/8" | 1,3 | 45 | 300 |
| AKE 35B, PKE 35B, GKE 35, GKE 35BC, AKE 35-16S | 6403-52 | 03-A52 | 3/8" | 1,3 | 52 | 350 |
| AKE 40B, PKE 40B, GKE 40BC, PKE 40, AKE 40-16S | 6403-57 | 03-A57 | 3/8" | 1,3 | 57 | 400 |
| AKE 30-17S | 6406-45 | 06-C45 | 3/8" | 1,1 | 45 | 300 |
| AKE 35-17S | 6406-52 | 06-C52 | 3/8" | 1,1 | 52 | 350 |
| AKE 40-17S | 6406-57 | 06-C57 | 3/8" | 1,1 | 57 | 400 |
| Bullcraft KSE 30, KS 300, KSE 1300B | 6403-44 | 03-A44 | 3/8" | 1,3 | 44 | 300 |
| KSE 1300B, BES 1300B | 6403-49 | 03-A49 | 3/8" | 1,3 | 49 | 350 |
| KS 40S, KS 400S, KSE 1300B | 6403-55 | 03-A55 | 3/8" | 1,3 | 55 | 400 |
| Castorama Cast TPE 40 | 6403-56 | 03-A56 | 3/8" | 1,3 | 56 | 400 |
| Dolmar 101, 260 | 6403-45 | 03-A45 | 3/8" | 1,3 | 45 | 300 |
| 100, 103, 275, ES 30, ES 140, ES 151A, PS 33, PS 3300 TH, ES 152A, PS 330, ES 3 | 6403-46 | 03-A46 | 3/8" | 1,3 | 46 | 300 |
| 100Super, 102, 105, 285, 290, PS 340, PS 341, ES 35, ES 160, ES 161A, PS 400, PS 401, PS 3300 TH, ES 162A, PS 34, PS 400, ES 3 | 6403-52 | 03-A52 | 3/8" | 1,3 | 52 | 350 |
| 102, 108, 295, PS 400, PS 401, ES 171A, ES 1600, ES 172A | 6403-56 | 03-A56 | 3/8" | 1,3 | 56 | 400 |
| ES 31A, PS 34, PS 33, PS 3 | 6406-46 | 06-C46 | 3/8" | 1,1 | 46 | 300 |
| ES 36A | 6406-52 | 06-C52 | 3/8" | 1,1 | 52 | 350 |
| ES 40A | 6406-56 | 06-C56 | 3/8" | 1,1 | 56 | 400 |
| PS 410 (1999), PS 411 (1999) | 6408-56 | 08-D56 | .325 | 1,3 | 56 | 330 |
| PS 410 (1999), PS 411 (1999) | 6408-64 | 08-D64 | .325 | 1,3 | 64 | 380 |
| PS 410 (1999), PS 411 (1999) | 6408-72 | 08-D72 | .325 | 1,3 | 72 | 450 |
| 110 i, 110 iH, PS 410, PS 411, 113, ES 1800, DS 43, 112 | 6411-56 | 11-F56 | .325 | 1,5 | 56 | 330 |
| 110 i, 110 iH, 113, PS 410, PS 411, ES 1800, 115 iH, PS 52, 117 | 6411-64 | 11-F64 | .325 | 1,5 | 64 | 380 |
| 109, 111, 112, 114, 115 iH, 116, 116si, 117, 119, 120, PS 6000, PS 6800, PS 52, PS 43, 219, 115 i | 6417-56 | 17-L56 | 3/8" | 1,5 | 56 | 380 |
| PS 6400, PS 7300, PS 7900 | 6417-60 | 17-L60 | 3/8" | 1,5 | 60 | 400 |
| 111, 115 iH, 116,116si, 117, 119, 120, PS 52, PS 6000, PS 6800, 116 i, PS 6000 i, PS 6000 iH | 6417-64 | 17-L64 | 3/8" | 1,5 | 64 | 450 |
| PS 6400, PS 7300, PS 7900 | 6417-72 | 17-L72 | 3/8" | 1,5 | 72 | 500 |
| PS 6800 i, PS 6800 iH, PS 9000, 153, 152, 144, 116, 116si, PS9010 | 6417-72 | 17-L72 | 3/8" | 1,5 | 72 | 530 |

Brand / Type / kwb-Art.-No.

| für / for / pour / voor | Art.-No. | kwb Code | Pitch | mm | Teeth | mm |
|--|----------------|----------|-------|-----|-------|-----|
| Dynamac 30F, E 140F | 6403-44 | 03-A44 | 3/8" | 1,3 | 44 | 300 |
| 35F | 6403-49 | 03-A49 | 3/8" | 1,3 | 49 | 350 |
| DY 36, DY 19E | 6403-57 | 03-A57 | 3/8" | 1,3 | 57 | 400 |
| Echo CS 200E, CS 280E, CS 280EVL, CS 290EVL, CS 300, CS 302, CS 320, CS 3000, CS 3050, CS 3400, CS 4400 | 6403-45 | 03-A45 | 3/8" | 1,3 | 45 | 300 |
| CS 3000, CS 3050, CS 330EVL, CS 3400, CS 3450, CS 4400 | 6403-52 | 03-A52 | 3/8" | 1,3 | 52 | 350 |
| CS 3400, CS 3450, CS 4400 | 6403-57 | 03-A57 | 3/8" | 1,3 | 57 | 400 |
| CS 360EVL, CS 3600, CS 3900, CS 4000, CS 4010, CS 4400, CS 4500, CS 4510, CS 4600, CS 4610, CS 5000 | 6411-56 | 11-F56 | .325 | 1,5 | 56 | 330 |
| CS 3600, CS 3900, CS 4000, CS 4400, CS 4500, CS 4510, CS 4600, CS 4601 | 6411-64 | 11-F64 | .325 | 1,5 | 64 | 380 |
| CS 500EVL, CS 500VL, CV 650EVL | 6416-60 | 16-K60 | 3/8" | 1,3 | 60 | 400 |
| CS 6700, CS 6701, CS 8000 | 6417-60 | 17-L60 | 3/8" | 1,5 | 60 | 400 |
| CS 5501, CS 6700, CS 6701, CS 8000 | 6417-64 | 17-L64 | 3/8" | 1,5 | 64 | 450 |
| Efco 134, 135, 114E, 116 | 6403-44 | 03-A44 | 3/8" | 1,3 | 44 | 300 |
| 131 | 6403-45 | 03-A45 | 3/8" | 1,3 | 45 | 300 |
| 114E, 134, 135, 116 | 6403-49 | 03-A49 | 3/8" | 1,3 | 49 | 350 |
| 131 | 6403-52 | 03-A52 | 3/8" | 1,3 | 52 | 350 |
| 131, 134, 135, 114E, 116 | 6403-56 | 03-A56 | 3/8" | 1,3 | 56 | 400 |
| 138, 141 | 6408-56 | 08-D56 | .325 | 1,3 | 56 | 330 |
| 138, 141 | 6408-64 | 08-D64 | .325 | 1,3 | 64 | 380 |
| 138, 141 | 6408-72 | 08-D72 | .325 | 1,3 | 72 | 450 |
| 142, 146, 151, 156, 162 | 6411-56 | 11-F56 | .325 | 1,5 | 56 | 330 |
| 12, 146, 151, 156, 162 | 6411-64 | 11-F64 | .325 | 1,5 | 64 | 380 |
| Einhell MKS 30, PES 30/2 | 6403-45 | 03-A45 | 3/8" | 1,3 | 45 | 300 |
| PKS35/1AV | 6403-49 | 03-A49 | 3/8" | 1,3 | 49 | 300 |
| PES 1635, PES 1435 | 6403-50 | 03-A50 | 3/8" | 1,3 | 50 | 350 |
| PES 34/2, PES 34/3, PES 35, PES 35/2TS, PES 35/3, PES 35/3TS, PES 2000, PES 3000, EK 1535, Migros E 35, KSE 1435 | 6403-52 | 03-A52 | 3/8" | 1,3 | 52 | 350 |
| PES 1540, PES 1840 | 6403-55 | 03-A55 | 3/8" | 1,3 | 55 | 400 |
| MKS 40 AV, MKS 40/1AV, MKS 41 | 6403-56 | 03-A56 | 3/8" | 1,3 | 56 | 400 |
| PES 40/3, PES 1540, PES 1640, PES 4000, KSE 1640, PKS 1635, PKS 1840, PKS 40/1AV | 6403-57 | 03-A57 | 3/8" | 1,3 | 57 | 400 |
| Fleurette KSB 2035 | 6403-52 | 03-A52 | 3/8" | 1,3 | 52 | 350 |
| KSB 2640 | 6403-56 | 03-A56 | 3/8" | 1,3 | 56 | 400 |
| KSE 1640 | 6403-57 | 03-A57 | 3/8" | 1,3 | 57 | 400 |
| KSE 1845 | 6403-62 | 03-A62 | 3/8" | 1,3 | 62 | 450 |
| Folux F 30F | 6403-44 | 03-A44 | 3/8" | 1,3 | 44 | 300 |
| F 35, F 35F | 6403-49 | 03-A49 | 3/8" | 1,3 | 49 | 350 |
| Frontier MK 1 = Quadra | 6403-45 | 03-A45 | 3/8" | 1,3 | 45 | 300 |
| Grizzly-Lidl Parkside EKS 1700 | 6403-55 | 03-A55 | 3/8" | 1,3 | 55 | 400 |
| BKS 35-32 | 6403-44 | 03-A44 | 3/8" | 1,3 | 44 | 300 |
| BKS 35-14, BKS 38-14 | 6403-49 | 03-A49 | 3/8" | 1,3 | 49 | 350 |
| BKS 35-32, BKS 35-38, PKS 360/390 | 6403-50 | 03-A50 | 3/8" | 1,3 | 50 | 350 |
| BKS 38-16 | 6403-54 | 03-A54 | 3/8" | 1,3 | 54 | 400 |
| BKS 35-38, BKS 35-40, PKS 360/390, EKS 1700-40, EKS 1800-40 | 6403-56 | 03-A56 | 3/8" | 1,3 | 56 | 400 |
| Handy 30HF, E 140F | 6403-44 | 03-A44 | 3/8" | 1,3 | 44 | 300 |
| 35HF | 6403-49 | 03-A49 | 3/8" | 1,3 | 49 | 350 |
| Hitachi CS 280A, CS 280B | 6403-45 | 03-A45 | 3/8" | 1,3 | 45 | 300 |
| CS 350A, CS 350B | 6403-52 | 03-A52 | 3/8" | 1,3 | 52 | 350 |
| Homelite i335, i3350B | 6403-45 | 03-A45 | 3/8" | 1,3 | 45 | 300 |
| i335, i3350B | 6403-52 | 03-A52 | 3/8" | 1,3 | 52 | 350 |
| i3350B | 6403-56 | 03-A56 | 3/8" | 1,3 | 26 | 400 |
| 3850 b | 6410-64 | 10-E64 | .325 | 1,3 | 64 | 380 |

Brand / Type / kwb-Art.-No.

| für / for / pour / voor | Art.-No. | kwb Code | Pitch | mm | Teeth | mm |
|--|----------------|----------|-------|-----|-------|-----|
| Husqvarna 334 | 6403-45 | 03-A45 | 3/8" | 1,3 | 45 | 300 |
| 334 | 6403-52 | 03-A52 | 3/8" | 1,3 | 52 | 350 |
| 334 | 6403-56 | 03-A56 | 3/8" | 1,3 | 56 | 400 |
| 36, 40, 42, 45, 51, 55, 1400, 1600, EL 16, 136, 141, 246, 340, 345, 346, 350, 351 | 6408-72 | 08-D72 | .325 | 1,3 | 72 | 450 |
| 246, 254, 254XP-XPG, 262, 262XP-XPG, 268, 61, 55, 272 XP, 365, 257 | 6417-64 | 17-L64 | 3/8" | 1,5 | 64 | 450 |
| 36, 40, 42, 45, 51, 55, 1400, 1600, EL 16, 136, 141, 246, 340, 345, 346, 350, 351 | 6408-56 | 08-D56 | .325 | 1,3 | 56 | 330 |
| 36, 40, 42, 45, 51, 55, 1400, 1600, EL 16, 136, 141, 246, 340, 345, 346, 350, 351 | 6408-64 | 08-D64 | .325 | 1,3 | 64 | 380 |
| 33, 36, 154, 234, 238, 242, 242XP-XPG, XPG Kat, EL 1200, 262, 262XP-XPG | 6411-56 | 11-F56 | .325 | 1,5 | 56 | 330 |
| 36, 40, 40P, 41,42, 44, 45, 50, 51, 55, 242XP-XPG, 246, 254, 254XP, 257, 262, 262XP-XPG, EL 1200 | 6411-64 | 11-F64 | .325 | 1,5 | 64 | 380 |
| 246, 254, 254XP-XPG, 262, 262XP-XPG, 268, 61, 55, 272 XP, 365, 257 | 6417-56 | 17-L56 | 3/8" | 1,5 | 56 | 380 |
| 61, 254, 262, 272, 371, 268, 272 XP, 365 | 6417-60 | 17-L60 | 3/8" | 1,5 | 60 | 400 |
| 162, 181, 262XP, 266, 266XP, 268XP, 272, 272XP, 281, 281XP, 371XP, 2100, 2100XP, 365, 288XP, 394XP, 3120XP | 6417-72 | 17-L72 | 3/8" | 1,5 | 72 | 500 |
| Ikra MKS 30 | 6403-44 | 03-A44 | 3/8" | 1,3 | 44 | 300 |
| A 204 B-30, FA 12, KS 1200, KS 1200B, KS 1400 B, KS 1400TS, EKS 30, EKS 1400 | 6403-45 | 03-A45 | 3/8" | 1,3 | 45 | 300 |
| MKS 35, Shark 1300 | 6403-50 | 03-A50 | 3/8" | 1,3 | 50 | 350 |
| A 104S, A 204B-35, KS 14, FA 12, HO 14, KS 1400 B, KS 1400 T, KS 1400 TS, KS 1500 TS, KS 1500 T, KS 1600 T, KS 1400 TF, KS 1600 TF, KS 1435, Woodcutter, Hobby-Cutter, EKS 35 EKS 1600, EKS 1700 | 6403-52 | 03-A52 | 3/8" | 1,3 | 52 | 350 |
| A 205 B-40, SEK 618, KS 1400 B, KS 1500 B, MKS 40, Profi-Cutter | 6403-56 | 03-A56 | 3/8" | 1,3 | 56 | 400 |
| A 205 B, SEK 618, KS 1400 T, KS 1500 T, KS 1500 TS, KS 1600 T, KS 1600 TS, KS 1400 TS, KS 1800 TS, KS 1600 TF, KS 1800 TF, KS 1640, EKS 40, EKS 1600, EKS 1700, Fleurette KSE1640, Swing 1640 KS | 6403-57 | 03-A57 | 3/8" | 1,3 | 57 | 400 |
| Ikra (Aldi) Top-Craft EKS 1700 | 6403-57 | 03-A57 | 3/8" | 1,3 | 57 | 400 |
| KS 1400 TS, KS 1500 TS, KS 1600 TS, KS 1800 TS, KS 1800 TF, Fleurette KSE1845 | 6403-62 | 03-A62 | 3/8" | 1,3 | 62 | 450 |
| Jonsered 2033, 370, 380 | 6403-45 | 03-A45 | 3/8" | 1,3 | 45 | 300 |
| 2036, 2040, 2033, 370, 380 | 6403-52 | 03-A52 | 3/8" | 1,3 | 52 | 350 |
| 2036, 2040, 2033, 370, 380 | 6403-56 | 03-A56 | 3/8" | 1,3 | 56 | 400 |
| 2014, 2036, 2041, 2045, 2050, 2054 | 6408-56 | 08-D56 | .325 | 1,3 | 56 | 330 |
| 2016, 2036, 2040, 2041, 2045, 2050, 2054, 2055 | 6408-64 | 08-D64 | .325 | 1,3 | 64 | 380 |
| 2036, 2041, 2045, 2050, 2054 | 6408-72 | 08-D72 | .325 | 1,3 | 72 | 450 |
| EL 1450, 45E, 49SP, 2055 | 6411-56 | 11-F56 | .325 | 1,5 | 56 | 330 |
| EL 14, 2040, 2041, 2045, 2050, 2051, 2054, 2055, EL 2016, 451E, 451EV, 451EVS, 452, 490, 525 625 II, 630 Super II, 670 Super, 670 Champ, 2063, 2065, 2071, 2077, 2083, 2094, 2095 | 6411-64 | 11-F64 | .325 | 1,5 | 64 | 380 |
| Makita 5011B, 5012B, UC 3000A, UC 3001A | 6417-72 | 17-L72 | 3/8" | 1,5 | 72 | 500 |
| DES 350, 3500A, 5014B, UC3501A | 6403-45 | 03-A45 | 3/8" | 1,3 | 45 | 300 |
| DES 400, 5016B, 5016NB, UC 4000A, UC4001A | 6403-52 | 03-A52 | 3/8" | 1,3 | 52 | 350 |
| UC3010A | 6403-57 | 03-A57 | 3/8" | 1,3 | 57 | 400 |
| UC3510A | 6406-46 | 06-C46 | 3/8" | 1,1 | 46 | 300 |
| UC4010A | 6406-52 | 06-C52 | 3/8" | 1,1 | 52 | 350 |
| DCS 410, DCS 411, DCS 430, DCS 520, DCS 4300i, DCS 5200i | 6406-56 | 06-C56 | 3/8" | 1,1 | 56 | 400 |
| DCS 410, DCS 411, DCS 430, DCS 520, DCS 4300i, DCS 5200i | 6408-56 | 08-D56 | .325 | 1,3 | 56 | 330 |
| DCS 410, DCS 411, DCS 430, DCS 520, DCS 4300i, DCS 5200i | 6408-64 | 08-D64 | .325 | 1,3 | 64 | 380 |
| McCulloch Mini Mac 832/30, Pro Mac 7, MAC 120, Mac 1/2/2B/120, Titan 7, Eager Beaver, PM 6/7, Euromac S33 | 6408-72 | 08-D72 | .325 | 1,3 | 72 | 450 |
| Electramac 230/1030, Mac 930/12, Euromac 30/E30/ES30/S12, PM 360/364/730/930 | 6403-44 | 03-A44 | 3/8" | 1,3 | 44 | 300 |
| Mini Mac 35/35AS/833, MAC 4/4B/9/14E/130/140/835/837, Mac Cat 310/330/839, E 14, PM 6/7/310/320/330, Euromac S14/S33/35/39, GST 32, Eager Beaver 35 | 6403-45 | 03-A45 | 3/8" | 1,3 | 45 | 300 |
| Electramac 235/1035, Mac 835/935/930/538, ProMac 7/36, Euromac S14/35/ES35/ES24/530, PM 370/374/470/474/735, Titan 35, E 35 | 6403-49 | 03-A49 | 3/8" | 1,3 | 49 | 350 |
| Electramac 16E, MAC 836/838 | 6403-50 | 03-A50 | 3/8" | 1,3 | 50 | 350 |
| Electramac 240/1040, Mac 6/66/836/838/940/3500/540/538, PM 310/330/480/484/510/740/4040, Mac Cat 310/330/839, Euromac ES S16/39/40/41/26/36 484X, Cast 3B/40, 484X, Serie S400, GST 38, E 16/40, Daytona 1000-Kit 486/900, Green Cut GC 4000 | 6403-54 | 03-A54 | 3/8" | 1,3 | 54 | 400 |
| PM 394, PM 494 | 6403-55 | 03-A55 | 3/8" | 1,3 | 55 | 400 |
| PM 4000, 740 Pro, Titan 40 | 6403-56 | 03-A56 | 3/8" | 1,3 | 56 | 400 |
| 10-10, PM 605/610/645/650/655/700/800/805/850, DE 50/57/80, SP 60/81, Titan 50/57/80, Timber Bear 610/650/655 | 6410-64 | 10-E64 | .325 | 1,3 | 64 | 400 |
| | 6416-60 | 16-K60 | 3/8" | 1,3 | 60 | 400 |



Brand / Type / kwb-Art.-No.

| für / for / pour / voor | Art.-No. | kwb Code | Pitch | mm | Teeth | mm |
|--|----------------|----------|-------|-----|-------|-----|
| Metabo 5338 B | 6403-44 | 03-A44 | 3/8" | 1,3 | 44 | 300 |
| KT 1441 | 6403-57 | 03-A57 | 3/8" | 1,3 | 57 | 400 |
| 1530 | 6411-56 | 11-F56 | .325 | 1,5 | 56 | 330 |
| Nautec 131 | 6403-52 | 03-A52 | 3/8" | 1,3 | 52 | 350 |
| 138 | 6408-56 | 08-D56 | .325 | 1,3 | 56 | 330 |
| 138 | 6408-64 | 08-D64 | .325 | 1,3 | 64 | 380 |
| 138 | 6408-72 | 08-D72 | .325 | 1,3 | 72 | 450 |
| Oleo Mac Olympik 233, 234, 240, E 140, E 160 | 6403-44 | 03-A44 | 3/8" | 1,3 | 44 | 300 |
| 931 | 6403-45 | 03-A45 | 3/8" | 1,3 | 45 | 300 |
| 335, 340, 930, 935 X | 6403-49 | 03-A49 | 3/8" | 1,3 | 49 | 350 |
| E 170F, OM-E200, EF 170F | 6403-50 | 03-A50 | 3/8" | 1,3 | 50 | 350 |
| 931 | 6403-52 | 03-A52 | 3/8" | 1,3 | 52 | 350 |
| 340, 930, 935 | 6403-55 | 03-A55 | 3/8" | 1,3 | 55 | 400 |
| 935 DX, 931 | 6403-56 | 03-A56 | 3/8" | 1,3 | 56 | 400 |
| 938, 941 | 6408-56 | 08-D56 | .325 | 1,3 | 56 | 330 |
| 938, 941 | 6408-64 | 08-D64 | .325 | 1,3 | 64 | 380 |
| 938, 941 | 6408-72 | 08-D72 | .325 | 1,3 | 72 | 450 |
| 942, 946, 956, 962, E300 F | 6411-56 | 11-F56 | .325 | 1,5 | 56 | 330 |
| 942, 946, 956, 962, E300 F | 6411-64 | 11-F64 | .325 | 1,5 | 64 | 380 |
| E 300 F, 956, 962 | 6417-60 | 17-L60 | 3/8" | 1,5 | 60 | 400 |
| Opem 130Z | 6403-45 | 03-A45 | 3/8" | 1,3 | 45 | 300 |
| 140Z, 142Z | 6403-52 | 03-A52 | 3/8" | 1,3 | 52 | 350 |
| 140Z, 142Z | 6403-57 | 03-A57 | 3/8" | 1,3 | 57 | 400 |
| K 1, K 2 | 6411-56 | 11-F56 | .325 | 1,5 | 56 | 330 |
| K 3, K 2 Super | 6411-64 | 11-F64 | .325 | 1,5 | 64 | 380 |
| Partner 1601, 1602, 330, 335, 345, EL 1200, EL 1400 | 6403-45 | 03-A45 | 3/8" | 1,3 | 45 | 300 |
| 345, 365CCS, 351, 370, EL 1435 | 6403-52 | 03-A52 | 3/8" | 1,3 | 52 | 350 |
| 385, 395, 405, EL 1440, P 390ccs, 370ccs | 6403-56 | 03-A56 | 3/8" | 1,3 | 56 | 400 |
| EL 1500, P 420ccs, Formular 500 | 6403-62 | 03-A62 | 3/8" | 1,3 | 62 | 450 |
| 1436, 1641 | 6406-52 | 06-C52 | 3/8" | 1,1 | 52 | 350 |
| 1436, 1641 | 6406-56 | 06-C56 | 3/8" | 1,1 | 56 | 400 |
| EL 1450, EL 1500 | 6408-56 | 08-D56 | .325 | 1,3 | 56 | 330 |
| EL 1650, 365, 400, 405, 450, 410 | 6408-64 | 08-D64 | .325 | 1,3 | 64 | 380 |
| 470ccs | 6408-72 | 08-D72 | .325 | 1,3 | 72 | 450 |
| 360, 365, 410, 460, 510, P 500, P 5000, 1400EL, 1450EL, 1650EL, MiniFarmerSaw | 6411-56 | 11-F56 | .325 | 1,5 | 56 | 330 |
| 360, 365, 400, 405, 410, 450, 460, 465, 495, 510, 540, 545, 550, 605, MiniFarmerSaw, P 500 | 6411-64 | 11-F64 | .325 | 1,5 | 64 | 380 |
| Peugeot TLS 1630, TRC 1630 | 6403-45 | 03-A45 | 3/8" | 1,3 | 45 | 300 |
| TLS 1635, TLS 1635A, TRC 1635 | 6403-50 | 03-A50 | 3/8" | 1,3 | 50 | 350 |
| TS 1640, TRC 1640 | 6403-56 | 03-A56 | 3/8" | 1,3 | 56 | 400 |
| Poulan Micro 25, Micro 25A | 6403-45 | 03-A45 | 3/8" | 1,3 | 45 | 300 |
| 25A, S 25D, S 25DA, 1400E, 2000, 2300AV, 2300CVA, P 600 | 6403-52 | 03-A52 | 3/8" | 1,3 | 52 | 350 |
| 2250 | 6403-56 | 03-A56 | 3/8" | 1,3 | 56 | 400 |
| 25A, Micro 25, S 25CVA, S 25D, S 25DA, 1800, 2000, 2300AV, 2300CVA, P 600 | 6403-57 | 03-A57 | 3/8" | 1,3 | 57 | 400 |
| E 5300 | 6406-52 | 06-C52 | 3/8" | 1,1 | 52 | 350 |
| ES 300 | 6406-56 | 06-C56 | 3/8" | 1,1 | 56 | 400 |
| 2800, 2900, 3300, 3350 | 6408-56 | 08-D56 | .325 | 1,3 | 56 | 330 |
| 2800, 2900, 3300, 3350 | 6408-64 | 08-D64 | .325 | 1,3 | 64 | 380 |
| 2800, 2900, 3300, 3350 | 6408-72 | 08-D72 | .325 | 1,3 | 72 | 450 |
| 200 Serie, 245, 375 | 6411-56 | 11-F56 | .325 | 1,5 | 56 | 330 |
| 400 Series, 4000, 4200, 4400, 4900, 300 Series, 200 Series, 245, 275, 5200, 5400 | 6416-60 | 16-K60 | 3/8" | 1,3 | 60 | 400 |
| Remington 860AV, Cutter, EL6 DELUXE | 6403-45 | 03-A45 | 3/8" | 1,3 | 45 | 300 |
| Mighty Mite 500/812//814 | 6403-49 | 03-A49 | 3/8" | 1,3 | 49 | 350 |
| Electricpower, Limb'n'Trim, 1450 | 6403-50 | 03-A50 | 3/8" | 1,3 | 50 | 350 |
| Ryobi 35 B, CSE3330, HC 31, HCS 31 | 6403-44 | 03-A44 | 3/8" | 1,3 | 44 | 300 |
| CS 36C, CSE 385CB, HC 36 | 6403-49 | 03-A49 | 3/8" | 1,3 | 49 | 350 |
| HC 41 | 6403-55 | 03-A55 | 3/8" | 1,3 | 55 | 400 |
| CSN 410 | 6403-56 | 03-A56 | 3/8" | 1,3 | 56 | 400 |

Brand / Type / kwb-Art.-No.

| für / for / pour / voor | Art.-No. | kwb Code | Pitch | mm | Teeth | mm |
|---|----------------|----------|-------|-----|-------|-----|
| Shark PL 2 | 6403-49 | 03-A49 | 3/8" | 1,3 | 49 | 350 |
| Shindaiwa-SDK-Iseki A 090B, 300S, 357 | 6403-45 | 03-A45 | 3/8" | 1,3 | 45 | 300 |
| A 113, A 113L, A 113P, A 117P, 140, A 150B, 150E | 6403-52 | 03-A52 | 3/8" | 1,3 | 52 | 350 |
| 1600 ES | 6403-57 | 03-A57 | 3/8" | 1,3 | 57 | 400 |
| 360, 366, 370, 377, 400, 415, 416, 420, 394, 450, 451, 500, 510, 560, A 180B | 6411-56 | 11-F56 | .325 | 1,5 | 56 | 330 |
| 440, 488, 440 W, 488 W, 360, 366, 400, 415, 416, 420, 450, 451, 500, 510, 560, A 180B | 6411-64 | 11-F64 | .325 | 1,5 | 64 | 380 |
| 575, 577, A 180B | 6417-60 | 17-L60 | 3/8" | 1,5 | 60 | 400 |
| Shingu SP 3200, SP 3200T, SP 3400 | 6403-52 | 03-A52 | 3/8" | 1,3 | 52 | 350 |
| SP 3400 | 6403-57 | 03-A57 | 3/8" | 1,3 | 57 | 400 |
| Skil 1604H | 6403-45 | 03-A45 | 3/8" | 1,3 | 45 | 300 |
| 1603H, 1604H, 1606H, 1634U | 6403-52 | 03-A52 | 3/8" | 1,3 | 52 | 350 |
| Solo 600, 605, Farmer | 6403-53 | 03-A53 | 3/8" | 1,3 | 53 | 350 |
| 636 | 6406-52 | 06-C52 | 3/8" | 1,1 | 52 | 350 |
| 644, 644SP, 647, 651, 651SF, 654, 651SP | 6411-65 | 11-F65 | .325 | 1,5 | 65 | 380 |
| 639 | 6411-64 | 11-F64 | .325 | 1,5 | 64 | 450 |
| 662, 667, 670 | 6417-56 | 17-L56 | 3/8" | 1,5 | 56 | 380 |
| 662, 667, 670 | 6417-72 | 17-L72 | 3/8" | 1,5 | 72 | 500 |
| Stark-Sympra-Sympratec 1400, 1412, 1430, 14830 | 6403-44 | 03-A44 | 3/8" | 1,3 | 44 | 300 |
| 1414, 1435, 14350, 14835 | 6403-49 | 03-A49 | 3/8" | 1,3 | 49 | 350 |
| 1416, 1500, 1600, 1616, 1440, 14840, 16840 | 6403-55 | 03-A55 | 3/8" | 1,3 | 55 | 400 |
| Stayer SEC 40 | 6403-56 | 03-A56 | 3/8" | 1,3 | 56 | 400 |
| Steinmax CS 300 | 6403-44 | 03-A44 | 3/8" | 1,3 | 44 | 300 |
| CS 360 | 6403-49 | 03-A49 | 3/8" | 1,3 | 49 | 350 |
| Stiga 930 | 6403-45 | 03-A45 | 3/8" | 1,3 | 45 | 300 |
| 935, SP340, SE 1.6 | 6403-50 | 03-A50 | 3/8" | 1,3 | 50 | 350 |
| SP340 | 6403-44 | 03-A44 | 3/8" | 1,3 | 44 | 300 |
| SE 1.8 | 6403-55 | 03-A55 | 3/8" | 1,3 | 55 | 400 |
| SE 1.8 | 6403-56 | 03-A56 | 3/8" | 1,3 | 56 | 400 |
| SP410, SP370 | 6408-56 | 08-D56 | .325 | 1,3 | 56 | 330 |
| SP460, SP510 | 6411-56 | 11-F56 | .325 | 1,5 | 56 | 330 |
| Stihl 009, 010, 011, 012, 018C, 020/T, 021, 023C, 025C, MS180C, MS200, MS200T, E10, E 160, E180/C, MSE160/180 | 6403-44 | 03-A44 | 3/8" | 1,3 | 44 | 300 |
| 012, 019T, 018C, 020/T, 021, 023C, 025C, MS180C, MS190T, MS200, MS200T, E160, E180/C, MSE160, MSE180/C, MSE200C | 6403-50 | 03-A50 | 3/8" | 1,3 | 50 | 350 |
| 009, 010, 011, 012, 015, 020/T, 021, 023, 025, E 10, MSE200C | 6403-55 | 03-A55 | 3/8" | 1,3 | 55 | 400 |
| 017, 018, 019/T, 23L, MS170/C, MS190T, E 140, MSE140, HT70/ 75 | 6406-44 | 06-C44 | 3/8" | 1,1 | 44 | 300 |
| 017, 018, 019/T, 023L, E 140, MSE140 | 6406-50 | 06-C50 | 3/8" | 1,1 | 50 | 350 |
| 024/WB, 028, MS240 | 6412-56 | 12-G56 | .325" | 1,6 | 56 | 320 |
| 024/WB, 026/C/W/CW/WB/WVH, 028, MS240, MS260/C/W/CW/WVH | 6412-62 | 12-G62 | .325" | 1,6 | 62 | 370 |
| 026/C/W/CW/WB/WVH, 028, MS260/C/W/CW/WVH | 6412-67 | 12-G67 | .325" | 1,6 | 67 | 400 |
| 029, 034, 036/W/WVH, 036QS, 038, 039, MS290, MS310, MS390, E220 | 6418-56 | 18-M56 | 3/8" | 1,6 | 56 | 370 |
| 034, 036/W/WVH, MS360/C/W, 036QS, MS360WVH, 038, 039, 041, 042, 044/C/W/WVH, MS440/C/W, MS440WVH, 045, 048, MS460WVH, 046/C/W/WVH, MS460/C/W, MS290, MS310, MS390, MS440, MS460, E20/C, E220, E220C | 6418-60 | 18-M60 | 3/8" | 1,6 | 60 | 400 |
| 044/C/W/WVH, MS440/C/W, MS440WVH, MS460WVH, 046/C/W/WVH, MS460/C/W, 045, 048, MS290, MS310, MS390, MS440, MS460, E220, E220C | 6418-66 | 18-M66 | 3/8" | 1,6 | 66 | 450 |
| Tas-Tanaka 290, 300, ECS 320, ECS 330, 3301, 3351 | 6403-45 | 03-A45 | 3/8" | 1,3 | 45 | 300 |
| ECS 330, ECS 3351, 3351 | 6403-52 | 03-A52 | 3/8" | 1,3 | 52 | 350 |
| ECV 3801, 4501 | 6411-64 | 11-F64 | .325 | 1,5 | 64 | 380 |
| Technic Tool PP 1250 | 6403-44 | 03-A44 | 3/8" | 1,3 | 44 | 300 |

Brand / Type / kwb-Art.-No.

| für / for / pour / voor | Art.-No. | kwb Code | Pitch |  mm | Teeth |  mm |
|-------------------------|----------------|----------|-------|---|-------|---|
| Zenoah G 300T, G 310TS | 6403-46 | 03-A46 | 3/8" | 1,3 | 46 | 300 |
| G 310TS, G 320AVS | 6403-52 | 03-A52 | 3/8" | 1,3 | 52 | 350 |
| G 320AVS | 6403-57 | 03-A57 | 3/8" | 1,3 | 57 | 400 |
| G 38, G 46, G 415AVS | 6411-56 | 11-F56 | .325 | 1,5 | 56 | 330 |
| G 38, G 46, G 415AVS | 6411-64 | 11-F64 | .325 | 1,5 | 64 | 380 |
| G 621AVS | 6417-60 | 17-L60 | 3/8" | 1,5 | 60 | 400 |
| G 621AVS | 6417-64 | 17-L64 | 3/8" | 1,5 | 64 | 450 |

| Art.-No. | Ø mm | Pitch | | | | Barcode 400931- |
|----------|---------|-------|--|--|--|--------------------|
|----------|---------|-------|--|--|--|--------------------|

Sharpening Kit, handles with round file, flat file, depth gauge, chain groove cleaner



| | | | | | | |
|---------|-----|------|-------|--|---|---------|
| 6481-20 | 4 | 3/8" | Hobby | | 1 | 6481202 |
| 6481-30 | 4,8 | 325 | Profi | | 1 | 6481301 |
| 6481-40 | 4,8 | 3/8" | Profi | | 1 | 6481400 |

Sharpening Kit with round file



| | | | | | | |
|---------|-----|------------|-------|--|---|---------|
| 6483-40 | 4,0 | 3/8" | Hobby | | 1 | 6483404 |
| 6483-50 | 4,8 | 325 - 3/8" | Profi | | 1 | 6483503 |

Round File Set, set of 3 pcs., without handle





| | | | | | | |
|---------|-----|------------|-------|--|---|---------|
| 6484-40 | 4,0 | 3/8" | Hobby | | 1 | 6484401 |
| 6484-50 | 4,8 | 325 - 3/8" | Profi | | 1 | 6484500 |

| Art.-No. | For files Ø mm | | | | Barcode 400931- |
|----------|-------------------|--|--|--|--------------------|
|----------|-------------------|--|--|--|--------------------|

Saw Chain Sharpener with round file and handle





| | | | | |
|---------|-----|--|---|---------|
| 6485-40 | 4,0 | | 1 | 6485408 |
| 6485-50 | 4,8 | | 1 | 6485507 |

| Art.-No. | | | Bosch | Champion |  |  | Barcode 400931- |
|----------|--|--|-------|----------|---|---|--------------------|
|----------|--|--|-------|----------|---|---|--------------------|

Spark Plugs for chainsaw engines








| | | | | | | | |
|---------|-------|-------|---------|---------|---|---|---------|
| 6495-10 | Hobby | SW 16 | HS 8 E | DJ 8 J |  | 1 | 6495100 |
| 6495-20 | Profi | SW 19 | WSR 5 F | RCJ 6 Y |  | 1 | 6495209 |

| Art.-No. | mm | ←mm→ |  |  | Barcode 400931- |
|----------|----|------|---|---|--------------------|
|----------|----|------|---|---|--------------------|

Spark Plug Wrenches with Screwdriver, zinc plated



| | | | | | |
|---------|---------|----|---|---|---------|
| 6494-10 | 10 x 16 | 88 |  | 1 | 6494103 |
| 6494-20 | 11 x 16 | 90 |  | 1 | 6494202 |
| 6494-30 | 13 x 19 | 68 |  | 1 | 6494301 |

| Art.-No. | Line Ø mm | Length |  |  | Barcode 400931- |
|----------|--------------|--------|---|---|--------------------|
|----------|--------------|--------|---|---|--------------------|

Nylon Line, standard, white, for grass etc.



| | | | | | |
|---------|--------|------|---|---|---------|
| 6541-13 | 1,3 mm | 15 m |  | 1 | 6541135 |
| 6541-16 | 1,6 mm | 15 m |  | 1 | 6541166 |

PROFI Nylon Line, yellow, for tough grass etc.

for heavy duty use



| | | | | | |
|---------|--------|------|---|---|---------|
| 6542-13 | 1,3 mm | 15 m |  | 1 | 6542132 |
| 6542-16 | 1,6 mm | 15 m |  | 1 | 6542163 |
| 6542-20 | 2,0 mm | 15 m |  | 1 | 6542200 |
| 6542-24 | 2,4 mm | 15 m |  | 1 | 6542248 |



kwb tools GmbH & Co. KG
Industriestraße 35
D-28816 Stuhr

Tel.: + 49 (0)421 - 89 94-0
Fax:+ 49 (0)421 - 89 94-103

info@kwb.eu
www.kwb.eu



EASY-CUT
Quiet all purpose circular saw
blade for construction and
table circular saws

HM (HW)
TCT

| Article-No. | Ø x mm | kwb code | tooth | mm | mm | Box qty. | Outer cart. | Barcode |
|-------------|----------|----------|-------|-----|-----|----------|-------------|---------|
| 5893-33 | 250 x 30 | 93 E | 42 | 3,0 | 2,0 | 1 | 10 | |
| 5930-33 | 300 x 30 | 930 E | 48 | 3,2 | 2,2 | 1 | 10 | |
| 5931-33 | 315 x 30 | 931 E | 48 | 3,2 | 2,2 | 1 | 10 | |
| 5935-33 | 350 x 30 | 935 E | 54 | 3,2 | 2,2 | 1 | 10 | |



EASY-CUT
Quiet all purpose circular saw
blade for mitre cutting saws

HM (HW)
TCT

| Article-No. | Ø x mm | kwb code | tooth | mm | mm | Box qty. | Outer cart. | Barcode |
|-------------|----------|----------|-------|-----|-----|----------|-------------|---------|
| 5875-33 | 205 x 18 | 75 E | 34 | 2,8 | 1,8 | 1 | 20 | |
| 5878-33 | 210 x 30 | 78 E | 34 | 2,8 | 1,8 | 1 | 20 | |
| 5882-33 | 216 x 30 | 82 E | 34 | 2,8 | 1,8 | 1 | 20 | |
| 5893-33 | 250 x 30 | 93 E | 42 | 3,0 | 2,0 | 1 | 10 | |
| 5895-33 | 250 x 16 | 95 E | 42 | 3,0 | 2,0 | 1 | 10 | |
| 5896-33 | 250 x 20 | 96 E | 42 | 3,0 | 2,0 | 1 | 1 | |
| 5930-33 | 300 x 30 | 930 E | 48 | 3,2 | 2,2 | 1 | 1 | |
| 5931-33 | 315 x 30 | 931 E | 48 | 3,2 | 2,2 | 1 | 1 | |
| 5935-33 | 350 x 30 | 935 E | 54 | 3,2 | 2,2 | 1 | 1 | |

GB/02.11/50

World First from kwb

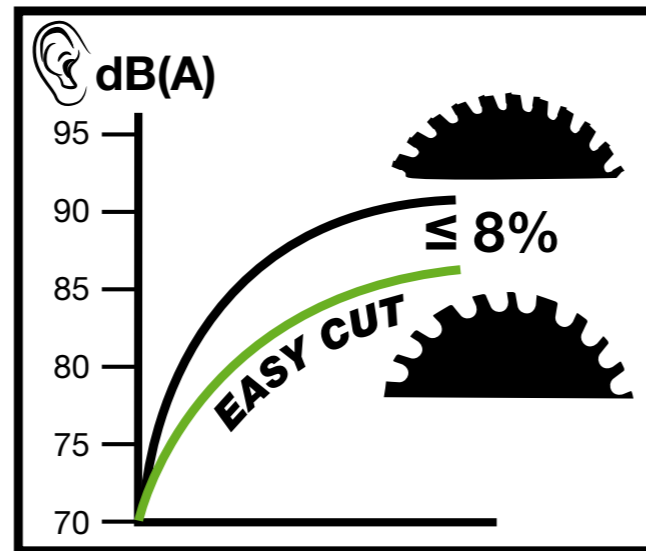
The EASY-CUT low noise multi-purpose blade



The EASY CUT low noise multi-purpose blade ★★★★★

Asymmetrical tooth division for vibration-free and low-noise sawing.
Improved cut results also at higher speeds..
Little repulsion when sawing, hence it is friendly to joints and safe for working.
Very fine, clean and perfect cuts in almost all materials, like soft- and hard wood,
Wood with nails and metal edges, plastic disks, acrylic glass, aluminium, soft iron.

Introduction display, available as from end of March 2011



EASY-CUT
Quiet all purpose circular saw blade for hand circular saws

HM (HW)
TCT



| Article-No. | Ø x mm | kwb code | tooth | mm | mm | Box qty. | Outer cart. | Barcode |
|-------------|-------------|----------|-------|-----|-----|----------|-------------|-----------------|
| 5831-33 | 150 x 13 | 31 E | 24 | 2,8 | 1,8 | 1 | 20 | 4 009315 831336 |
| 5833-33 | 150 x 16 | 33 E | 24 | 2,8 | 1,8 | 1 | 20 | 4 009315 833330 |
| 5835-33 | 150 x 20 | 35 E | 24 | 2,8 | 1,8 | 1 | 20 | 4 009315 835334 |
| 5841-33 | 156 x 12,75 | 41 E | 24 | 2,8 | 1,8 | 1 | 20 | 4 009315 841335 |
| 5843-33 | 160 x 16 | 43 E | 24 | 2,8 | 1,8 | 1 | 20 | 4 009315 843339 |
| 5845-33 | 160 x 20 | 45 E | 24 | 2,8 | 1,8 | 1 | 20 | 4 009315 845333 |
| 5848-33 | 165 x 20 | 48 E | 30 | 2,8 | 1,8 | 1 | 20 | 4 009315 848334 |
| 5854-33 | 170 x 30 | 54 E | 30 | 2,8 | 1,8 | 1 | 20 | 4 009315 854335 |
| 5857-33 | 180 x 20 | 57 E | 30 | 2,8 | 1,8 | 1 | 20 | 4 009315 857336 |
| 5859-33 | 180 x 30 | 59 E | 30 | 2,8 | 1,8 | 1 | 20 | 4 009315 859330 |
| 5861-33 | 184 x 16 | 61 E | 30 | 2,8 | 1,8 | 1 | 20 | 4 009315 861333 |
| 5865-33 | 190 x 16 | 56 E | 30 | 2,8 | 1,8 | 1 | 20 | 4 009315 865331 |
| 5867-33 | 190 x 20 | 67 E | 30 | 2,8 | 1,8 | 1 | 20 | 4 009315 867335 |
| 5869-33 | 190 x 30 | 69 E | 30 | 2,8 | 1,8 | 1 | 20 | 4 009315 869339 |
| 5871-33 | 200 x 16 | 71 E | 30 | 2,8 | 1,8 | 1 | 20 | 4 009315 871332 |
| 5874-33 | 200 x 30 | 74 E | 30 | 2,8 | 1,8 | 1 | 20 | 4 009315 874333 |
| 5878-33 | 210 x 30 | 78 E | 34 | 2,8 | 1,8 | 1 | 20 | 4 009315 878331 |
| 5885-33 | 230 x 30 | 85 E | 34 | 2,8 | 1,8 | 1 | 20 | 4 009315 885339 |

Equipment, see colour marked Article No. in the right table.
Article No. for the display: 5833-89