



**C E L E T T E**®

CAR LIFE SOLUTIONS

1142 N MAIN STREET LOMBARD, IL 60148 PH:630-396-6100 FAX:630-495-4078

October 9th, 2017

### **Celette NA's Rental Bank**

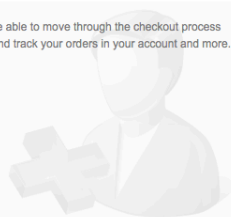
The rental bank process begins with learning about our website, Celette.com. First, start off by creating an account on Celette.com. To do this, Click Log In > Create An Account, this page will have you fill out the information necessary to begin renting with Celette. The creation of this account is completely free of charge, and by making an account with us it will allow you to rent fixtures via the Celette.com online platform, download/view Celette set up sheets, and be able to view the pricing of our equipment.

#### **LOGIN OR CREATE AN ACCOUNT**

##### **NEW CUSTOMERS**

By creating an account with our store, you will be able to move through the checkout process faster, store multiple shipping addresses, view and track your orders in your account and more.

[Create an Account](#)



##### **REGISTERED CUSTOMERS**

If you have an account with us, please log in.

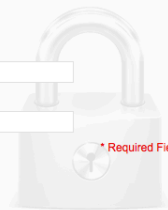
**Email Address \***

**Password \***

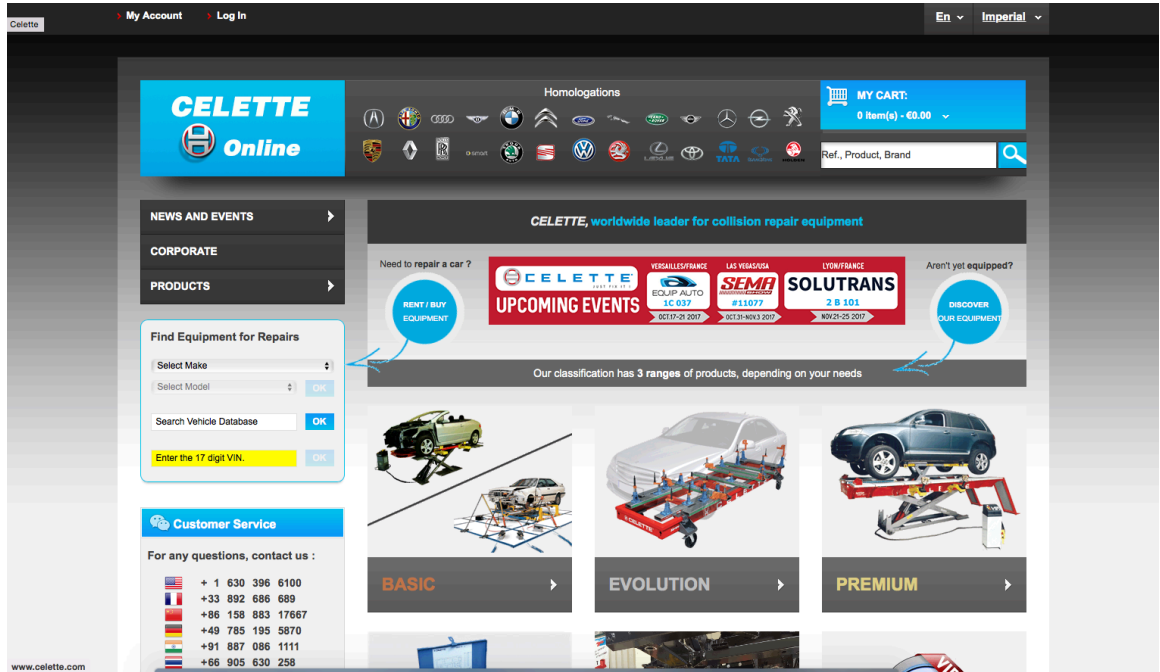
[Forgot Your Password?](#)

[Login](#)

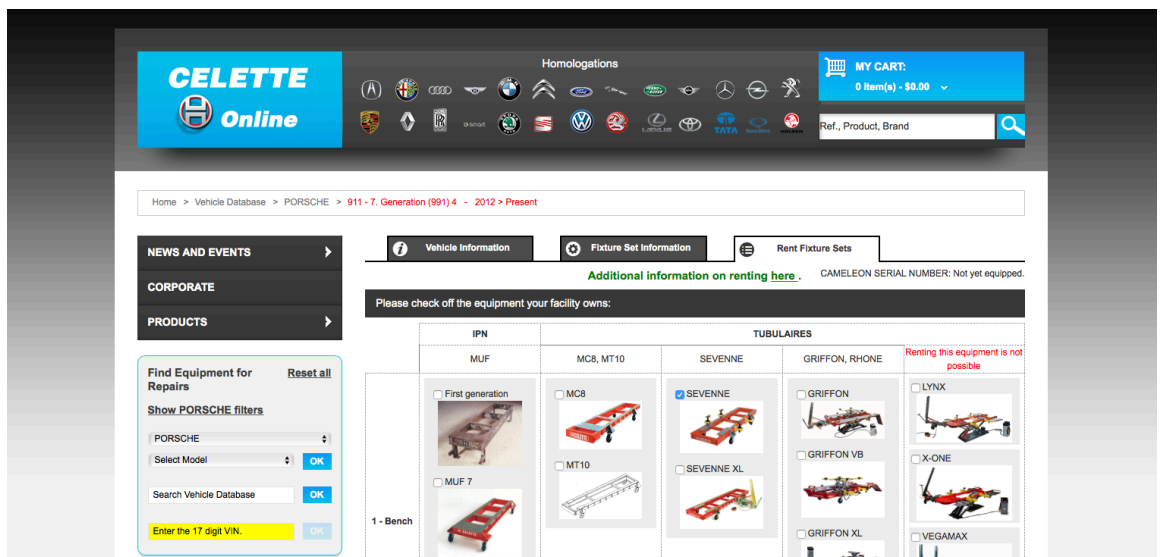
\* Required Fields



To rent fixtures you must first look up the make and model of the vehicle in question by using the drop down tabs on the left side of the home page. You can also type in the VIN number in the Vin Decoder, which is also located on the left side of the home page.



Once the correct vehicle is chosen, using either of two above methods, you will be taken to a new page, which has a few different tabs (Vehicle Information, Fixture Set Information, and Rent Fixture Sets).



The Vehicle Information tab will show the specifications of the vehicle chosen and below that it will show the different versions of that model. The Fixture Set Information tab will give you the Celette reference numbers that pertain to the specific vehicle in question. Sometimes, there are several different combinations of reference numbers that can be used for a vehicle. The fixture reference numbers on this page are all hyperlinked. When clicked on, you are able to view the setup sheets (schematics) for that reference number. This is a very helpful tool for body shops for a few different reasons: they may have lost the paperwork, they may need more copies of the setup sheets, or possibly they would like to study the setup or even preemptively set up the bench prior to renting the fixtures. It is important to be able to locate this setup sheets on the website in the event that one of these issues presents itself.


Home > Vehicle Database > AUDI > A5 - 2. Generation (B9 8T) Coupe Quattro - 2016 > Present

**NEWS AND EVENTS** **CORPORATE** **PRODUCTS**

**Find Equipment for Repairs** [Reset all](#)  
**Show AUDI filters**  
 AUDI  
 Select Model [OK](#)  
 Search Vehicle Database [OK](#)  
 Enter the 17 digit VIN. [OK](#)

**Vehicle Information** **Fixture Set Information** **Rent Fixture Sets**

**AUDI A5 - 2. Generation (B9 8T) Coupe Quattro - 2016 > Present**



Germany 2D Coupe 4P AWD 108.6 in UNI Five-link front suspension Trapezoidal-link rear suspension

**Vehicle Options** **Celette datasheet(s)**

Versions  
 AUDI A5 Coupe 1984ml Energy ES Cylinders 4 Capacity 2.0T

[eGuan](#) [MZOrr](#) [NJN](#)

**Vehicle Information** **Fixture Set Information** **Rent Fixture Sets**

	Ref.	Complementary set	Dimensions	Weight	Nb jigs	Nb control points	Select
<b>jig</b>	<a href="#">VAS801025</a>		23.2 in x 15.7 in x 18.1 in	101.2 lbs	27	38	<input type="checkbox"/>
		<a href="#">VAS801039</a>	18.1 in x 9.8 in x 4.3 in	26.7 lbs	8	14	<input type="checkbox"/>
<b>gantry</b>	<a href="#">VAS802039</a>		23.2 in x 15.7 in x 18.1 in	55.8 lbs	4	8	<input type="checkbox"/>





















[Add to cart](#)

The Rent Fixture Sets tab, will allow you to fill out all the information necessary for us to be able to process your rental. This form has you choose which equipment you own, from which facility you will be renting from, your desired arrival date for the fixtures, the approximate duration of your rental, the damaged area on the vehicle, and finally the VIN# and repair order# pertaining to this repair. This information will be populated into a form that will act as a Rental Order Form and will be updated along the rental process to provide the repair facility with crucial updates. The repair facility can also expect to receive a phone call/email stating the availability of the dedicated fixtures requested and any other questions that may need to be clarified before shipment.

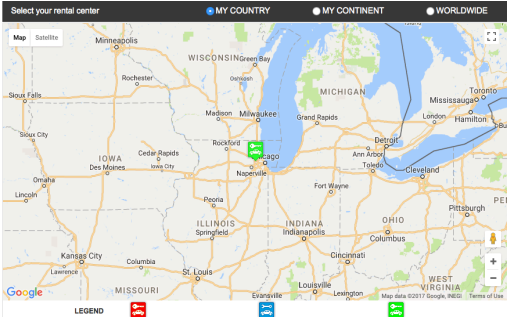
**Vehicle Information** | **Fixture Set Information** | **Rent Fixture Sets**

Additional information on renting [here](#). CAMELEON SERIAL NUMBER: Not yet equipped.

Please check off the equipment your facility owns:

	IPN	TUBULAIRES			
	MUF	MC8, MT10	SEVENNE	GRIFFON, RHONE	LYNX
<b>1 - Bench</b>	<input type="checkbox"/> First generation  <input type="checkbox"/> MUF 7  <input type="checkbox"/> MUF 6 	<input type="checkbox"/> MC8  <input type="checkbox"/> MT10 	<input checked="" type="checkbox"/> SEVENNE  <input type="checkbox"/> SEVENNE XL 	<input type="checkbox"/> GRIFFON  <input type="checkbox"/> GRIFFON VB  <input type="checkbox"/> GRIFFON XL  <input type="checkbox"/> RHONE 	<input type="checkbox"/> LYNX  <input type="checkbox"/> X-ONE  <input type="checkbox"/> VEGAMAX 
<b>2 - Clamps</b>			<input checked="" type="checkbox"/> 9123.013 		
<b>3 - Crossmembers</b>	<input checked="" type="checkbox"/> 955.9012 Standard  <input type="checkbox"/> 955.9412 Mercedes 	<b>4 - Towers</b>	<b>5 - Pistons</b>	<b>6 - Anchoring</b>	<b>7 - Gantry</b>
		<input checked="" type="checkbox"/> MZ <input type="checkbox"/> MZ450.000 (3 cales) <input type="checkbox"/> MZ450.010 (2 cales) 	<input checked="" type="checkbox"/> MZ2500.000 set 	<input type="checkbox"/> No anchoring kits needed for this vehicle.	<input checked="" type="checkbox"/> 9113.063  <a href="#">Video demo</a>


Select your rental center: **MY COUNTRY** | MY CONTINENT | WORLDWIDE



LEGEND: Has none of the needed equipment; Has some of the needed equipment; Has all of the needed equipment.

Selected rental center: **CELETTE North America**

**Repair Specifications** specify collision damage



**Timelines**

Desired Arrival Date:  **Approx. days of use**:

Urgent Additional freight charges are incurred in order to meet this timeline. All next day requests will receive immediate feedback from Celette's Rental Bank Department.

Ex works Customer Pick-up

\* required fields


**Other information** optional

VIN:  Repair Order #:

[Request your rental](#)

If you would prefer to work with the hard copy of this form there is an option for that. Manually, a Rental Order Form can be filled out and sent in via email or fax to begin the rental process. Once the Rental Order Form has been completely filled out by the repair facility and sent in; the facility can expect to receive a phone call/email stating the availability of the dedicated fixtures requested and any other questions that may need to be clarified before shipment.

Standard Vehicle Rental Order Form



Date Requested: \_\_\_\_\_  

Fixture Set Requirements - FOR CELETTE'S USE ONLY

**New Template**

Address \_\_\_\_\_ Point of contact at this location: \_\_\_\_\_  
 City/State \_\_\_\_\_  
 Zip Code \_\_\_\_\_  
 Phone \_\_\_\_\_  
 Fax \_\_\_\_\_

**Important Notes:**

- \* We ask that you please fill this form out to its entirety, as to promote communication and complete understanding of your current repair needs.
- \* Celette's aim is to avoid delays on repairs. Ensure all parts are in-hand before requesting fixture arrival. If possible, early notification of fixture need is requested.
- \* This form is dedicated for rentals at the above location only. If you are not ordering fixtures for this specific location, please use a different form.
- \* Celette Inc. will not be responsible for any charges associated with this rental request, as this form provides information for delivery, rental, and billing.

Customer Name: \_\_\_\_\_ Repair Order #: \_\_\_\_\_  
 VIN #: \_\_\_\_\_ Insurance Company: \_\_\_\_\_  
 Car Make: \_\_\_\_\_ Year: \_\_\_\_\_ Approving fixture use? Yes No In Discussion  
 Model: \_\_\_\_\_ Body code/type: \_\_\_\_\_  
 # of doors: \_\_\_\_\_ Production Date: \_\_\_\_\_ Damaged Area: \_\_\_\_\_

**This facility owns the following equipment:**

Bench Type: \_\_\_\_\_ Bench Serial Number: \_\_\_\_\_ Puller Serial Number: \_\_\_\_\_

<input type="checkbox"/> M2 + System (M22500.000)	<input type="checkbox"/> BMW Anchoring Kit(AN.34)	<input type="checkbox"/> Mercedes Benz Anchoring Kit (9212.013)
<input type="checkbox"/> Side Gantry	<input type="checkbox"/> Honda Anchoring Kit (AN.28)	<input type="checkbox"/> Mercedes Benz Crossmembers

\* Note that newer BMW and Mercedes Benz model repairs, recommend the use of the above specialized anchoring kits.

If your facility owns fixture sets please ensure they are listed here: \_\_\_\_\_

**Additional Requirements:** Side fixtures needed? Y / N LEFT or RIGHT Fixtures for the Roof? Y / N

Comments: \_\_\_\_\_  
 \_\_\_\_\_  
 \_\_\_\_\_

Desired Arrival Date: \_\_\_\_\_ Est. days of use: \_\_\_\_\_ Tech fixing the vehicle: \_\_\_\_\_

\*Next Day Services are available across the United States and Canada, please call 630-396-6100 to discuss your shipping options further

Ship Via:  Customer Pick Up  Do you need a lift gate at pick-up/delivery  
 Freight Company \* If a liftgate is required at the time of pick-up or delivery, additional charges may apply per carrier terms & conditions.

**Rental Bank Agreement**

- \* The above requested information is critical in assure that you receive the proper fixture sets by the requested date.
- \* A Celette Representative will contact you within 24 hours to advise you on the availability of fixture sets
- \* Understand that it is the customer's responsibility to note on the delivery receipt, if a shipment arrives to your facility damaged or in anyway not intact.
- \* All parts, hardware & provided schematics must be returned to Celette, along with the pallet and tie-down which delivered fixtures to your facility. Inventory checklists are included with every shipment and are to be utilized upon delivery and return.
- \* Delivery dates provided are estimates based on the freight company's timeliness, which Celette has no control over.

Please fax this form to Celette's Rental Bank Department @ 630-495-4078 or send it via email it to [mlepore@celette-na.com](mailto:mlepore@celette-na.com). For questions please call 630-396-6100 ext. 1

## More Details regarding Rental Bank Charges and Procedures

- The standard daily rental fee is currently \$75.00 per day. For over 10 years Celette has held steady on this fee. However, on November 1<sup>st</sup>, the daily rental fee will minimally increase to \$84.00 per day.
- If you chose to rent any additional equipment, there is an additional \$75.00 per day charge on top of the standard rental fee. This price will also increase to \$84.00 per day effective November 1<sup>st</sup>. The additional equipment list includes: Anchoring Kits, Side Gantry Bars, and any other Celette equipment that is not part of the fixture set. This equipment is available for purchase as well as it is used quite frequently alongside the Dedicated Fixture Systems.
- There are some vehicle makes/models that incur a higher daily rental charge. Rental Rates for these specialty vehicles ranges from (\$100-\$250) per day. You will be notified if the vehicle you are attempting to rent fixtures for falls under this list.
- Celette will not start charging rental days until the day after the fixtures arrive to the repair facility. Rental days are only incurred during business days, Monday-Friday. The rental will end when an email/phone call is made to Celette stating that the facility is done using the fixtures and that they are boxed up and ready for pickup. At this time, a pickup request will be scheduled, and the repair facility will be given the return shipping documents if they are not already included inside the fixture box.
- After the fixtures have been picked up from the repair facility and delivered back to Celette, we will inspect the box for any missing or damaged pieces and then create an invoice for the rental. The rental invoice will include a daily fee for the amount of days that the fixtures were at the repair facility, and the round-trip freight costs incurred. This invoice cost will be uploaded to the website via online rental, and a hard copy will be mailed and emailed (if requested) to the repair facility.

Thank you for choosing Celette. We appreciate your continued support.  
-Celette Team



**C E L E T T E**<sup>®</sup>  
CAR LIFE SOLUTIONS