

Samsung TV

**How to redeem my offer
using Samsung Promotion App?**

How to redeem my offer using Samsung Promotion App?


How to redeem my Starzplay, Lingokids and Calm offers using Samsung Promotion?

Step 1



Switch on your Samsung TV

Step 2



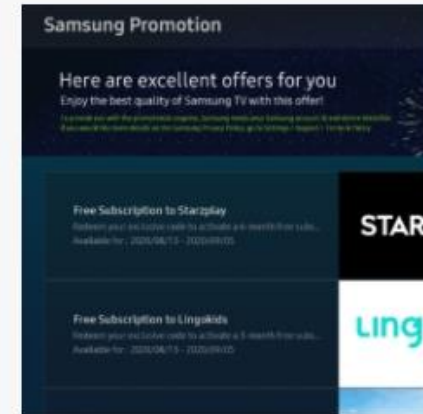
Go to Apps and download Samsung Promotion

Step 3



Open Samsung Promotion

Step 4



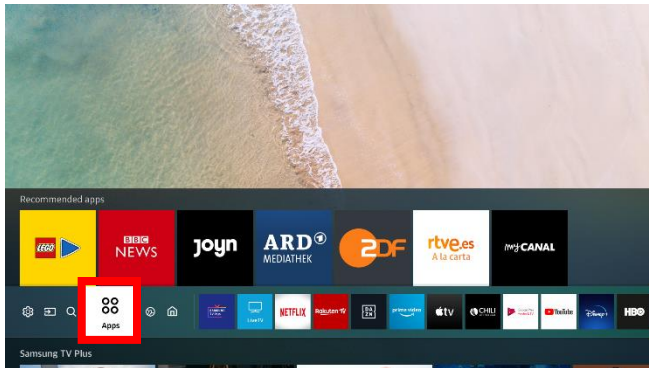
Claim your offers*

*Offers may vary by model and by country, for the full list of eligible models and associated offers please check the [Terms and Conditions](#).

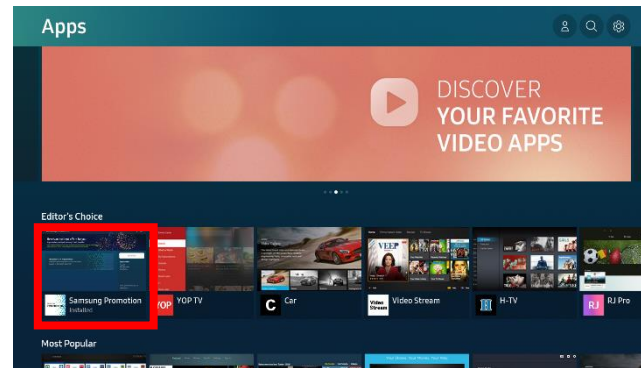
SAMSUNG

How to redeem my offer using Samsung Promotion App?

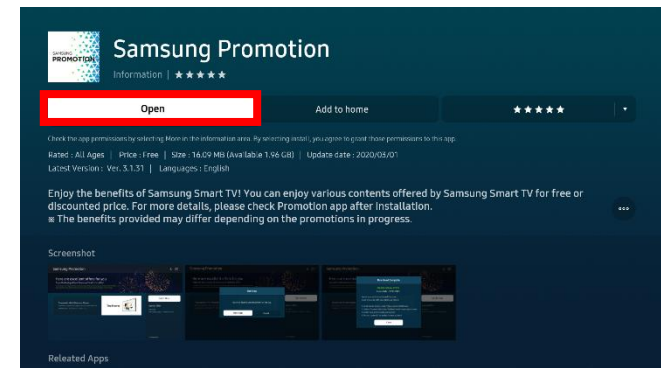
1. Click [Apps] tile



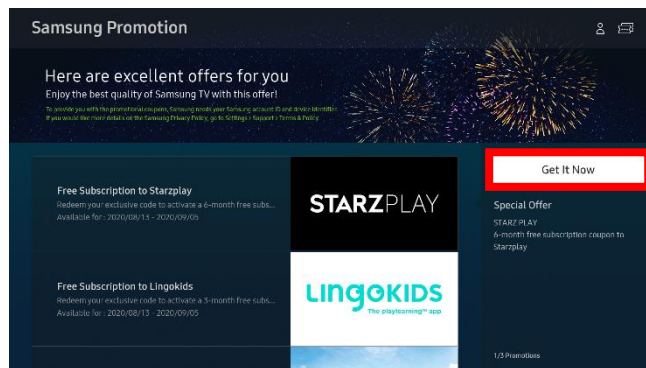
2. Click [Samsung Promotion] on Editor's Choice Category



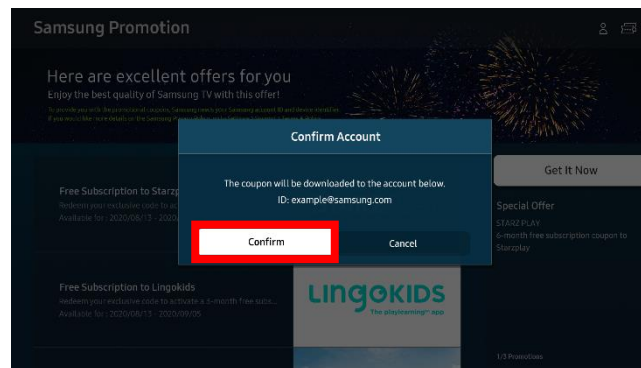
3. Click [Open] button to enter Samsung Promotion



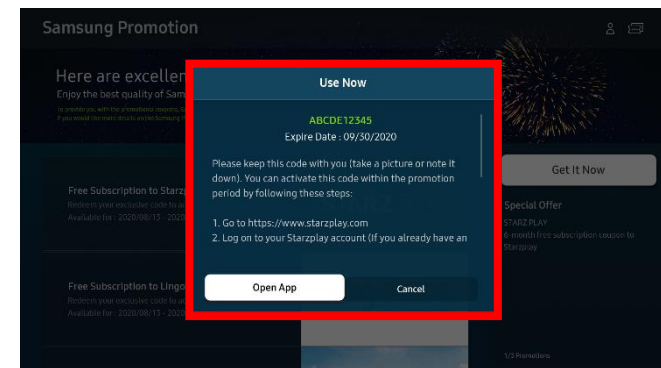
4. Find the Promotion banner* and click download or [Get it now] button



5. Confirm the account to claim the [coupon code]



6. Check the coupon code (note it down) and how to redeem guide on the popup



*Offers may vary by model and by country, for the full list of eligible models and associated offers please check the [Terms and Conditions](#).

SAMSUNG

How to redeem my VIU offer?

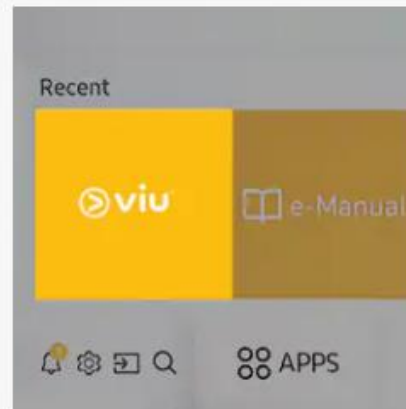
How to redeem VIU on my Samsung TV?

Step 1



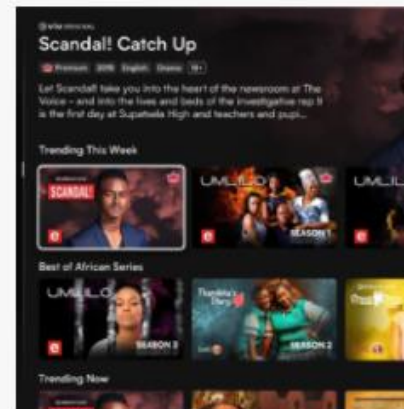
Switch on your Samsung TV

Step 2



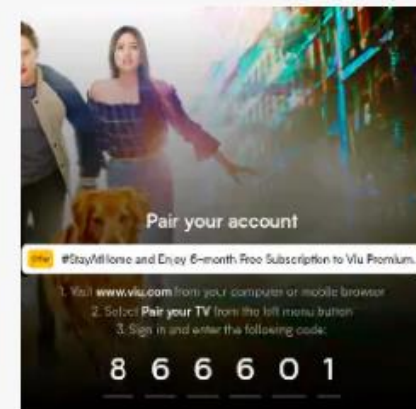
Go to Apps, download and launch VIU

Step 3



Access Premium Content or click on the "sign-in" menu on the left

Step 4



Follow the instructions

*Offers may vary by model and by country, for the full list of eligible models and associated offers please check the [Terms and Conditions](#).

SAMSUNG

How to activate my offer for Starzplay, VIU, Lingokids and Calm*

After obtaining your code, you need to activate your subscription through the Partner's Application or Website



STARZPLAY

You can activate the code obtained on Samsung Promotion Application within the promotion period by following these steps:

1. Go to <https://www.starzplay.com>
2. Log on to your Starzplay account (If you already have an account, sign-up using your usual email address and password. If you don't have an account, register with a new valid email address and password)
3. Select "Starzplay Voucher" as your preferred payment method
4. Insert your coupon code and click on "Start Watching"
5. Download the Starzplay app on your Samsung Smart TV and open the app
6. Log in with the email address you used to sign up online.



Lingokids
The playlearning™ app

You can activate the code obtained on Samsung Promotion Application within the promotion period by following these steps:

1. Go to <https://www.lingokids.com/redeem-your-code>
2. Insert your coupon code
3. If you already have an account, enter your usual email address and password. If you don't have an account, register with a new email address and password
4. Download the Lingokids app in the App Store or Google Play, on your compatible mobile phone or tablet
5. Log in with the email address you used to sign up online. To do so click on "Log In" (upper right hand corner)



VIU

You can enjoy your 6-month free subscription to VIU by following these steps within the promotion period:

1. Go to "apps", download and open the VIU application on your TV
2. Access Premium Content or click on the "sign-in" menu on the left
3. A pairing code will appear on the TV (please note down the code)
4. Visit www.viu.com from your laptop or mobile browser
5. Select Pair your TV from the left menu button
6. Create a new VIU account or Sign in to your existing account
7. Enter the pairing code which appeared on your TV
8. You can now enjoy VIU Premium



Calm

You can enjoy your free access to Calm** within the promotion period by following these steps:

1. Go to "Apps" on your Samsung Smart TV
2. Download the Calm App
3. Launch the App
4. Enjoy your free access to Calm

**Available in the UAE only

*Offers may vary by model and by country, for the full list of eligible models and associated offers please check the [Terms and Conditions](#).

SAMSUNG

How to activate my offer for: The Art Store (1/2) (only available on "The Frame" 2020)*

You can easily redeem your Art Store Coupon through the Samsung Promotion App ("The Frame" 2020 only).

① Click [Apps] tile



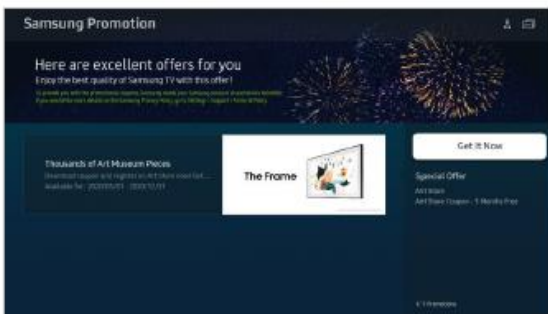
② Click [Samsung Promotion] on Editor's Choice Category



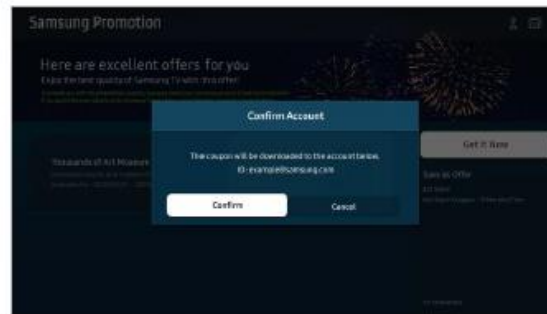
③ Click [Open] button to enter [Samsung Promotion]



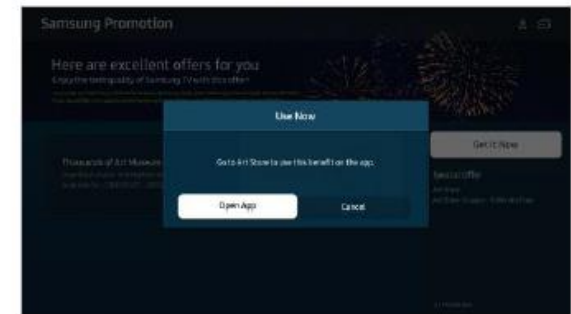
④ Find the Promotion banner and click [Download] button



⑤ Confirm the account to download the coupon



⑥ After download completion, User can use coupon directly or keep it for using later



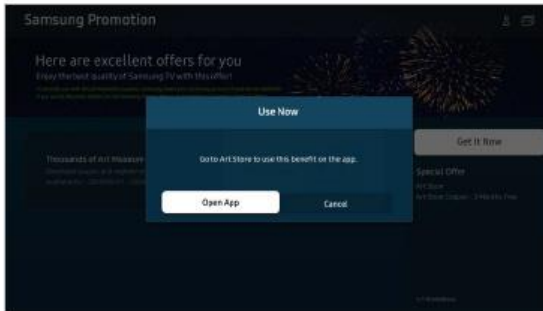
*Offers may vary by model and by country, for the full list of eligible models and associated offers please check the [Terms and Conditions](#).

SAMSUNG

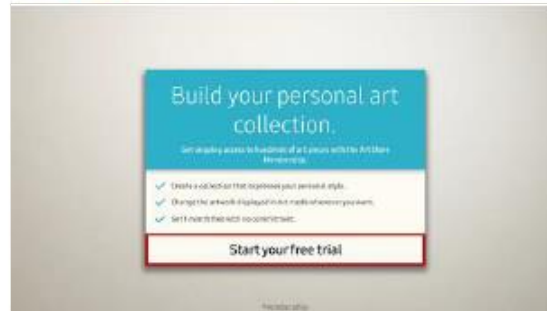
How to activate my offer for: The Art Store (2/2) (only available on "The Frame" 2020)*

You can easily redeem your Art Store Coupon through the Samsung Promotion App ("The Frame" 2020 only).

① After coupon download, Click [Sign Up Now] to jump to [Art Mode]



② Move to [Membership] Page and Press membership banner for signing up



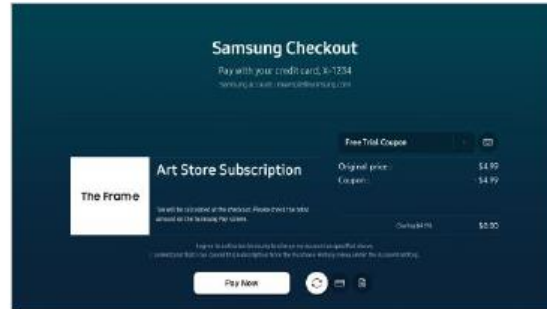
③ Choose Payment Method for Signing up the subscription



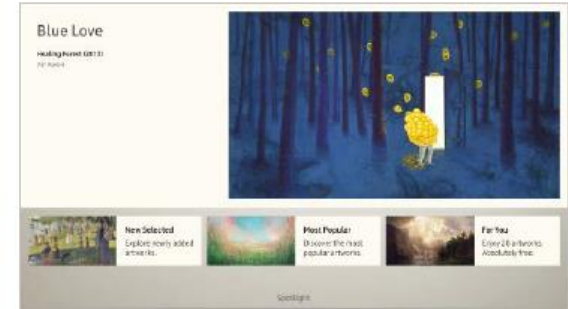
④ Enroll user's card information (One-time only)



⑤ Coupon is already applied to the account, so user can get 1+3 months free trial with only clicking [Get it free]



⑥ Enjoy [Art Mode] with Free Trial



*Offers may vary by model and by country, for the full list of eligible models and associated offers please check the [Terms and Conditions](#).

SAMSUNG