

# VEHICLE COMPATIBILITY SHEET

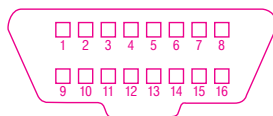
## OVERVIEW

SyncUP FLEET™ is compatible with most gas, diesel and electric vehicles on the road today. The SyncUP FLEET device works with the 16-pin, 9-pin or 6-pin port typically found underneath the vehicle dashboard. 6-pin and 9-pin ports, typically found on heavy-duty vehicles, will require an adapter.

Check below to identify which port you have.

The extension adapter allows the device to be installed out of the way and out of sight. The T-harness allows the vehicle port to remain open and free for use, such as for a scan tool.

### 16-pin port



T-Mobile SyncUP FLEET devices plug seamlessly into 16-pin ports. Extension adapter, T-Harnesses and 3-wire Harnesses available but not required.

HRN-GS16K2



16-Pin T-Harness

HRN-BS16S4



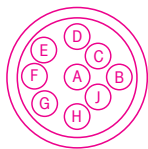
16-Pin Extension Adapter

HRN-BS16S4



16-Pin 3-Wire Harness

### 9-pin port



For use with 9-pin ports, T-Mobile SyncUP FLEET devices require an adapter.

HRN-GS09K2




9-Pin T-Harness

HRN-DS09S4



9-Pin Extension Adapter

### 6-pin port



For use with 6-pin ports, T-Mobile SyncUP FLEET devices require an adapter.

HRN-BS16S4



6-Pin T-Harness

SyncUP FLEET supports the majority of light-duty vehicles, which have a weight less than 8,500 pounds, manufactured after 1996.

SyncUP FLEET supports the majority of heavy-duty vehicles, which have a weight in excess of 8,500 pounds, manufactured after 1999. Examples of heavy-duty vehicle manufacturers include:

- **International**
- **Mack**
- **Freightliner**
- **Volvo**
- **Peterbilt**
- **Isuzu**
- **Kenworth**
- **Mitsubishi (Fuso)**
- **Sterling**