

<u>SECTION</u>	<u>PAGE</u>
Policies	DP - 1
Honeycomb & Solid Core	
Regent	R - 2
Fuego	R - 3
Behavioral Healthcare Patient Room Access Door	R - 4
Regent / Fuego Embossed Panel	R - 5
Foam Core	
Legion	I - 2
Madera Wood Grain and Smooth Grain	I - 4
Legion Embossed Panel	I - 5
Imperial	I - 6
Imperial Embossed Panel & 2-Panel	I - 8
Steel Stiffened	
Medallion	M - 2
Behavioral Healthcare Patient Room Access Door	M - 3
Trio - HF Fiberglass	M - 4
Trio - HE	M - 5
Mercury	M - 6
Mercury Embossed Panel	M - 8
Stile & Rail	
Thrulite	TX - 1
Accessories & Preparations	
Prefinishing Colorstyle	A - 1
Lite Kits - Slim Trim	A - 3
Astragals	A - 4
Louvers	A - 5
S Series Frames	
Standard Frames - SQ, SU, SR	S - 2
Elevation Estimating - 16 guage	S - 9
Elevation Estimating - 14 guage	S - 10
Security Sidelite	S - 11
Transom Panels	S - 11
Custom Profiles	S - 12
Cut, Notch & Tag	S - 13
E119 Fire Resistive Frame	S - 20

CONTENTS

CECO DOOR  
PRICE LIST

<u>Section</u>	<u>Page</u>
<b>D Series Frame</b>	
Drywall Frames - DQ, DU, DR	D - 2
Before Drywall Frames - BQ, BU, BR	D - 6
Drywall KD Borrowed Lite Frames	D - 10
KD Drywall Sidelite	D - 12
<b>Components Parts</b>	
Stick Components	C - 2
Anchors	C - 12
Reinforcements	C - 15
Glass Stop	C - 16
<b>Specialty Products</b>	
Armorshield Door Level 1-3	SP - 3
Armorshield Frame Level 1-3	SP - 4
Armorshield Door Level 4-8	SP - 7
Armorshield Frame Level 4-8	SP - 8
Lead Lined Door	SP - 11
Lead Lined Frame	SP - 12
RF Shielding Door	SP - 15
RF Shielding Frame	SP - 16
Stainless - Tech Door	SP - 17
Stainless - Tech Frame	SP - 18
Sound - Tech Xpress Door	SP - 19
Sound - Tech Xpress Frame	SP - 20
Water Resistant Door	SP - 21
Water Resistant Frame	SP - 22
Restrictdor - Doors and Frames - HMMA 863	SP - 24
Attack Resistant Door with Glass	SP - 27
Attack Resistant Retro Fit Kits	SP - 28
Attack Resistant Door with Glass Fire Rated	SP - 29
Forced Entry level 8 Bullet Resistant Door	SP - 30
Forced Entry level 8 Bullet Resistant Frame	SP - 31
Flood Resistant Door	SP - 32
Flood Resistant Frame	SP - 33
Blast Resistant Door	SP - 35
Blast Resistant Frame	SP - 36
<b>Windstorm</b>	
ANSI A250.13 Doors	WS - 2
StormPro Door Systems	WS - 18
<b>Lites and Transoms</b>	

**I. GENERAL**

- A. When discounts are changed, distributors will be notified at least 30 days in advance of such changes.
- B. The effective price is the price in effect at the time the order is placed.
- C. Prices are subject to change without notice.
- D. The buyer will be charged all sales tax or any other taxes in effect at the time the order is accepted, unless a copy of a current tax exemption is on file for the taxing jurisdiction to which the goods are shipped.
- E. Ceco Door reserves the right to refuse orders. Ceco Door also reserves the right to sell to anyone for any reason at the sole discretion of Ceco Door.
- F. This Price Book is the property of Ceco Door and is issued subject to recall.

**II. PAYMENTS**

- A. Terms of sale are 2/10 net 30 days. All payments received at Ceco Door within ten days of the invoice date are allowed a 2% discount. All invoices are due 30 days from the invoice date.
- B. Invoices remaining unpaid at the close of the month in which they are due are subject to a 1% finance charge.
- C. Accounts with invoices exceeding terms of sale may be subject to future shipment and/or new order entry restrictions.
- D. Invoice discrepancies should be resolved through our Customer Service Department. Ceco Door has a customer complaint process which involves a thorough investigation.
- E. Due to the highly configured nature of our products, the price for each order is calculated based on the price book and discount at the time each order is processed at Ceco Door and this price is communicated to the customer via our order acknowledgement process. Final freight is added to the order at the time of shipment and this depends on many factors including if the order can be packaged with other orders. Ceco Door does not honor PO pricing or other arrangements without written authorization from an authorized Ceco Door representative.

**III. MINIMUM INVOICE**

Orders with a net value of less than \$50.00 will be invoiced at \$50.00.

**IV. QUOTATIONS**

Are based on market conditions and are subject to acceptance within 120 days of the date of the quotation. Quotations are subject to revisions or cancellations should conditions warrant.

**V. RETURNS**

- A. No product may be returned to either the factory or a ASSA ABLOY Service Center without prior written approval. Return goods authorization is available through the Milan Customer Service Department.
- B. Replacements and/or credit will be made only after a thorough investigation of the product.
- C. Any damage or misuse of the product other than freight handling damage will be repaired and charged accordingly.
- D. There will be a 25% handling and restocking charge invoked in connection with the return of product. Freight charges are the responsibility of the returning party. Collect shipments will not be accepted, unless agreed upon beforehand.
- E. Any request for credit or reorder of damaged materials, Ceco Door must receive a copy of the freight bill with damage notation there on. With out this freight bill no credit or adjustment will be processed for the replacement order.

**VI. DELIVERY**

- A. Scheduled shipping dates are based on Ceco Door's best estimates, but are not guaranteed. Refer to the Ceco Door lead time schedule for shipment time estimates.
- B. All shipments are F.O.B. Point of shipment. Title passes at the time of shipment All freight claims are the responsibility of the purchaser.

**VII. PENALTY CLAUSES**

Ceco Door will not accept orders with a penalty or late delivery provision without being advised of such clause when the order is placed and accepts such conditions in writing.

**VIII. WARRANTY**

- A. Warranty - for a period of one year from the date of delivery to the original direct purchaser, manufacturer warrants to the original direct purchaser that it will at its option, either repair, replace or otherwise correct any product acknowledged by the manufacturer to be defective in materials or workmanship.
- B. All manufacturer's products are sold without any other further warranties, expressed or implied, and all implied warranties of merchantability and fitness for a particular purpose are hereby disclaimed. Manufacturer disclaims all liability for labor, transportation and other cost resulting from such repair or replacement, and for incidental or consequential damages directly or indirectly sustained. This warranty will be null and void if manufacturer's products are subject to abuse, accident, misapplication, or installation not in accordance with manufacturer's specifications and instructions.

**IX. CANCELLATION and CHANGE ORDERS**

The following applies to any cancellation of part (or all) of an order, or any change to an order, after receipt by Ceco Door.

**A. PRODUCTION ORDERS**

From the time an order for manufactured products is received and through the coordination phase, it may be changed or cancelled without charge. If the order has begun the processing phase, it may be changed or cancelled for a charge of \$75.00 per order.

Once the order has been scheduled for production, it **cannot** be changed or cancelled. The product belongs to the customer. If requested, we will not ship the product, however, the customer will be invoiced the full amount of the material.

Cexpress Orders, due to the nature of their process cannot be changed or canceled after they have been scheduled, which can be a matter of hours after receipt. Orders must be received by 10:00 am CST for the next business day to be Day 1. Orders after the 10:00 am CST deadline will add an extra business day to the lead time.

**B. STOCK ORDERS**

1. REVISION CHARGES WILL BE APPLIED AS FOLLOWS:
  - a. If the material has been picked for loading, the charge will be a restocking fee of 25% of net price of material being cancelled, plus the order processing value.
  - b. If the material has not been picked, the charge will be the order processing value.
  - c. The order processing value for stock orders will be \$50.00 per occurrence.
2. THE ORDER WILL BE RESCHEDULED.

**X. CLAIMS**

- A. Ceco Door shall be notified immediately of any error or discrepancy, which may require remedial action.
- B. Ceco Door shall deny any back charge unless it has received prior approval by Ceco Door.
- C. Ceco Door shall have the opportunity to itself perform, or have performed, any remedial action required to correct an error or discrepancy prior to any back charge being considered for approval.
- D. Should research show that a claim was in fact not the fault of Ceco Door, customer shall pay for any and all expenses incurred in the performance of field inspections.
- E. Customer shall note any freight damage on the receiving tickets and shall be responsible for filling claims with the delivering carrier. Ceco Door shall not be responsible but shall provide assistance making such claim.

**XI. DISTRIBUTORS FREIGHT POLICY**

- 1. Each distributor must have orders with a combined weight of 4,000 pounds shipping to one location to qualify for a pool shipment.
- 2. Pool trucks will be scheduled based on each weekly shipdate.
- 3. If a distributor has material to ship in the pool, but there are no other area distributors pooling on that production run, the distributor has the option of waiting until the next available pool shipment, or shipping LTL by common carrier at the distributor's expense.
- 4. Door Group Service Center - Milan orders may be received up to five (5) working days before the scheduled ship date. These orders will be included on the Pool Truck based on space availability and qualification.
- 5. Pool shipment deliveries will be made by carriers at the discretion of the Pool Shipping Department. This will be in the best interest of price, service and reliability.
- 6. Distributor must have proper personnel and equipment present for unloading product and be accessible to full size tractor trailers by approved truck route.
- 7. No goods may be returned to the factory nor may a pool shipment be refused without authorization from the main office in Milan, TN.
- 8. If a distributor removes an order(s) from a pool for any reason within 5 working days prior to a scheduled ship date, that portion of the freight charges allocated for that material remains the responsibility of the distributor for payment.
- 9. There will be no spotting of trailers, or driver unloading.
- 10. No pool trucks will leave the factory later than three (3) working days after the scheduled ship date. Shipments will automatically ship on or before the scheduled ship date in the event the material is available.
- 11. There will be two (2) hours of free truck detention time allowed for unloading. Unloading on the premises at the distributor or jobsite shall constitute one vehicle stop. Any truck detention charges shall be the responsibility of the distributor.
- 12. All pool shipping freight charges are net. No discounting is allowed.

**Combination Pool Shipping**

1. You may combine your Ceco and Maltex products to ship together via LTL or Truck load.
2. Ceco and Maltex orders can be combined to meet the 4,000 pounds as long as it has the same ship date.
3. Doors manufactured at the Maltex plant are shipped to the Milan plant for pool truck shipments. However, when direct LTL shipments are required from the Maltex Mexico plant, regulations require treated wood pallets and a \$30 net fee for each pallet needed in shipping will be added to the order.
4. When requesting Ceco and Maltex orders to ship together, the order with the longest lead time will apply as the scheduled ship date for all orders.
5. Freight charges will be sent directly from the freight company on all collect shipments and distributors will be responsible for all freight claims.

**Pool Shipping Variations**

Pool freight charges will be based on total trucking cost, which includes stop off charges and fuel surcharges, plus administrative fees. Total charges per distributor will be pro-rated based on the weight/volume of their materials.

**JOB SITE** : If required to ship to a Job Site – Orders will ship LTL direct to job-site (at LTL Actual Cost including any special delivery fees incurred). **Other Options**: (Must indicate on Purchase Order).

1. If indicated on the purchase order, the material can be trans-shipped through the closest service center and shipped LTL to the final destination. The shipment will be charged the 4,000 pounds (Minimum) or applicable pool rate to the service center (minimum \$100 charge) plus actual LTL cost to the jobsite.
2. The customer may also note on their purchase order to pickup the material at the service center.

**SERVICE CENTER ORDERS:**

1. All Service Center orders will ship LTL or Truckload, at actual cost unless the distributor indicates on their purchase order that material is to be picked up.
2. If requested on Purchase Order, material may be shipped between Service Centers for pickup or re-shipment. Customers will be invoiced the actual transportation cost from originating Service Center plus any transportation cost for re-shipment. Minimum charge on LTL shipments will be \$100.

**UPS FEES:** UPS shipments will be invoiced at the actual cost, including any oversize dimension charges and a \$25.00 per box charge. The minimum charge of \$100 does not apply to UPS shipments.

**XII. CECO SERVICE CENTER PROCEDURE FOR PROCESSING OF STORAGE FEES**

- A. The following procedure will be implemented and associated fees assessed each time a request is received for a Ceco Service Center to temporarily store projects for a Distributor.
1. A storage and handling fee will be assessed by totaling the following costs:
    - a. 2% per day storage fee based on the shipments total order or net price of \$60 per day minimum whichever is greater.
    - b. Any costs charged by the freight carrier for jobsite delays over 2 hours.
    - c. Actual freight carrier charges for delivery to the Service Center from the job site.
    - d. Actual freight charges from the Ceco Service Center back to the job site or Distributor's specified location.
- B. No daily storage fee will apply to the actual day of re-shipment.
- C. On the day of re-shipment, the above charges and fees will be totaled and an invoice / acknowledgement generated. The code "Storage Fee" will be used for this purpose. The invoice will include detailed comments showing the itemized storage fees.

**XIII. HARDWARE TEMPLATE POLICY**

To ensure that Ceco manufactures product with the correct hardware preparations, it is mandatory that all applicable hardware templates or all corresponding template numbers be included with all orders. Additionally, orders that are not received with all applicable hardware templates, or hardware template numbers, will be placed on hold and will not be processed until the required template information can be confirmed.

In order to expedite this process, please exercise any one of the following options when sending in orders requiring specific hardware preparations:

- 1.) Include copies of any applicable hardware templates with your order.
- 2.) If template copies are unavailable, note on your purchase order the correct template number for the device being installed.
- 3.) Or note on your purchase order for Ceco to use the most current template.

**XIV FIELD SERVICE MANAGEMENT**

- A. Process to follow when you should encounter questionable material at a jobsite or in your facility.
1. Initially, have the reported problem viewed and analyzed by your personnel to determine if the reported problem is due to installation, hardware, wood door problems, hollow metal or specification issues.
  2. After your review, if you feel Ceco has responsibility to the problems, contact Customer Service and advise of the issue and corrective action requirements. Please have available the Ceco order number, opening numbers affected and a detailed description of the problem. When possible provide pictures (digital preferred) or sketches to help communicate the issue.

**Please Note:** Warranty issues must be submitted with 12 months from the time of shipment from Ceco to be accepted.



3. We will review our paperwork to reconcile what is seen in the field and pursue necessary corrective actions. When required, we will coordinate job site visits by Ceco personnel to understand and analyze the situation.
4. When re-work is required, we will utilize Ceco personnel whenever possible, depending upon logistics and circumstances. Utilizing your personnel or a third party will be a secondary choice when Ceco is responsible for the problem. If the re-work is done by other than Ceco personnel, Ceco must authorize that the work be done prior to the corrective action being started. If authorized, we require a detailed copy of the bill (including a break down of the time expended and hourly labor rates) and, upon receipt, will initiate a backcharge request and complaint.
5. If replacement material is required, we will initiate a Short Schedule replacement order. The replacement date will be communicated to you, and a complaint and Credit Memo request will be generated.
6. Once our investigation is complete, a Credit Memo will be issued if appropriate and approved. If not approved, a detailed explanation will be documented and faxed to you along with a copy to the Credit Department.

**XV. Trademark Use Policy: ASSA ABLOY Americas**

The following policy ("Policy") of ASSA ABLOY Americas ("ASSA ABLOY"), and all of its affiliated group companies (collectively, the "Group Companies"), applies to the use of certain intellectual property of all such Group Companies, including all trademarks, names, logos, product images, and related information (the "ASSA ABLOY Marks"). ASSA ABLOY Marks are proprietary and critical to the success of ASSA ABLOY and the Group Companies, and may only be used in strict compliance with this Policy.

This policy covers any person or entity reselling any product of any Group Company with the consent of such Group Company (each, an "Approved Reseller"). Each Approved Reseller has a non-exclusive right to use certain of the ASSA ABLOY Marks relating to any of the Group Companies for which it is an Approved Reseller, subject to the following conditions:

- (1) Approved Reseller's use of ASSA ABLOY Marks must be truthful, fair, and not misleading;
- (2) Approved Reseller's advertising must clearly indicate that it is advertising of the Approved Reseller, and is not advertising of ASSA ABLOY;
- (3) Approved Reseller may not use any ASSA ABLOY Marks as part of or in connection with a domain name;
- (4) Approved Reseller's advertising must not imply or suggest an association between the Approved Reseller and ASSA ABLOY other than that of buyer and seller;
- (5) Approved Reseller's use of ASSA ABLOY Marks must be a positive representation of ASSA ABLOY, the Group Companies, and their products;
- (6) Approved Reseller's trade name must be more predominant on Approved Reseller's advertising than the ASSA ABLOY Marks;

(7) Approved Reseller's use of ASSA ABLOY Marks must include the trademark symbol ® or ™, as appropriate, along with the following trademark legend printed in legible text on the Web page or document containing ASSA ABLOY Marks:

"*[describe ASSA ABLOY Marks]* are trademarks or registered trademarks of ASSA ABLOY, Inc. or one of its affiliates in the United States and other countries.";

(8) Approved Reseller must not make modifications of any ASSA ABLOY Marks; and

(9) Approved Reseller may use only ASSA ABLOY Marks associated with the Group Companies for which it is an Approved Reseller (e.g. , an Approved Reseller that sells Group Company X products but not Group Company Y products may use Group Company X trademarks in connection with its sale of Group Company X products, but may not use Group Company Y trademarks).

ASSA ABLOY reserves the right to review Approved Reseller's usage of ASSA ABLOY Marks at any time and may:

- (a) require changes to the use of ASSA ABLOY Marks at any time in its sole discretion, which changes must be implemented within 30 days of written notice to Approved Reseller;
- (b) condition the use of ASSA ABLOY Marks on ASSA ABLOY's prior approval of such use, which approval may be withheld in its sole discretion;
- (c) revoke permission to use ASSA ABLOY Marks at any time for any or no reason upon 30 days prior written notice to Approved Reseller; and
- (d) revoke permission to use ASSA ABLOY Marks immediately upon notice to Approved Reseller in the event Approved Reseller is in violation of this Policy, or of any other agreement with ASSA ABLOY or any Group Company.

Approved Reseller's right to use ASSA ABLOY Marks in no way conveys to Approved Reseller any proprietary or economic interest in any ASSA ABLOY Marks.

Use of ASSA ABLOY Marks in violation of this Policy may result in severe civil and criminal liabilities. ASSA ABLOY will vigorously enforce this Policy by seeking all appropriate legal remedies, including, but not limited to, pecuniary damages and injunctive relief.

**Quantity Limitations**

<b>Priority A</b>	<b>Priority B</b>	<b>Priority C</b>
50 frames and/or 40 doors, maximum 150 pieces	100 frames and/or 75 doors, maximum 300 pieces	200 frames and/or 100 doors, maximum 600 pieces
Maximum 50 welded frames	Maximum 100 welded frames	Maximum 200 welded frames

Door Limitations

Limited to 12 of each

- ColorStyle (add 2 weeks)
- Concealed hardware
- Floor closers
- Flush window moulding
- Pivots

Frame Limitations

Limited to 24 of each

- Concealed hardware
- Hospital stops
- Pivots
- Rescue hardware

**EXCLUSIONS FROM PRIORITY PROGRAMS**

- 12 gauge frames
- Arch Top radius frames
- Behavioral health
- Bifold doors
- Asphaltic coating
- Madera Door
- Doors over 4'0" x 9'0"
- Embossed Panel Doors
- Factory installed glass
- G90 galv
- Hemmed Frames
- Jamb locks
- Low profile exit devices

- Mercury Doors
- Mercury Thermal Break Frames
- Mortise auto door bottom
- Panels w/strikes
- Pocket pivots
- Rabbetted doors
- Radius doors and windows
- Special profiles
- Steel muntins
- Thickness other than 1-3/4"
- Trio doors
- Trio-E doors
- Wicket doors

Specialty Products:

- Acoustical
- Attack Resistant
- Blast Resistant
- Bullet Resistant
- Flood Resistant
- Forced Entry Bullet Resistant
- Lead-Lined
- RF Shielding
- Stainless Steel
- Tornado Resistant
- Water Resistant

CECO DOOR  
PRICE LIST

NOTES

(RI) REGENT Honeycomb Core						CECO DOOR PRICE LIST							
(RI) REGENT SINGLE						EXTRAS	CODE	LIST					
LC1, LM1, LM0, LP0		FLUSH				1. Non - Handed Option	OI	NO ADD					
WIDTH	HEIGHT	20GL4*	18CRS	16CRS	14CRS	2. CLOSER / HOLDER REINFORCEMENT - 14 GAGE Standard	C1	\$27					
20 - 30	68	\$552	\$534	\$625	\$878	12 GAGE Option	CC	\$32					
31 - 36	68	\$686	\$674	\$765	\$1,018	3. A60 Galvanneal							
37 - 40	68	\$783	\$756	\$847	\$1,099	a. 68 HEIGHT		\$70					
20 - 30	70	\$559	\$550	\$647	\$904	b. 70 HEIGHT		\$75					
31 - 36	70	\$707	\$692	\$789	\$1,045	c. 72 HEIGHT		\$79					
37 - 40	70	\$793	\$779	\$876	\$1,132	d. 80 HEIGHT		\$85					
20 - 30	72	\$593	\$595	\$697	\$960	e. 90 HEIGHT		\$89					
31 - 36	72	\$728	\$719	\$821	\$1,084	4. G90 Galvanized							
37 - 40	72	\$814	\$802	\$904	\$1,167	a. 68 HEIGHT		\$259					
20 - 30	80	\$754	\$750	\$859	\$1,126	b. 70 HEIGHT		\$264					
31 - 36	80	\$917	\$873	\$982	\$1,250	c. 72 HEIGHT		\$269					
37 - 40	80	\$953	\$950	\$1,059	\$1,326	d. 80 HEIGHT		\$274					
20 - 30	90	NA	\$1,132	\$1,249	\$1,520	e. 90 HEIGHT		\$279					
31 - 36	90	NA	\$1,242	\$1,359	\$1,631	5. SEAMLESS EDGES							
37 - 40	90	NA	\$1,320	\$1,437	\$1,708	a. Edges welded - 18, 16 or 14 gauge Handed Doors	W/SEM	\$108					
<b>Additional Specification Notes:</b> 1. 20 Gage doors are sold A60 Galvanneal only Do not apply A60 adder to 20 gauge doors 2. In order for this product to meet Buy America regulations, orders must reflect that they meet "Buy American Act" or "Buy America Act" 3. 14 gauge doors designated with Buy America regulations will be constructed W/SEM. Please apply W/SEM add to the door price.						b. Edges filled	SEM	\$68					
						6. NON STANDARD SIZE DOORS							
						Price as the next largest standard size door							
						7. HARDWARE LOCATIONS - Other than CECO							NO ADD
						8. UNDERWRITERS LABEL - Per Leaf						AU,BU,OU, CU	\$49
						Label prices are less closer reinforcement.						TU	\$12
						AU not available in 20 gage						LCO	\$18
						BU maximum size in 20 gage 3472 single swing only							
						AU maximum size, 18 & 16 gage 4090 single, 8080 double							
						Refer to the Tech Data Manual for limitations							
						9. WARNOCK HERSEY LABEL - Per Leaf						AW,BW,OW ,CW	\$12
* Label prices are less closer reinforcement.						TW	\$12						
AW not available in 20 gage.						LCO	\$18						
BW maximum size in 20 gage 4080 single, 8080 double													
AW maximum size, 18 & 16 gage 4090 single, 8080 double													
Refer to the Tech Data Manual for limitations													
10. FM Label "PLUS" UL or WH LABEL						AUF,BUF, CUF	\$24						
AF not available in 20 gage						TUF	\$24						
BF maximum size in 20 gage 3472 single swing only						AWF, BWF	\$24						
AF maximum size, 18 & 16 gage 4090 single, 8080 double						CWF, TWF	\$24						
FM LABEL MUST BE USED WITH A UL or WH LABEL													
Refer to the Tech Data Manual for limitations													
11. STEEL FRAMED GLASS LITES - SLIMTRIM						SLIM	\$181						
a. V design (30" - 48")						SLIM	\$200						
b. N design (49" - 88")						SLIM	\$249						
c. G design (89" - 140")							\$46						
Perimeter channel add per lite													
Perimeter inches listed. Perimeter channel required on Label openings and cutouts over 35" in width or height.													
For SLIS designs, see Accessories section, page A-3.													

(FT) FUEGO 250° Temperature Rise Solid Core						CECO DOOR PRICE LIST		
(FT) FUEGO SINGLE HANDED						EXTRAS	CODE	LIST
LC1, LM1, LM0, LP0		FLUSH				1. FUEGO NON - HANDED 250° temperature rise.	OT	NO ADD
WIDTH	HEIGHT	20CRS	18CRS	16CRS	14CRS	2. CLOSER / HOLDER REINFORCEMENT 14 GAGE - standard 12 GAGE - option	C1 CC	\$27 \$32
20 - 30	68	NA	\$1,011	\$1,160	\$1,366	3. A60 Galvanneal		
31 - 36	68	NA	\$1,156	\$1,305	\$1,511	a. 68 HEIGHT		\$70
37 - 40	68	NA	\$1,222	\$1,371	\$1,577	b. 70 HEIGHT		\$75
20 - 30	70	NA	\$1,026	\$1,185	\$1,408	c. 72 HEIGHT		\$79
31 - 36	70	NA	\$1,172	\$1,331	\$1,554	d. 80 HEIGHT		\$85
37 - 40	70	NA	\$1,241	\$1,400	\$1,623	e. 90 HEIGHT		\$89
20 - 30	72	NA	\$1,059	\$1,231	\$1,472	4. G90 Galvanized		
31 - 36	72	NA	\$1,191	\$1,363	\$1,604	a. 68 HEIGHT		\$259
37 - 40	72	NA	\$1,255	\$1,427	\$1,668	b. 70 HEIGHT		\$264
20 - 30	80	NA	\$1,317	\$1,506	\$1,762	c. 72 HEIGHT		\$269
31 - 36	80	NA	\$1,421	\$1,610	\$1,866	d. 80 HEIGHT		\$274
37 - 40	80	NA	\$1,495	\$1,684	\$1,940	e. 90 HEIGHT		\$279
20 - 30	90	NA	\$1,621	\$1,763	NA	5. SEAMLESS EDGES		
31 - 36	90	NA	\$1,731	\$1,874	NA	a. Edges welded - 18, 16, or 14 gauge Handed Doors	W/SEM	\$108
37 - 40	90	NA	\$1,809	\$1,951	NA	b. Edges filled	SEM	\$68
<p><b>Additional Specification Notes:</b></p> <p>1. In order for this product to meet Buy American regulations, orders must reflect that they meet "Buy American Act" or "Buy America Act"</p> <p>2. 14 gauge doors designated with Buy America regulations will be constructed W/SEM. Please apply W/SEM add to the door price.</p>						6. NON STANDARD SIZE DOORS Price as the next largest standard size door		
						7. HARDWARE LOCATIONS - Other than CECO		NO ADD
						8. UNDERWRITERS LABEL - Per Leaf Refer to the Tech Data Manual for limitations	AU,BU, OU,CU TU LCO	\$49 \$12 \$18
						9. WARNOCK HERSEY LABEL - Per Leaf Refer to the Tech Data Manual for limitations	AW,BW, OW,CW TW LCO	\$12 \$12 \$18
						10. FM Label "PLUS" UL or WH LABEL FM label must be used with a UL or WH label 14 gauge not available with FM Label Refer to the Tech Data Manual for limitations	AUF,BUF, CUF TUF AWF, BWF CWF, TWF	\$24 \$24 \$24 \$24
						11. STEEL FRAMED GLASS LITES - SLIMTRIM a. V design (30" - 48") b. N design (49" - 88") Perimeter channel add per lite Perimeter inches listed. Perimeter channel required on labeled openings and cutouts over 35" in width or height. For SLIS designs, see Accessories section, page A-3.	SLIM SLIM	\$181 \$200 \$46

CECO DOOR PRICE LIST		(RI) REGENT and (FT) FUEGO EXTRAS	
DOOR EXTRAS ADD TO THE BASE PRICE		CODES	ADD/LEAF
1.	CAPS - Top or Bottom		
	a. Screw-in Top Cap Attached	STC	\$19
	b. Screw-in Bottom Cap Attached	SBC	\$19
2.	FLUSH WELDED STEEL GLASS LITES 4885 for Regent		
	a. V design (30" - 48")	V	\$232
	b. N design (49" - 88")	N__	\$265
	c. G design (89" - 140")	G	\$309
	d. FG design (141" - 240")	FG	\$497
	e. 3/8" to 1" glass. ADD to the above prices	4881, 4883	\$140
	Glazing system must be installed prior to assembly	4887, 4889	
	Perimeter inches listed.		
3.	ASTRAGALS - ATTACHED TO THE DOOR		
	a. 4471 - 68 to 90 Chair shape in steel	A04	\$120
	b. 4441 - 68 to 90 Channel and plate are steel	A03	\$155
	c. 4451 - 68 to 90 Channel is steel and plate is aluminum	A01	\$155
	See Accessories Section for loose piece price.		
4.	DUTCH DOOR - NON LABELED	DUTCH	\$279
5.	DUTCH DOOR SHELF - NON LABELED		
		14 Gage	
	a. Project both sides	Manufactured off site and	\$369
	b. Project one side	shipped separately	\$265
6.	DUTCH DOOR - LABELED		
		Includes Label	
	a. UL Ratings - AU, BU, CU, TU - 4072 maximum size	DUTCH	\$377
	b. WH Ratings - AW, BW, CW, TW - 4072 maximum size		
7.	DUTCH DOOR SHELF - For Labeled Dutch Doors - 14 Gage		
	Only available with project on one side	Manufactured off site and	
		shipped separately	\$265
8.	UNDERCUT EXTRA - From Fabrication		
	Dimensions are in 1/16 inch increments	U__	\$19
	3/4" and 5/8" are standard	(U01 THRU U44)	
	3/4 = BLANK ; 5/8 = U10	STANDARD	NO ADD
9.	REPLACEMENT DOOR		
	No hinge cutout or reinforcements	Lock = LP0	NO ADD
		Hinge = NHP	NO ADD
10.	LABELED DOUBLE EGRESS FIRE DOORS		
	a. UL - 18 & 16 gage BU, CU and TU 8090 Maximum	Example:	
	b. WH - 18 & 16 gage BW, CW and TW 8090 Maximum	2 - CU labels and C1 closers	\$76 \$152
	c. WH - 18 & 16 gage AW 8072 Maximum	2 PV8	\$64 \$128
		2 RI 18CRS 3070 F LHR Doors	\$550 \$1,100
		Total	\$1,380
11.	EDGE BEVEL		
	Hinge edge beveled 1/8" in 2" with standard lock edge.	(20 gage Not Available)	
		BVH	\$14
12.	BEHAVIORAL HEALTHCARE PATIENT ROOM ACCESS DOORS		
	Price includes patient door prep, easing of door edges, flat plate astragal on face of door, factory install continuous hinge on access door and top cap on patient room door. For windows, refer to option #18 above for the kits.		
	Step Through Design (Add to 16 ga Regent door price)		
	a. Standard configuration (1'8" x 5'0" Access door standard size)	BH-S	\$2,534
	b. Custom configuration (non standard Access door size)	BH-SC	\$3,019
	For Step Through Design Fire Rated, refer to Steel Stiffened Door section, page M-3. Price does not include hardware preps in either door. Minimum 3068 - 4072 maximum.		



**CECO DOOR  
PRICE LIST**

**(RI) REGENT / (FT) FUEGO  
EMBOSSSED DESIGNS**

EMBOSSSED DESIGNS E601 & EN61				EXTRAS ADD TO THE BASE PRICE	CODE	ADD/LEAF
SIZE	GALVANNEAL			1. Non - Handed Option	OI	NO ADD
LC1, LM1 LM0, LPO	20A40	18A40	16A40	2. CAPS - Top or Bottom a. Screw-in Top Cap Attached b. Screw-in Bottom Cap Attached	STC SBC	\$19 \$19
2668* 2868* 3068	NA	\$797	\$916	3. SEAMLESS EDGES a. Edges welded - 18 or 16 gauge Handed Doors b. Edges filled	W/SEM SEM	\$108 \$68
2670* 2870* 3070	NA	\$829	\$955	4. GLASS LITES FOR EMBOSSSED DOORS Standard kits are <b>WESTERN REFLECTIONS</b> . <b>NOTE:</b> Western Reflections kits not available on colorstyle doors FOR 28 & 30 WIDTHS ONLY Add to price of embossed door a. 1/8" GLASS 6 PANEL W/G9 LITE Includes perimeter channel b. 1/2" INSULATED GLASS 6 PANEL W/G9 LITE Includes perimeter channel 6 PANEL W/2 LITES AT TOP	E605 E606 E609	\$238 \$327 \$238
<p>* Hardware &amp; Size limitations</p> <p>a. E601 = 6 PANEL 28 doors with standard 6 panel are limited to cylindrical preps with 2-3/8" backset.</p> <p>b. EN61=NARROW 6 PANEL 2668 and 2670 are available ONLY with cylindrical prep. 2868 and 2870 are available with either cylindrical or mortise prep.</p> <p>c. E601=16 Gauge only</p> <p><b><u>Additional Specification Notes:</u></b></p> <p>1. In order for this product to meet Buy American regulations, orders must reflect that they meet "Buy American Act" or "Buy America Act"</p> <p>2. Cylindrical lock with 3-1/2" rose will extend over the embossments on 28 width</p>				5. GLASS LITE FOR E603 DOORS a. SLIMTRIM kit - G design, Includes perimeter channel For SLIS designs, see Accessories section, page A-3	E603	\$295
				6. CLOSER/HOLDER REINFORCEMENT - 14 ga. 12 ga.	C1 CC	\$27 \$32
				7. NON STANDARD SIZE DOORS Price as the next largest standard size door		
				8. Undercut U02 - U44 U13 thru U44 on 70 height for EN61 3/4" standard	U__	\$19
				9. UNDERWRITERS LABEL - Per Leaf * Label prices are less closer reinforcement. Refer to the Tech Data Manual for limitations	AU,BU, OU,CU TU LCO	\$49 \$12 \$18
				10. WARNOCK HERSEY LABEL- Per Leaf * Label prices are less closer reinforcement. Refer to the Tech Data Manual for limitations	AW,BW, OW,CW TW LCO	\$12 \$12 \$18
				11. 6'8" ADA COMPLIANT 6-PANEL DOOR ADA = Americans with Disabilities Act	ADA68	\$25
				12. EDGE BEVEL Hinge edge beveled 1/8" in 2" with standard lock edge	BVH	\$14
				13. FUEGO EMBOSSSED 6 PANEL HANDED 450° temperature rise - does not include W/SEM and label	FT	\$697



CECO DOOR  
PRICE LIST

NOTES

(LP) LEGION POLYSTYRENE FOAM CORE						CECO DOOR PRICE LIST					
(LP) LEGION SINGLE						(LP) LEGION EXTRAS ADD TO BASE			CODE	ADD/LEAF	
LC1, LM1, LM0, LP0		FLUSH				1. Non - Handed Option				UP	NO ADD
WIDTH	HEIGHT	20GL4*	18CRS	16CRS	14CRS	2. CLOSER / HOLDER REINFORCEMENT					
20 - 30	68	\$576	\$560	\$651	\$903	14 GAGE Standard				C1	\$27
31 - 36	68	\$715	\$706	\$797	\$1,049	12 GAGE Option				CC	\$32
37 - 40	68	\$812	\$787	\$878	\$1,130	3. A60 Galvanneal					
20 - 30	70	\$585	\$580	\$677	\$933	a. 68 HEIGHT					\$70
31 - 36	70	\$738	\$726	\$823	\$1,080	b. 70 HEIGHT					\$75
37 - 40	70	\$828	\$817	\$914	\$1,171	c. 72 HEIGHT					\$79
20 - 30	72	\$628	\$635	\$737	\$1,000	d. 80 HEIGHT					\$85
31 - 36	72	\$771	\$767	\$869	\$1,132	e. 90 HEIGHT					\$89
37 - 40	72	\$855	\$847	\$949	\$1,212	f. 100 HEIGHT					\$95
20 - 30	80	\$791	\$792	\$901	\$1,168	4. G90 Galvanized					
31 - 36	80	\$960	\$918	\$1,027	\$1,295	a. 68 HEIGHT					\$259
37 - 40	80	\$993	\$994	\$1,103	\$1,370	b. 70 HEIGHT					\$264
20 - 30	90	NA	\$1,201	\$1,318	\$1,589	c. 72 HEIGHT					\$269
31 - 36	90	NA	\$1,332	\$1,449	\$1,721	d. 80 HEIGHT					\$274
37 - 40	90	NA	\$1,393	\$1,510	\$1,781	e. 90 HEIGHT					\$279
20 - 30	100*	NA	\$1,463	\$1,588	\$1,868	f. 100 HEIGHT					\$289
31 - 36	100*	NA	\$1,595	\$1,720	\$2,000	5. SEAMLESS EDGES					
37 - 40	100*	NA	\$1,655	\$1,780	\$2,060	a. Edges welded - 18, 16, or 14 gauge Handed Doors				W/SEM	\$108
<p>*20 Gage doors are sold A60 Galvanneal only Do not apply A60 adder to 20 gage doors</p> <p><b>ADDITIONAL SPECIFICATION NOTES:</b></p> <ol style="list-style-type: none"> <li>14 gauge are handed with 45H hinges.</li> <li>Non standard sized doors to be priced as next largest standard size door</li> <li>No price add for non-Ceco hardware locations</li> <li>In order for this product to meet Buy American regulations, orders must reflect that they meet "Buy American Act" or "Buy America Act"</li> <li>14 gauge doors designated with Buy America regulations will be constructed W/SEM. Please apply W/SEM add to the door price.</li> </ol>						b. Edges filled				SEM	\$68
						6. UNDERWRITERS LABEL - Per Leaf				AU,BU,O U,CU	\$49
						* Label prices are less closer reinforcement. AU not available 20 gage Maximum size 18, 16 & 14 gage 4080 single, 8080 double Refer to the Tech Data Manual for limitations				TU, TUH LCO	\$12 \$18
						7. WARNOCK HERSEY LABEL - Per Leaf				AW,BW, OW,CW	\$12
						* Label prices are less closer reinforcement. AW not available 20 gage Maximum size 20, 18 & 16 gage 4080 single, 8080 double Refer to the Tech Data Manual for limitations				TW LCO	\$12 \$18
						8. STEEL FRAMED GLASS LITES - SLIMTRIM				SLIM	\$181
						a. V design (30" - 48")				SLIM	\$200
						b. N design (49" - 88")				SLIM	\$249
						c. G design (89" - 140")					\$46
						Perimeter channel add per lite Perimeter inches listed. Perimeter channel required on labeled openings and cutouts over 35" in width or height. For SLIS designs, see Accessories section, page A-3.					
9. Flush Welded Steel Glass Lites - 4885				V	\$232						
a. V design (30" - 48")				N__	\$265						
b. N design (49" - 88")				G	\$309						
c. G design (89" - 140")				FG	\$497						
d. FG design (141" - 240")				4881, 4883	\$140						
e. 3/8" to 1" glass. ADD to the above prices				4887, 4889							
Glazing system must be installed prior to assembly Perimeter inches listed.											

CECO DOOR PRICE LIST	(LP) LEGION EXTRAS	
EXTRAS ADD TO THE BASE DOOR PRICE	CODE	ADD/LEAF
10. CAPS - Top or Bottom a. Screw-in Top Cap Attached b. Screw-in Bottom Cap Attached	STC SBC	\$19 \$19
11. ASTRAGALS - ATTACHED TO DOOR a. 4471 - 68 to 90           1 piece steel b. 4441 - 68 to 90           2 piece steel c. 4451 - 68 to 90           2 piece, 1 steel & 1 aluminum	A04 A03 A01	\$120 \$155 \$155
12. DUTCH DOOR - NON LABELED	DUTCH	\$279
13. DUTCH DOOR SHELF - NON LABEL a. Project both sides       Manufactured off site and b. Project one side         shipped separately	14 gage	\$369 \$265
14. UNDERCUT EXTRA - From Fabrication Dimensions are in 1/16 inch increments 3/4" and 5/8" are standard 3/4 = BLANK ; 5/8 = U10	U____ (U01 THRU U44)  STANDARD	\$19
15. REPLACEMENT DOOR No hinge cutout or reinforcements	Lock Code = LP0 Hinge Code = NHP	No Add
16. EDGE BEVEL Hinge edge beveled 1/8" in 2" with standard lock edge.	(20 gage Not Available) BVH	\$14
<b>NOTES:</b>		

(LP) MADERA DOORS POLYSTYRENE FOAM CORE				CECO DOOR PRICE LIST																																																			
(LP) LEGION SINGLE				(LP) MADERA EXTRAS ADD TO BASE		CODE	ADD/LEAF																																																
LC1, LM1, LM0, LP0		FLUSH		1. CLOSER / HOLDER REINFORCEMENT (14ga)		C1	\$27																																																
WIDTH	HEIGHT	18 ga	16 ga	2. STEEL OPTIONS																																																			
20 - 30	68	\$1,397	\$1,695	Woodgrain oak embossed A40 steel		M40	No add																																																
31 - 36	68	\$1,763	\$2,061	Smooth grain A60 steel		M60	No add																																																
37 - 40	68	\$1,966	\$2,264	3. CAPS - Top or Bottom																																																			
20 - 30	70	\$1,477	\$1,795	a. Screw-in Top Cap Attached		STC	\$19																																																
31 - 36	70	\$1,850	\$2,168	b. Screw-in Bottom Cap Attached		SBC	\$19																																																
37 - 40	70	\$2,082	\$2,400	4. UNDERWRITERS LABEL - Per Leaf		AU,BU,OU, CU	\$49																																																
20 - 30	72	\$1,619	\$1,963	* Label prices are less closer reinforcement.		TU	\$12																																																
31 - 36	72	\$1,953	\$2,297	Maximum size 18 & 16 gage 4080 single, 8080 double		LCO	\$18																																																
37 - 40	72	\$2,159	\$2,503	Refer to the Tech Data Manual for limitations																																																			
20 - 30	80	\$2,017	\$2,395	5. WARNOCK HERSEY LABEL - Per Leaf		AW,BW, OW,CW	\$12																																																
31 - 36	80	\$2,339	\$2,717	* Label prices are less closer reinforcement.		TW	\$12																																																
37 - 40	80	\$2,532	\$2,910	Maximum size 18 & 16 gage 4080 single, 8080 double		LCO	\$18																																																
20 - 30	90	\$3,060	\$3,476	Refer to the Tech Data Manual for limitations																																																			
31 - 36	90	\$3,394	\$3,810	6. GLASS LITES (Flush doors only)																																																			
37 - 40	90	\$3,548	\$3,964	For 1/4" glass thickness:		SLTM																																																	
<table border="1"> <thead> <tr> <th colspan="3">EMBOSSSED DOORS</th> </tr> <tr> <th colspan="3">E601 - 6 PANEL ONLY</th> </tr> <tr> <th>E601*-18 GA ONLY</th> <th colspan="2">18 ga</th> </tr> </thead> <tbody> <tr> <td>28</td> <td>68</td> <td>\$2,122</td> </tr> <tr> <td>30</td> <td>68</td> <td>\$2,122</td> </tr> <tr> <td>**36</td> <td>68</td> <td>\$2,488</td> </tr> <tr> <td>28</td> <td>70</td> <td>\$2,202</td> </tr> <tr> <td>30</td> <td>70</td> <td>\$2,202</td> </tr> <tr> <td>**36</td> <td>70</td> <td>\$2,575</td> </tr> <tr> <th>E603*-18 GA ONLY</th> <th colspan="2">18 ga</th> </tr> <tr> <td>28</td> <td>68</td> <td>\$2,511</td> </tr> <tr> <td>30</td> <td>68</td> <td>\$2,511</td> </tr> <tr> <td>**36</td> <td>68</td> <td>\$2,877</td> </tr> <tr> <td>28</td> <td>70</td> <td>\$2,591</td> </tr> <tr> <td>30</td> <td>70</td> <td>\$2,591</td> </tr> <tr> <td>**36</td> <td>70</td> <td>\$2,964</td> </tr> </tbody> </table> <p>* Includes lite kit ** Only available in M60</p>				EMBOSSSED DOORS			E601 - 6 PANEL ONLY			E601*-18 GA ONLY	18 ga		28	68	\$2,122	30	68	\$2,122	**36	68	\$2,488	28	70	\$2,202	30	70	\$2,202	**36	70	\$2,575	E603*-18 GA ONLY	18 ga		28	68	\$2,511	30	68	\$2,511	**36	68	\$2,877	28	70	\$2,591	30	70	\$2,591	**36	70	\$2,964	Vision Lite - Up to 48" perimeter visible glass		FV	\$310
				EMBOSSSED DOORS																																																			
				E601 - 6 PANEL ONLY																																																			
				E601*-18 GA ONLY	18 ga																																																		
				28	68	\$2,122																																																	
				30	68	\$2,122																																																	
				**36	68	\$2,488																																																	
				28	70	\$2,202																																																	
				30	70	\$2,202																																																	
				**36	70	\$2,575																																																	
				E603*-18 GA ONLY	18 ga																																																		
28	68	\$2,511																																																					
30	68	\$2,511																																																					
**36	68	\$2,877																																																					
28	70	\$2,591																																																					
30	70	\$2,591																																																					
**36	70	\$2,964																																																					
Narrow Lite - 49" to 88" perimeter visible glass		FNV	\$365																																																				
Half Glass - over 89" to 140" perimeter visible glass		HG	\$389																																																				
Full Glass		FG	\$549																																																				
Full Glass - 2 Lites		FG2	\$956																																																				
Full Glass - 3 Lites		FG3	\$1,031																																																				
Full Glass - 4 Lites		FG4	\$1,204																																																				
2 Narrow Lites		2FNV	\$638																																																				
3 Narrow Lites		3FNV	\$955																																																				
* For 1/2" to 1" glass thickness: Add for each lite to above prices			\$140																																																				
<i>Price includes prep and stained lite kit.</i>																																																							
7. UNDERCUT		U01 Thru U44	U__	\$19																																																			
3/4" standard				NO ADD																																																			
8. ASTRAGAL			A07	\$354																																																			
9. MADERA STAIN COLORS																																																							
Golden		CS1		No add																																																			
Autumn		CS2		No add																																																			
Bourbon		CS3		No add																																																			
Salem		CS4		No add																																																			
Provincial		CS5		No add																																																			
Nutmeg		CS6		No add																																																			
Above factory stains included in door price. Primed only not available																																																							
Custom stain color match - inhouse factory formulation		CSX		\$125																																																			
*Send physical sample to be matched to your Customer Service Professional																																																							
10. CORES																																																							
Polyurethane slab core (Flush only)		IU		\$107																																																			
Mineral Core (Flush only)		FT		\$1,111																																																			
Refer to the Tech Data Manual for hardware/size limitations																																																							
11. TOUCH UP STAIN MARKING PENS																																																							
Golden		MS007104		\$56																																																			
Autumn		MS007112		\$56																																																			
Bourbon		MS007120		\$56																																																			
Salem		MS007138		\$56																																																			
Provincial		MS007146		\$56																																																			
Nutmeg		MS007153		\$56																																																			

**ADDITIONAL SPECIFICATION NOTES:**

1. Non-Handed not available
2. Non standard sized doors to be priced as next largest standard size door
3. No price add for non-Ceco hardware locations
4. Manufactured off site and ships seperately, call to verify lead-times, freight cost, and ship schedule
5. If we are unable to match your finish using our pre-formulated materials, additional formulation is available with extended lead time and a set up fee

**(LP) LEGION DOORS  
EMBOSSSED POLYSTYRENE**

**CECO DOOR  
PRICE LIST**

<b>EMBOSSSED DESIGNS E601 &amp; EN61 = 6 PANEL</b>				<b>EXTRAS ADD TO THE BASE PRICE</b>	<b>CODE</b>	<b>ADD/LEAF</b>	
<b>SIZE</b>				<b>1. Non - Handed Option</b>	<b>UP</b>	<b>NO ADD</b>	
<b>GALVANNEAL</b>				<b>2. CLOSER/HOLDER REINFORCEMENT</b>			
LC1, LM1			16A40	14 GAGE Standard	C1	\$27	
LM0, LP0	20A40	18A40					
2668*				<b>3. CAPS - Top or Bottom</b>			
2868*	NA	\$798	\$889	a. Screw-in Top Cap Attached	STC	\$19	
3068				b. Screw-in Bottom Cap Attached	SBC	\$19	
2670*				<b>4. GLASS LITES FOR EMBOSSSED DOORS</b>			
2870*	NA	\$823	\$920	Standard kits are <b>WESTERN REFLECTIONS.</b>			
3070				<b>NOTE:</b> Western Reflections Kits are not available on Colorstyle Doors			
<p>* Hardware &amp; Size Limitations</p> <p>a. E601, E101, E201, E202, E203 28 width - cylindrical only with 2-3/8" backset.</p> <p>b. EN61 = NARROW 6 PANEL 26 width - cylindrical only. 28 width - cylindrical or mortise.</p> <p>c. E601 = 16 Gauge only</p>				FOR 28 & 30 WIDTHS ONLY			
				Add to price of embossed door			
				a. 1/8" GLASS			
				6 PANEL W/G9 LITE	Includes perimeter channel	E605	\$238
				b. 1/2 INSULATED GLASS			
				6 PANEL W/G9 LITE	Includes perimeter channel	E606	\$327
				6 PANEL W/2 LITES AT TOP		E609	\$238
				<b>5. GLASS LITE FOR E603 DOORS</b>			
				a. SLIMTRIM kit - G design	Includes perimeter channel	E603	\$295
				For SLIS designs, see Accessories section, page A-3.			
				<b>6. GLASS LITE FOR E201 DOORS</b>			
				a. SLIMTRIM kit in top panel	Includes perimeter channel	E205	\$295
				For SLIS designs, see Accessories section, page A-3.			
<b>7. NON STANDARD SIZE DOORS</b>							
Price as the next largest standard size door							
<b>8. Undercut U02 - U44</b>							
U13 thru U44 on 70 height for EN61							
3/4" standard							
<b>9. UNDERWRITERS LABEL - Per Leaf</b>							
* Label prices are less closer reinforcement.							
Refer to the Tech Data Manual for limitations							
AU,BU,OU,CU							
TU							
LCO							
\$49							
<b>10. WARNOCK HERSEY LABEL - Per Leaf</b>							
* Label prices are less closer reinforcement.							
Refer to the Tech Data Manual for limitations							
AW,BW,OW,CW							
TW							
LCO							
\$12							
\$12							
\$18							
<b>11. 6'8" ADA COMPLIANT</b>							
ADA = Americans with Disabilities Act							
1-Panel, 2-Panel or 6-Panel							
ADA68							
\$25							
<b>12. EDGE BEVEL</b>							
Hinge edge beveled 1/8" in 2" with standard lock edge.							
BVH							
\$14							
<b>13. SEAMLESS EDGES</b>							
Edges welded							
WSEM							
\$108							
Edges filled							
SEM							
\$68							

<b>HIGH DEFINITION EMBOSSSED E101 = 1-PANEL, E201 = 2-PANEL</b>	
<b>SIZE</b>	<b>GALVANNEAL</b>
LC1, LM1	18A40
LM0, LP0	
2868*	\$798
3068	
2870*	\$823
3070	
2880*	\$1,045
3080	
<b>E202 = ARCHED TOP</b>	
<b>E203 = ARCHED TOP w/PLANKS</b>	
2868*	\$841
3068	
2870*	\$868
3070	
2880*	\$1,102
3080	

Cylindrical lock with 3-1/2" rose will extend over the embossment on 28 & 34 widths.  
Pairs of Doors - Multiply single by 2.  
210 & 310 wide, price as the next largest standard size door.

**(IU) IMPERIAL  
POLYURETHANE FOAM CORE**

**CECO DOOR  
PRICE LIST**

(IU) IMPERIAL SINGLE						(IU) IMPERIAL EXTRAS ADD TO BASE	CODE	ADD/LEAF
LC1, LM1, LM0, LP0		FLUSH				1. Non - Handed Option	VU	NO ADD
WIDTH	HEIGHT	20GL4*	18CRS	16CRS	14CRS	2. CLOSER / HOLDER REINFORCEMENT		
20 - 30	68	\$678	\$673	\$764	\$1,124	14 GAGE Standard	C1	\$27
31 - 36	68	\$823	\$824	\$915	\$1,276	12 GAGE Option	CC	\$32
37 - 40	68	\$936	\$918	\$1,009	\$1,370	3. A60 Galvanneal		
20 - 30	70	\$683	\$687	\$784	\$1,149	a. 68 HEIGHT		\$70
31 - 36	70	\$851	\$850	\$947	\$1,312	b. 70 HEIGHT		\$75
37 - 40	70	\$949	\$949	\$1,046	\$1,410	c. 72 HEIGHT		\$79
20 - 30	72	\$719	\$740	\$842	\$1,213	d. 80 HEIGHT		\$85
31 - 36	72	\$876	\$883	\$985	\$1,356	e. 90 HEIGHT		\$89
37 - 40	72	\$971	\$974	\$1,076	\$1,447	4. G90 Galvanized		
20 - 30	80	\$910	\$925	\$1,034	\$1,409	a. 68 HEIGHT		\$259
31 - 36	80	\$1,081	\$1,045	\$1,154	\$1,530	b. 70 HEIGHT		\$264
37 - 40	80	\$1,122	\$1,135	\$1,244	\$1,620	c. 72 HEIGHT		\$269
20 - 30	90	NA	\$1,348	\$1,465	\$1,844	d. 80 HEIGHT		\$274
31 - 36	90	NA	\$1,484	\$1,601	\$1,981	e. 90 HEIGHT		\$279
37 - 40	90	NA	\$1,555	\$1,672	\$2,051	5. SEAMLESS EDGES		
<p>*20 Gage doors are sold A60 Galvanneal only Do not apply A60 adder to 20 gage doors</p> <p><b>ADDITIONAL SPECIFICATION NOTES:</b></p> <p>1. 14 guage doors include W/SEM 2. 14 Gage Doors are handed with 45H hinges 3. 210 &amp; 310 wide or 610 &amp; 710 high, price as the next largest standard size door</p>						a. Edges welded - 18 or 16 gage Handed Doors	WSEM	\$108
						b. Edges filled	SEM	\$68
						6. NON STANDARD SIZE DOORS		
						Price as the next largest standard size door		
						7. HARDWARE LOCATIONS - Other than CECO		NO ADD
						8. UNDERWRITERS LABEL - Per Leaf	AU,BU, OU,CU	\$49
						Label prices are less closer reinforcement.	TU, TUH	\$12
						AU not available 20 gage	LCO	\$18
						Maximum size 18, 16 & 14 gage 4070 single, 8070 double		
						Refer to the Tech Data Manual for hardware/size limitations		
						9. WARNOCK HERSEY LABEL - Per Leaf	AW,BW, OW,CW	\$12
Label prices are less closer reinforcement.	TW	\$12						
AW not available 20 gage	LCO	\$18						
Maximum size 20, 18 & 16 gage 4070 single, 8070 double								
Refer to the Tech Data Manual for hardware/size limitations								
10. STEEL FRAMED GLASS LITES - SLIMTRIM								
a. V design (30" - 48")	SLIM	\$181						
b. N design (49" - 88")	SLIM	\$200						
c. G design (89" - 140")	SLIM	\$249						
Perimeter channel add per lite		\$46						
Perimeter inches listed. Perimeter channel required on labeled openings and cutouts over 35" in width or height.								
For SLIS designs, see Accessories section, page A-3.								
11. FLUSH WELDED STEEL GLASS LITES - not available								

**CECO DOOR  
PRICE LIST**

**(IU) IMPERIAL  
EXTRAS**

EXTRAS ADD TO THE BASE DOOR PRICE	CODE	ADD/LEAF
12. CAPS - Top or Bottom		
a. Screw-in Top Cap Attached	STC	\$19
b. Screw-in Bottom Cap Attached	SBC	\$19
13. ASTRAGALS - ATTACHED TO DOOR		
a. 4471 - 68 to 90           1 piece steel	A04	\$120
b. 4441 - 68 to 90           2 piece steel	A03	\$155
c. 4451 - 68 to 90           2 piece, 1 steel & 1 aluminum	A01	\$155
14. DUTCH DOOR - NON LABELED	DUTCH	\$279
15. DUTCH DOOR SHELF - NON LABEL	14 gage	
a. Project both sides		\$369
b. Project one side		\$265
16. UNDERCUT EXTRA - From Fabrication Dimensions are in 1/16 inch increments 3/4" and 5/8" are standard 3/4 = BLANK ; 5/8 = U10	U____ (U01 THRU U44)  STANDARD	\$19
17. REPLACEMENT DOOR No hinge cutout or reinforcements Not Available in 14 gage Maxim	Lock Code = LP0 Hinge Code = NHP	No Add

**NOTES:**

(IU) IMPERIAL EMBOSSED POLYURETHANE				CECO DOOR PRICE LIST			
EMBOSSED DESIGNS E601, E801, EC01				EXTRAS ADD TO THE BASE PRICE		CODE	ADD/LEAF
SIZE		GALVANNEAL		1. Non - Handed Option		VU	NO ADD
LC1, LM1 LM0, LP0	20A40	18A40	16A40	2. 16 GAGE E601 PANEL ONLY			
2668* 2868* 3068	\$766	\$905	\$996	3. CLOSER/HOLDER REINFORCEMENT 14 GAGE Standard		C1	\$27
2670* 2870* 3070	\$772	\$930	\$1,027	4. CAPS - Top or Bottom a. Screw-in Top Cap Attached b. Screw-in Bottom Cap Attached		STC SBC	\$19 \$19
<p>* Hardware &amp; Size Limitations</p> <p>a. E101, E201, E202, E203, E601 28 width - cylindrical only with 2-3/8" backset.</p> <p>b. EN61 = NARROW 6 PANEL 26 width - cylindrical only. 28 width - cylindrical or mortise.</p> <p>c. E801 = 8 PANEL 26 width - not available. 28 width - cylindrical only.</p> <p>d. EC01 = CROSS BUCK 26 width - not available. 28 width - cylindrical only.</p> <p>e. E601 = 16 Gauge only</p>				5. GLASS LITES FOR EMBOSSED DOORS Standard kits are <b>WESTERN REFLECTIONS</b> . <b>NOTE:</b> Western Reflections Kits not available on Colorstyle Doors FOR 28 & 30 WIDTHS ONLY Add to price of embossed door			
				a. 1/8" GLASS 6 PANEL W/G9 LITE Includes perimeter channel CROSSBUCK W/G9 LITE Includes perimeter channel		E605 EC05	\$238 \$238
				b. 1/2 INSULATED GLASS 6 PANEL W/G9 LITE Includes perimeter channel CROSSBUCK W/G9 LITE Includes perimeter channel CROSSBUCK W/DIAMOND LITE - 3070 Only EC04 Includes Perimeter Channel		E606 EC06 EC04	\$327 \$327 \$327
				6 PANEL W/2 LITES AT TOP		E609	\$238
				6. STEEL GLASS LITE FOR E603 DOORS a. SLIMTRIM kit - G design Includes perimeter channel For SLIS designs, see Accessories section, page A-3.		E603	\$295
				7. STEEL GLASS LITE FOR E205 DOORS a. SLIMTRIM kit in top panel Includes perimeter channel For SLIS designs, see Accessories section, page A-3.		E205	\$295
				8. NON STANDARD SIZE DOORS Price as the next largest standard size door			
				9. Undercut U02 - U44 U13 - U44 on 70 height for EN61, E801, EC01 3/4" Standard		U__	\$19
				10. UNDERWRITERS LABEL - Per Leaf * Label prices are less closer reinforcement. AU not available in 20 gage Refer to the Tech Data Manual for hardware/size limitations		AU,BU,OU, CU TU LCO	\$49 \$12 \$18
				11. WARNOCK HERSEY LABEL - Per Leaf * Label prices are less closer reinforcement. AW not available in 20 gage Refer to the Tech Data Manual for hardware/size limitations		AW,BW,O W,CW TW LCO	\$12 \$12 \$18
				12. 6'8" ADA COMPLIANT ADA = Americans with Disabilities Act 1-Panel, 2-Panel, 6-Panel or 8-Panel		ADA68	\$25
				13. SEAMLESS EDGES Edges welded - 18 or 16 gage Handed Doors Edges filled		WSEM SEM	\$108 \$68
				<p><b>HIGH DEFINITION EMBOSSED E101, E201, E301</b></p> <p>SIZE GALVANNEAL</p> <p>LC1, LM1 LM0, LP0 18A40</p> <p>2868* 3068 \$905</p> <p>2870* 3070 \$930</p> <p>2880* 3080 \$1,114</p> <p><b>E202 = ARCHED TOP</b></p> <p><b>E203 = ARCHED TOP w/PLANKS</b></p> <p>2868* 3068 \$954</p> <p>2870* 3070 \$981</p> <p>2880* 3080 \$1,176</p>			

Cylindrical lock with 3-1/2" rose will extend over the embossment on 28 & 34 widths.  
Pairs of Doors - Multiply single by 2.  
210 & 310 wide, price as the next largest standard size door.

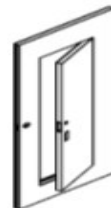


CECO DOOR  
PRICE LIST

NOTES

(MS) MEDALLION DOORS WITH 22 GAGE STIFFENERS						CECO DOOR PRICE LIST					
SINGLE						EXTRAS ADD TO THE BASE PRICE			CODE	ADD/LEAF	
LC1, LM1, LM0, LP0		FLUSH				1. STIFFENERS - 22Ga Cold Rolled Standard					
WIDTH	HEIGHT	18CRS	16CRS	14CRS	12CRS	a. 22 GA GALVANNEAL	22GAGV	\$76			
20 - 30	68	\$669	\$771	\$993	\$1,224	b. 20 GA GALVANNEAL	20GAGV	\$103			
31 - 36	68	\$818	\$921	\$1,142	\$1,374	c. 18 GA COLD ROLLED	18GACR	\$67			
37 - 40	68	\$910	\$1,013	\$1,234	\$1,466	d. 18 GA GALVANNEAL	18GAGV	\$141			
20 - 30	70	\$681	\$791	\$1,027	\$1,276	e. 16 GA COLD ROLLED	16GACR	\$141			
31 - 36	70	\$843	\$953	\$1,189	\$1,439	f. 16 GA GALVANNEAL	16GAGV	\$216			
37 - 40	70	\$943	\$1,052	\$1,289	\$1,539	2. CLOSER / HOLDER REINFORCEMENT					
20 - 30	72	\$735	\$853	\$1,105	\$1,374	14 GAGE - standard	C1	\$27			
31 - 36	72	\$875	\$993	\$1,245	\$1,514	12 GAGE - option	CC	\$32			
37 - 40	72	\$971	\$1,088	\$1,342	\$1,611	3. A60 Galvanneal					
20 - 30	80	\$922	\$1,047	\$1,316	\$1,605	a. 68 HEIGHT		\$70			
31 - 36	80	\$1,052	\$1,178	\$1,447	\$1,736	b. 70 HEIGHT		\$75			
37 - 40	80	\$1,141	\$1,267	\$1,536	\$1,824	c. 72 HEIGHT		\$79			
20 - 30	90	\$1,348	\$1,483	\$1,769	\$2,082	d. 80 HEIGHT		\$85			
31 - 36	90	\$1,478	\$1,613	\$1,899	\$2,211	e. 90 HEIGHT		\$89			
37 - 40	90	\$1,549	\$1,684	\$1,970	\$2,283	f. 100 HEIGHT		\$95			
20 - 30	100**	\$1,563	\$1,707	\$2,015	\$2,347	4. G90 Galvanized					
31 - 36	100**	\$1,687	\$1,831	\$2,138	\$2,471	a. 68 HEIGHT		\$259			
37 - 40	100**	\$1,765	\$1,909	\$2,217	\$2,549	b. 70 HEIGHT		\$264			
<b>ADDITIONAL SPECIFICATION NOTES:</b> 1. 14 Gage doors are handed with 45H hinges. 2. 210 & 310 wide or 610 & 710 high, price as the next largest standard size door. 3. No price add for non-Ceco hardware locations						c. 72 HEIGHT		\$269			
						d. 80 HEIGHT		\$274			
						e. 90 HEIGHT		\$279			
						f. 100 HEIGHT		\$289			
						5. UNDERWRITERS LABEL - Per Leaf			AU,BU,O U,CU	\$49	
						* Label prices are less closer reinforcement.					
						a. Maximum size 18, 16 ga 40100 single, 80100 double			TU	\$12	
						b. Maximum size 14 gage 4090 single, 8090 double			LCO	\$18	
						Refer to the Tech Data Manual for limitations.					
						6. WARNOCK HERSEY LABEL - Per Leaf			AW,BW, OW,CW	\$12	
* Label prices are less closer reinforcement.											
a. Maximum size 18, 16 ga 40100 single, 80100 double			TW	\$12							
b. Maximum size 14 gage 4090 single, 8090 double			LCO	\$18							
Refer to the Tech Data Manual for limitations.											
7. 450° Temperature Rise			BU4	\$408							
Refer to the Tech Data Manual for hardware/size limitations.											
8. FLUSH WELDED STEEL GLASS LITES 4884											
a. V design (30" - 48")			V	\$232							
b. N design (49" - 88")			N__	\$265							
c. G design (89" - 140")			G	\$309							
d. FG design (141" - 240")			FG	\$497							
e. 3/8" to 1" glass. ADD to the above prices			4880, 4882	\$140							
Glazing system must be installed prior to assembly.											
Perimeter inches listed.											
9. UNDERCUT EXTRA - From Fabrication			U__	\$19							
Dimensions are in 1/16 inch increments											
3/4" and 5/8" are standard											
3/4" = BLANK ; 5/8" = U10											
10. SEAMLESS EDGES											
a. Edges welded - handed ONLY, 18, 16, 14, and 12 gage.			W/SEM	\$108							
b. Edges filled			SEM	\$68							

CECO DOOR PRICE LIST		(MS) MEDALLION DOOR EXTRAS	
(MS) MEDALLION DOOR EXTRAS ADD TO BASE PRICE		CODE	ADD/LEAF
16. CAPS - Top or Bottom a. Screw-in Top Cap Attached b. Screw-in Bottom Cap Attached		STC SBC	\$19 \$19
17. DUTCH DOOR - NON LABELED		DUTCH	\$279
18. DUTCH DOOR SHELF - NON LABEL - 14 Gage a. Project both sides b. Project one side			\$369 \$265
19. DUTCH DOOR - LABELED a. UL Ratings - AU, BU, CU, TU - 4072 maximum size	Includes Label	DUTCH	\$377
20. DUTCH SHELF - For Labeled Dutch Door - 14 Gage	Project one side only		\$265
21. LABELED DOUBLE EGRESS FIRE DOORS a. UL- 18 & 16 ga - AU, BU, CU, and TU 80100 Max Size b. WH- 18 & 16 ga - AW, BW, CW, and TW 80100 Max Size c. Astragal (Required Over 80 or 3 hour rating)	Example: 2 CU labels and C1 closers 2 astragals 2 PV8 2 MS 18CRS 3070 F LHR Total	\$76 \$85 \$64 \$681	\$152 \$170 \$128 <u>\$1,362</u> \$1,812
22. 4684 FLUSH LOUVERS All sizes up to 24 x 24 Full Louver - 24 x 68 (3070 door)		LOUVER	PREP
		\$402	\$245
		\$1,023	\$391
23. WELDED ON PLATE ASTRAGAL 4491(A08) Steel plate astragal welded to the door. Available only on Production doors Inactive leaf strike preparation Inactive leaf Flush Bolt preparation Inactive leaf Open Back Strike Preparation Inactive leaf LABEL Open Back Strike Preparation		A08/HEIGHT SLA MF1 thru MF6 SON SOL	\$85 \$45 \$64 \$89 \$212
24. OVERSIZE DOORS UP TO 5'0"x12'0"- 16 & 14 GAGE A60 GALVANNEAL Maximum label size, up to 1-1/2 hour, is 5'0"x12'0" single and 10'0"x12'0" double. <b>Maximum width 5'0", Maximum height 12'0"</b> <b>Thermal pin required on active leaf of fire rated pair - add \$22 per thermal pin prep.</b> a. All doors widths over 4'0" up to 5'0" & All doors heights over 10'0 up to 12'0"	Add to 40100 door price.		\$2,443
25. SPECIAL THICKNESS a. 2", 2-1/4", 2-1/2" ADD to 18, 16 or 14 Gage - Maximum size 40100			\$1,316
26. EDGE BEVEL Hinge edge beveled 1/8" in 2" with standard lock edge.		BVH	\$14
27. BEHAVIORAL HEALTHCARE PATIENT ROOM ACCESS DOORS Price includes patient door prep, easing of door edges, flat plate astragal on face of door, factory install continuous hinge on access door and top cap on patient room door. For doors with windows, refer to option #13 on page M-2 for the kits.  For Step Through Design Non-Fire Rated, refer to Honeycomb Door section, page R-3.  Step Through Design Fire Rated ( Add to 16 ga Medallion door price) Standard configuration (1'8" x 5'0" Access door standard size) Custom configuration (non standard Access door sizes)		BH-S BH-SC	\$2,534 \$3,019



Price does not include hardware preps in either door. Minimum door size 3068-4072 maximum.

(HF) TRIO LAMINATED STIFFENED FIBERGLASS CORE					CECO DOOR PRICE LIST			
SINGLE					(HF) EXTRAS ADD TO BASE	CODE	ADD/LEAF	
LC1, LM1, LM0, LP0		FLUSH			1. NON-HANDED	NF	NO ADD	
WIDTH	HEIGHT	18CRS	16CRS	14CRS	2. STIFFENERS - 22Ga Cold Rolled Standard			
20 - 30	68	\$659	\$750	\$1,111	3. CLOSER / HOLDER REINFORCEMENT			
31 - 36	68	\$804	\$895	\$1,256	14 GAGE - standard	C1	\$27	
37 - 40	68	\$897	\$988	\$1,348	12 GAGE - option	CC	\$32	
20 - 30	70	\$671	\$768	\$1,133	4. A60 Galvanneal			
31 - 36	70	\$830	\$927	\$1,291	a. 68 HEIGHT		\$70	
37 - 40	70	\$927	\$1,024	\$1,389	b. 70 HEIGHT		\$75	
20 - 30	72	\$721	\$823	\$1,194	c. 72 HEIGHT		\$79	
31 - 36	72	\$862	\$964	\$1,335	d. 80 HEIGHT		\$85	
37 - 40	72	\$952	\$1,054	\$1,425	e. 90 HEIGHT		\$89	
20 - 30	80	\$904	\$1,013	\$1,388	5. G90 Galvanized			
31 - 36	80	\$1,032	\$1,141	\$1,517	a. 68 HEIGHT		\$259	
37 - 40	80	\$1,122	\$1,231	\$1,606	b. 70 HEIGHT		\$264	
20 - 30	90	\$1,321	\$1,438	\$1,818	c. 72 HEIGHT		\$269	
31 - 36	90	\$1,456	\$1,573	\$1,953	d. 80 HEIGHT		\$274	
37 - 40	90	\$1,526	\$1,643	\$2,022	e. 90 HEIGHT		\$279	
<b>ADDITIONAL SPECIFICATION NOTES:</b> 1. 14 Gage doors include W/SEM 2. 14 Gage Doors are handed with 45H hinges. 3. 210 & 310 wide or 610 & 710 high, price as the next largest standard size door					6. SEAMLESS EDGES			
					a. Edges welded - 18 or 16 gage Handed Doors	W/SEM	\$108	
					b. Edges filled	SEM	\$68	
					7. STEEL FRAMED GLASS LITES - SLIMTRIM			
					a. V design (30" - 48") Includes Perimeter Channel	SLIM	\$227	
					b. N design (49" - 88") Includes Perimeter Channel	SLIM	\$246	
					c. G design (89" - 140") Includes Perimeter Channel	SLIM	\$295	
					Perimeter inches listed. Perimeter channel required on all cutouts.			
					For SLIS designs, see Accessories section, page A-3			
					8. HARDWARE LOCATIONS - Other than CECO		NO ADD	
					9. NON STANDARD SIZE DOORS			
					Price as the next largest standard size door			
					10. UNDERWRITERS LABEL - Per Leaf	AU	\$78	
					Label prices are less closer reinforcement.	BU,OU, CU	\$49	
Maximum size 18 & 16 gage 4080 single; 8080 pair	TU	\$12						
Refer to the Tech Data Manual for limitations.	LCO	\$18						
11. WARNOCK HERSEY LABEL - Per Leaf	AW	\$41						
Label prices are less closer reinforcement.	BW,OW, CW	\$12						
Maximum size 18 & 16 gage 4080 single; 8080 pair	TW	\$12						
Refer to the Tech Data Manual for limitations.	LCO	\$18						
12. CAPS - Top or Bottom								
a. Screw-in Top Cap Attached	STC	\$19						
b. Screw-in Bottom Cap Attached	SBC	\$19						
13. UNDERCUT - From Fabrication in 1/16" increments	U	\$19						
3/4" and 5/8" are standard	(U01 THRU U44)							
14. FLUSH WELDED STEEL GLASS LITES 4884								
a. V design (30" - 48")	V	\$232						
b. N design (49" - 88")	N	\$265						
c. G design (89" - 140")	G	\$309						
d. FG design (141" - 240")	FG	\$497						
e. 3/8" to 1" glass ADD to the above prices	4880, 4882	\$140						
Glazing system must be installed prior to assembly	4886, 4888							

(HE) TRIO LAMINATED STIFFENED POLYURETHANE FOAM CORE					CECO DOOR PRICE LIST				
SINGLE					(HE) EXTRAS ADD TO BASE			CODE	ADD/LEAF
LC1, LM1, LM0, LP0		FLUSH			1. NON-HANDED			NE	NO ADD
WIDTH	HEIGHT	18CRS	16CRS	14CRS	2. STIFFENERS - 22Ga Cold Rolled Standard				
20 - 30	68	\$815	\$906	\$1,267	3. CLOSER / HOLDER REINFORCEMENT				
31 - 36	68	\$946	\$1,037	\$1,398	14 GAGE Standard			C1	\$27
37 - 40	68	\$1,025	\$1,116	\$1,477	12 GAGE Option			CC	\$32
20 - 30	70	\$831	\$928	\$1,293	4. A60 Galvanneal				
31 - 36	70	\$968	\$1,065	\$1,429	a. 68 HEIGHT				\$70
37 - 40	70	\$1,054	\$1,151	\$1,516	b. 70 HEIGHT				\$75
20 - 30	72	\$889	\$991	\$1,362	c. 72 HEIGHT				\$79
31 - 36	72	\$996	\$1,098	\$1,469	d. 80 HEIGHT				\$85
37 - 40	72	\$1,075	\$1,177	\$1,548	e. 90 HEIGHT				\$89
20 - 30	80	\$1,068	\$1,177	\$1,553	5. G90 Galvanized				
31 - 36	80	\$1,172	\$1,281	\$1,656	a. 68 HEIGHT				\$259
37 - 40	80	\$1,251	\$1,360	\$1,736	b. 70 HEIGHT				\$264
20 - 30	90	\$1,414	\$1,531	\$1,911	c. 72 HEIGHT				\$269
31 - 36	90	\$1,570	\$1,687	\$2,067	d. 80 HEIGHT				\$274
37 - 40	90	\$1,668	\$1,785	\$2,165	e. 90 HEIGHT				\$279
<b>ADDITIONAL SPECIFICATION NOTES:</b> 1. 14 Gage doors include W/SEM 2. 14 Gage Doors are handed with 45H hinges.					6. SEAMLESS EDGES				
					a. Edges welded - 18 or 16 gage Handed Doors			W/SEM	\$108
					b. Edges filled			SEM	\$68
					7. STEEL FRAMED GLASS LITES - SLIMTRIM				
					a. V design (30" - 48") Includes Perimeter Channel			SLIM	\$227
					b. N design (49" - 88") Includes Perimeter Channel			SLIM	\$246
					c. G design (89" - 140") Includes Perimeter Channel			SLIM	\$295
					Perimeter inches listed. Perimeter channel required on all cutouts.				
					For SLIS designs, see Accessories section, page A-3.				
					8. HARDWARE LOCATIONS - Other than CECO				NO ADD
					9. NON STANDARD SIZE DOORS				
					Price as the next largest standard size door				
					10. UNDERWRITERS LABEL - Per Leaf			AU	\$78
Label prices are less closer reinforcement.			BU, OU, CU	\$49					
Maximum size 18 & 16 gage 4080 single; 8080 pair.			TU	\$12					
Refer to the Tech Data Manual for limitations.			LCO	\$18					
11. WARNOCK HERSEY LABEL - Per Leaf			AW	\$41					
Label prices are less closer reinforcement.			BW,OW, CW	\$12					
Maximum size 18 & 16 gage 4080 single; 8080 double.			TW	\$12					
Refer to the Tech Data Manual for limitations.			LCO	\$18					
12. CAPS - Top or Bottom									
a. Screw-in Top Cap Attached			STC	\$19					
b. Screw-in Bottom Cap Attached			SBC	\$19					
13. UNDERCUT - From Fabrication in 1/16" increments			U____	\$19					
3/4" and 5/8" are standard			(U01 THRU U44)						

210 & 310 wide or 610 & 710 high,  
price as the largest standard size door.

<b>(TU) MERCURY ENERGY EFFICIENT STEEL REINFORCED FOAM CORE</b>	<b>CECO DOOR PRICE LIST</b>
---	---------------------------------

SINGLE					(TU) EXTRAS ADD TO BASE	CODE	ADD/LEAF
LC1, LM1, LM0, LP0		FLUSH			1. NON HANDED	TN	NO ADD
WIDTH	HEIGHT	18CRS	16CRS	14CRS			
20 - 30	68	\$735	\$826	\$1,187	2. 20 GAGE not available		NA
31 - 36	68	\$854	\$945	\$1,305			
37 - 40	68	\$926	\$1,017	\$1,377			
20 - 30	70	\$750	\$847	\$1,212	3. CLOSER / HOLDER REINFORCEMENT 14 GAGE Standard	C1	\$27
31 - 36	70	\$873	\$970	\$1,334			
37 - 40	70	\$951	\$1,048	\$1,412			
20 - 30	72	\$802	\$904	\$1,275	4. A60 Galvanneal a. 68 HEIGHT b. 70 HEIGHT c. 72 HEIGHT d. 80 HEIGHT e. 90 HEIGHT		\$70 \$75 \$79 \$85 \$89
31 - 36	72	\$898	\$1,000	\$1,371			
37 - 40	72	\$970	\$1,072	\$1,443			
20 - 30	80	\$964	\$1,073	\$1,449			
31 - 36	80	\$1,057	\$1,166	\$1,541			
37 - 40	80	\$1,129	\$1,238	\$1,613	5. G90 Galvanized a. 68 HEIGHT b. 70 HEIGHT c. 72 HEIGHT d. 80 HEIGHT e. 90 HEIGHT		\$259 \$264 \$269 \$274 \$279
20 - 30	90	\$1,276	\$1,393	\$1,773			
31 - 36	90	\$1,416	\$1,533	\$1,913			
37 - 40	90	\$1,505	\$1,622	\$2,001			

**ADDITIONAL SPECIFICATION NOTES:**

1. 14 Gage doors include W/SEM  
2. 14 Gage Doors are handed with 45H hinges.

6. SEAMLESS EDGES a. Edges welded - 18 or 16 gage Handed Doors b. Edges filled	W/SEM SEM	\$108 \$68
7. NON STANDARD SIZE DOORS Price as the next largest standard size door		
8. HARDWARE LOCATIONS - Other than CECO		NO ADD
9. UNDERWRITERS LABEL - Per Leaf * Label prices are less closer reinforcement.  Maximum size 4070 single, 6070 double Refer to the Tech Data manual for limitations	AU,BU, OU,CU  TU  LCO	\$49  \$12  \$18
10. WARNOCK HERSEY LABEL - Per Leaf * Label prices are less closer reinforcement. Maximum size 4070 single, 6070 double Refer to the Tech Data Manual for limitations.	AW,BW ,OW,C W TW LCO	\$12  \$12  \$18
11. STEEL FRAMED GLASS LITES - SLIMTRIM a. V design (30" - 48") b. N design (49" - 88") c. G design (89" - 140") Perimeter channel add per lite Perimeter inches listed. Perimeter channel required on labeled openings and and cutouts over 35" in width or height. For SLIS designs, see Accessories section, page A-3.	SLIM SLIM SLIM	\$181 \$200 \$249 \$46
12. FLUSH WELDED STEEL GLASS LITES - not available		

210 & 310 wide or 610 & 710 high, price  
as the next largest standard size door.

**CECO DOOR  
PRICE LIST**

**(TU) MERCURY ENERGY EFFICIENT  
EXTRAS**

EXTRAS ADD TO THE BASE DOOR PRICE	CODE	ADD/LEAF
13. CAPS - Top or Bottom a. Screw-in Top Cap Attached b. Screw-in Bottom Cap Attached	STC SBC	\$19 \$19
14. ASTRAGALS - ATTACHED TO DOOR a. 4471 - 68 to 90           1 piece steel b. 4441 - 68 to 90           2 piece steel c. 4451 - 68 to 90           2 piece, 1 steel & 1 aluminum	A04 A03 A01	\$120 \$155 \$155
15. UNDERCUT EXTRA - From Fabrication Dimensions are in 1/16 inch increments 3/4" and 5/8" are standard 3/4 = BLANK ; 5/8 = U10	U____ (U01 THRU U44)  STANDARD	\$19

(TU) MERCURY ENERGY EFFICIENT EMBOSSSED DESIGNS				CECO DOOR PRICE LIST				
<b>EMBOSSSED DESIGNS E601, E801, EC01</b>				<b>EXTRAS ADD TO THE BASE PRICE</b>			<b>CODE</b>	<b>ADD/LEAF</b>
<b>SIZE GALVANNEAL</b>				1. NON HANDED			TN	NO ADD
LC1, LM1 LM0, LP0	20A40	18A40	16A40	2. 16 GAGE E601 PANEL ONLY				
2668* 2868* 3068	NA	\$973	\$1,064	3. CLOSER/HOLDER REINFORCEMENT 14 GAGE Standard			C1	\$27
2670* 2870* 3070	NA	\$993	\$1,090	4. CAPS - Top or Bottom a. Screw-in Top Cap Attached b. Screw-in Bottom Cap Attached			STC SBC	\$19 \$19
* Hardware & Size Limitations a. E101, E201, E202, E203, E601 28 width - cylindrical only with 2-3/8" backset. b. EN61 = NARROW 6 PANEL 26 width - cylindrical only. 28 width - cylindrical or mortise. c. E801 = 8 PANEL 26 width - not available. 28 width - cylindrical only. d. EC01 = CROSS BUCK 26 width - not available. 28 width - cylindrical only. e. E601 = 16 Gauge only				5. GLASS LITES FOR EMBOSSSED DOORS Standard kits are <b>WESTERN REFLECTIONS</b> . <b>NOTE:</b> Western Reflections Kits are not available on Colorstyle Doors FOR 28 & 30 WIDTHS ONLY Add to price of embossed door a. 1/8" GLASS 6 PANEL W/G9 LITE Includes perimeter channel CROSSBUCK W/G9 LITE Includes perimeter channel b. 1/2 INSULATED GLASS 6 PANEL W/G9 LITE Includes perimeter channel CROSSBUCK W/G9 LITE Includes perimeter channel CROSSBUCK W/DIAMOND LITE - 3070 Only EC04 Includes Perimeter Channel 6 PANEL W/2 LITES AT TOP			E605 EC05 E606 EC06 EC04 E609	\$238 \$238 \$327 \$327 \$327 \$238
<b>HIGH DEFINITION EMBOSSSED E101, E201, E301</b>				6. STEEL GLASS LITE FOR E603 DOORS a. SLIMTRIM kit - G design Includes perimeter channel For SLIS designs, see Accessories section, page A-3			E603	\$295
LC1, LM1 LM0, LP0	18A40			7. STEEL GLASS LITE FOR E205 DOORS a. SLIMTRIM kit in top panel Includes perimeter channel For SLIS designs, see Accessories section, page A-3			E205	\$295
2868* 3068	\$973			8. NON STANDARD SIZE DOORS Price as the next largest standard size door				
2870* 3070	\$993			9. Undercut U02 - U44 U13 - U44 on 70 height for EN61, E801, EC01 3/4" standard			U__	\$19
2880* 3080	\$1,217			10. UNDERWRITERS LABEL - Per Leaf * Label prices are less closer reinforcement. Refer to the Tech Data manual for limitations			AU,BU, OU,CU TU LCO	\$49 \$12 \$18
<b>E202 = ARCHED TOP</b>				11. WARNOCK HERSEY LABEL - Per Leaf * Label prices are less closer reinforcement. Refer to the Tech Data Manual for limitations.			AW,B W,OW, CW TW LCO	\$12 \$12 \$18
<b>E203 = ARCHED TOP w/PLANKS</b>				12. 6'8" ADA COMPLIANT ADA = Americans with Disabilities Act 1-Panel, 2-Panel, 6-Panel or 8-Panel			ADA68	\$25
2868* 3068	\$1,066			13. SEAMLESS EDGES Edges welded - 18 or 16 gage Handed Doors Edges filled			W/SEM SEM	\$108 \$68
2870* 3070	\$1,086							
2880* 3080	\$1,312							

Cylindrical lock with 3-1/2" rose will extend over the embossment on 28 width.  
Pairs of Doors - Multiply single by 2.  
210 wide, price as the next largest standard size door.



CECO DOOR PRICE LIST					(TX) ThruLite Full Glass - 16 GA ONLY STILE & RAIL DOOR			
SINGLE (TX) THRULITE FG					EXTRAS	CODE	LIST	
LC1, LM0 or LP0		3-5/8"	5-5/8"	7-5/8"	1. BOTTOM RAIL Other than 12-5/8" 10-5/8", 14-5/8", or 16-5/8" in 2" increments	BR_____	\$87	
WIDTH	HEIGHT	Rail	Rail	Rail				
26 - 30	68	\$1,181	\$1,197	\$1,217	2. A60 Galvanneal a. 68 HEIGHT b. 70 HEIGHT c. 72 HEIGHT d. 80 HEIGHT		\$70 \$75 \$79 \$85	
31 - 36	68	\$1,335	\$1,354	\$1,375				
37 - 40	68	\$1,412	\$1,432	\$1,486				
26 - 30	70	\$1,202	\$1,223	\$1,242	3. CENTER RAIL Add per Rail Add per Rail	3-5/8" 5-5/8" 7-5/8"	CR358 CR558 CR758	
31 - 36	70	\$1,354	\$1,376	\$1,396				
37 - 40	70	\$1,439	\$1,460	\$1,512				
26 - 30	72	\$1,263	\$1,280	\$1,300	4. OPTIONAL GLASS POCKET WIDTH 1/2" to 1" Glass - add per lite	DG	\$140	
31 - 36	72	\$1,393	\$1,414	\$1,463				
37 - 40	72	\$1,467	\$1,490	\$1,553				
26 - 30	80	\$1,418	\$1,441	\$1,462	5. CLOSER REINFORCEMENT 12 Gage - 20"	CC	\$32	
31 - 36	80	\$1,531	\$1,550	\$1,570				
37 - 40	80	\$1,595	\$1,615	\$1,668				
					6. NON STANDARD SIZE DOORS Price as the next largest standard size door			
					7. WELDED ON PLATE ASTRAGAL Steel plate welded to the door Inactive leaf strike preparation Inactive leaf flush bolt preparation	A08 SLA MF2 thru MF6	\$85 \$45 \$64	
					8. FIRE LABEL Label prices are less closer reinforcement. Underwriters Warnock Hersey and 20-minute Refer to the Tech Data Manual for limitations	CU CW,TW, TU LCO	\$49 \$12 \$18	
					9. GP DESIGN - glass top, Center Rail, & 3/8" bottom Steel sandwich panel --Price includes panel and installation.	GP	\$533	
					10. 2P DESIGN - Center Rail, Top & bottom 3/8" Steel sandwich panel --Price includes panel and installation.	2P	\$761	

**Additional Specification Notes:**

1. Door thickness 1-3/4" only. Maximum door size is 4080-single, 8080-double.
2. Top rail, hinge stile and lock stile dimensions are equal.
3. Flush integral glazing standard, 3/8" pocket designed for 1/4" glass. Glass not included.
4. Bottom rail is 12-5/8" standard size. Optional 10-5/8" through 16-5/8" in 2" increments.
5. (16CRS) 16 Gage Cold Rolled standard. Optional for 16 gage galvanneal steel. Only 16 gage.
6. Stiles and rails have fiberglass insulation.
7. Concealed hardware in top rail not available. Narrow style hardware required on 3-5/8" rails.

CECO DOOR  
PRICE LIST

NOTES

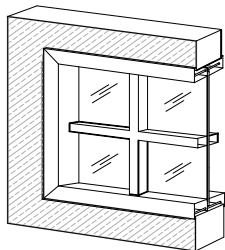
CECO DOOR PRICE LIST		PAINTING EXTRAS
PRODUCTION		DESCRIPTION
CODE	PRICE	
<b>Ceco Prime Finish</b>		
	N/C	Base coat of Ceco primer. (Standard color: Gray)
PG2	\$70	Second coat of primer on <u>Door</u> .
PG2	\$68	Second coat of primer on <u>Frame</u> .
PW1	\$70	One coat of white color primer on door.
PW1	\$68	One coat of white color primer on frame.
	\$898	Set up charge per order per white color primer. Never waived.
<b>Colorstyle Factory Prefinishing - Doors</b>		
		Colorstyle Finish - 4090 Maximum Door Size. One color per door.  Colorstyle Finish is <u>Not Available</u> on Thrulite, specialty doors, oversized doors and doors over 1-3/4" thickness.
P99	\$139	One coat of Colorstyle Finish on door.
P9X	\$102	Second coat of Colorstyle Finish on door. Add to the price for one coat above.
	\$898	Set up charge per order per color. Never waived.
<b>Colorstyle Factory Prefinishing - Frames</b>		
		Colorstyle Finish - 8090 maximum size KD - 3PC frame. One color per frame.  Colorstyle Finish - 4090 maximum size welded - 3PC frame. One color per frame.
P99	\$139	One coat of Colorstyle Finish on frame.
P9X	\$102	Second coat of Colorstyle Finish on frame. Add to the price for one coat above.
	\$898	Set up charge per order per color. Never waived.
<b>Asphaltic Frame Undercoating</b>		
AFC	\$111	Add Per 3 - Sided Frame.
AFC	\$37	Add Per Individual Frame Piece
AFC	\$54	Add Per Individual Mullion

**SLIM TRIM MULTI-LITE  
GLASS LITE KITS**

**CECO DOOR  
PRICE LIST**

CODE	FOR 3/16" & 1/4" GLASS THICKNESS			Installed glass kit per door price = kit + door prep.		
	NOMINAL VISIBLE GLASS SIZE			Kit	Prep Charge	Perimeter Channel
G2	2068 Thru 4090	up to	34" x 30"	\$426	\$94	\$46
G3	2068 Thru 4090	up to	34" x 30"	\$483	\$94	\$46
G4	2068 Thru 4090	up to	34" x 30"	\$539	\$94	\$46
G5	2068 Thru 4090	up to	34" x 30"	\$599	\$94	\$46
G6	2068 Thru 4090	up to	34" x 30"	\$640	\$94	\$46
G8	2068 Thru 4090	up to	34" x 30"	\$742	\$94	\$46
G9	2068 Thru 4090	up to	34" x 30"	\$796	\$94	\$46
FG5	2068 Thru 4090	up to	34" x 78"	\$926	\$94	\$72
FG8	2068 Thru 4090	up to	34" x 78"	\$1,107	\$94	\$72
FG9	2068 Thru 4090	up to	34" x 78"	\$1,160	\$94	\$72
FG10	2068 Thru 4090	up to	34" x 78"	\$1,188	\$94	\$72
FG12	2068 Thru 4090	up to	34" x 78"	\$1,351	\$94	\$72
FG15	2068 Thru 4090	up to	34" x 78"	\$1,507	\$94	\$72

*FG designs will be priced and provided with perimeter channel*



**Features:**

1. Vision frame is 18 ga
2. Mullions are 16 ga x 1/2" x 1/2" steel tube equally spaced
3. Finish is grey primer.
4. For 1-3/4" door thickness only.

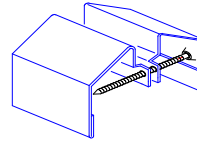
*\*Note: Any door cutout greater than 35" in either the width or height, the perimeter channel reinforcement must be added. If the door cutout requires a stile or rail less than 5-1/2", the perimeter channel reinforcement must be added. A Full Glass door must be priced with the perimeter channel reinforcement add. Cutouts in Trio doors require perimeter channel reinforcement.*

**CECO DOOR  
PRICE LIST**

**SLIM TRIM GLASS LITE KITS  
& FACTORY INSTALLED GLASS**

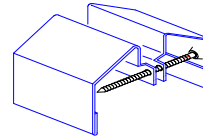
**Slim Trim Lite Kits: 3/8" Pocket**

Door Code Design	Size Perimeter Inches	Slim Kit	Door Prep	Perimeter Channel*
V	30" - 48"	\$87	\$94	\$46
N*	49" - 88"	\$106	\$94	\$46
G*	89" - 140"	\$155	\$94	\$46
FG*	141" - 244"	\$219	\$94	\$72



**SLIS Trim Lite Kits: 9/16", 13/16" or 1-1/16" Pocket**

Door Code Design	Size Perimeter Inches	SLIS Kit	Door Prep	Perimeter Channel*
V	30" - 48"	\$184	\$94	\$46
N*	49" - 88"	\$202	\$94	\$46
G*	89" - 140"	\$252	\$94	\$46
FG*	141" - 244"	\$313	\$94	\$72



**Round Vision Lite Kits by Anemostat: 3/8" Pocket**

Door Code Design	Size Visible Glass	Kit	Door Prep	Perimeter Channel
FP12	11"	\$902	\$188	\$72
FP18	17"	\$1,470	\$188	\$72
FP24	23"	\$1,509	\$188	\$72

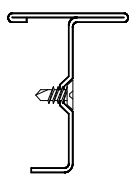
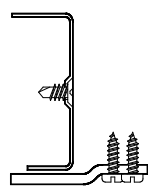
*\*Note: Any door cutout greater than 35" in either the width or height, the perimeter channel reinforcement must be added. If the door cutout requires a stile or rail less than 5-1/2", the perimeter channel reinforcement must be added. A Full Glass door must be priced with the perimeter channel reinforcement add. Cutouts in Trio doors require perimeter channel reinforcement.*


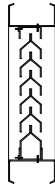
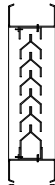
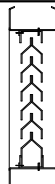

1. Installed glass kit per door price = kit + door prep.
2. Door prep charge does not include perimeter channel.
3. Perimeter channel is required on all labeled doors.
4. Refer to the Tech Data manual for fire ratings and maximum exposed glass per door.

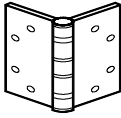
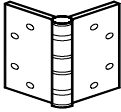
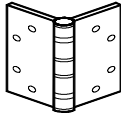
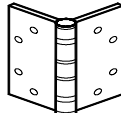
**Glass Factory Installed (Add to Slim Trim and SLIS kit prices above)**

Door Code Design	Size Visible Glass Perimeter Inches	14CLT	14FW	316PF	38PL	58CLT	1CLT
		1/4" Clear Tempered	1/4" Filmed Wire	Keralite® Filmed	Keralite® Laminated	5/8" IGU	1" IGU
V	30" - 48"	\$231	\$383	\$615	\$1,021	\$441	\$445
N	49" - 88"	\$231	\$512	\$1,402	\$2,622	\$441	\$445
G	89" - 140"	\$317	\$1,326	\$3,543	\$6,933	\$638	\$644
FG	141" - 240"	\$487	\$2,449	\$7,715	\$15,398	\$1,015	\$1,019

1. Refer to the Tech Data manual for fire ratings and maximum exposed glass per door.
2. Glass types - 1/4" clear tempered, 5/8" IGU and 1" IGU - not available with fire rating.


ASTRAGALS				CECO DOOR PRICE LIST		
(STRIKE and/or FLUSHBOLT CODE ON DOOR DICTATES HARDWARE PREPS ON ASTRAGAL)						
PRODUCTION		MATERIAL LIST		DESCRIPTION		
CODE	PREP					
<b>ONE PIECE STEEL ASTRAGAL</b>						
A04	\$35	\$85		4471/68	FOR 6'-8"	door height
				4471/70	FOR 7'-0"	door height
				4471/72	FOR 7'-2"	door height
				4471/710	FOR 7'-10"	door height
				4471/80	FOR 8'-0"	door height
				4471/90	FOR 9'-0"	door height
<b>TWO PIECE ASTRAGAL - STEEL CHANNEL &amp; STEEL PLATE</b>						
A03	\$70	\$85		4441/68	FOR 6'-8"	door height
				4441/70	FOR 7'-0"	door height
				4441/72	FOR 7'-2"	door height
				4441/710	FOR 7'-10"	door height
				4441/80	FOR 8'-0"	door height
				4441/90	FOR 9'-0"	door height
4441/100	FOR 10'-0"	door height				
<b>STRIP OR CHANNEL ONLY OF TWO PIECE ASTRAGAL</b>						
(A4411)/(HGT)/CH	\$35	\$46		Channel - with ANSI Strike Prep		
(TYPE)/(HGT)/STR	\$35	\$39		Strip-A03 OR A05 (FPL)		
<p>1. The above astragals may be used on beveled and square edged door leaves.</p> <p>2. Fasteners included with astragals.</p> <p>3. The 1st letter(s) in the description indicates the hardware preparation:</p> <p style="margin-left: 20px;">A = 4-7/8 Strike prep only.</p> <p style="margin-left: 20px;">AF = 4-7/8 Strike prep, cutout and reinforced for ANSI top and bottom flush bolts.(Add for flush bolt prep-door).</p> <p style="margin-left: 20px;">P = NO hardware cutouts or preps.</p> <p style="margin-left: 20px;">PF = NO strike prep, but cutout and reinforced for ANSI top and bottom flush bolts.(Add for flush bolt prep-door).</p>						
HANDING:	SWING	ORDER	SWING	ORDER		
	RRA (RHRA)	RH	LRA (LHRA)	LH		
	RA (RHA)	LH	LA (LHA)	RH		
<b>WELDED ON PLATE ASTRAGAL (A08) 4491 - (MS) Medallion and (TX) ThruLite Doors</b>						
A08/height	\$45	\$40		Steel plate astragal welded to door		
SLA	\$45			Inactive leaf strike preparation		
MF2 thru MF6	\$64			Inactive leaf Flush Bolt Prep		
SON	\$103			Inactive leaf OPEN Back Strike prep		
SOL	\$223			Inactive leaf LABEL OPEN Back Strike prep		

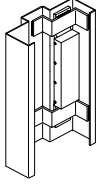

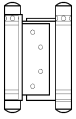
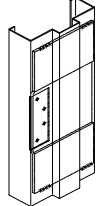

CECO DOOR PRICE LIST				LOUVERS		
Installed louver per door price = prep + material						
CODE	PREP	MATERIAL LIST	INSECT SCREEN	LOUVER	PROFILE	NOMINAL SIZE
<b>4634 FIXED INVERTED SLAT LOUVER (Full louver prep includes perimeter channel)</b>						
4634/size BL, TL, DL	\$94	\$175	\$62	4634/1212		12" X 12"
		\$243	\$62	4634/2412		24" X 12"
		\$345	\$62	4634/2424		24" X 24"
4634/size FL	\$166	\$742	\$148	4634/2460		24" X 60"
		\$845	\$148	4634/2464		24" X 64"
<b>SPECIAL SIZE 4634 FIXED INVERTED SLAT LOUVER (Full louver prep includes perimeter channel)</b>						
4634/size* BL, TL, DL	\$94	\$228	\$62	0" to 72"		
		\$342	\$62	96"		
		\$475	\$117	120"		
4634/size FL	\$166	\$974	\$227	190"		
		\$1,324	\$227	228"		
<b>4634HC WINDSTORM FIXED INVERTED SLAT LOUVER (Prep includes perimeter channel)</b>						
4634HC/size BL, TL, DL	\$140	\$246	\$62	4634HC/1212		12" X 12"
		\$390	\$62	4634HC/2412		24" X 12"
		\$684	\$62	4634HC/2424		24" X 24"
4634HC/size FL	\$166	\$1,550	\$148	4634HC/2460		24" X 60"
		\$1,643	\$148	4634HC/2464		24" X 64"
<b>SPECIAL SIZE 4634HC WINDSTORM FIXED INVERTED SLAT LOUVER (Prep includes perimeter channel)</b>						
4634HC/size BL, TL, DL	\$140	\$431	\$62	0" to 72"		
		\$684	\$62	96"		
		\$1,010	\$117	120"		
4634HC/size FL	\$166	\$2,183	\$227	190"		
		\$2,762	\$227	224"		
<b>FUSIBLE LINK INVERTED SLAT LOUVER - FLDL (Prep includes perimeter channel)</b>						
BL FLDL/size	\$140	\$656		Sizes up to 24" x 24"		24" x 24"
<p>Features: For 1/3/4" doors. Galvanized standard.</p> <p><i>*Note: For any door louver cutout greater than 35" in either the width or height, the perimeter channel reinforcement must be added. If the door cutout requires a stile or rail less than 5-1/2", the perimeter channel reinforcement must be added. Cutouts in Trio doors require perimeter channel reinforcement. Refer to page A-21 for perimeter channel prices.</i></p>						




DOOR & FRAME PREP CHARGES			CECO DOOR PRICE LIST	
PRODUCTION			DESCRIPTION	
CODE	DOOR	FRAME	ADD TO DOOR OR FRAME PRICE	
<b>FULL MORTISE HINGE PREP</b>				
45R	NO ADD			3 ea 4.50 x .134
45R	NO ADD			4 ea 4.50 x .134
45H	NO ADD			3 ea 4.50 x .180
45H	NO ADD			4 ea 4.50 x .180
NOTE: CONVERSION - Non-Handed Doors with Heavy Weight Hinges MUST go to conversion to remove PIPS				
45H	\$18	\$18	Remove Pips - Door or Frame	3 ea 4.50 x .180
45H	\$24	\$24	Remove Pips - Door or Frame	4 ea 4.50 x .180
50R	\$15	\$15		3 ea 5.00 x .146
50R	\$20	\$20		4 ea 5.00 x .146
50H	\$15	\$15		3 ea 5.00 x .190
50H	\$20	\$20		4 ea 5.00 x .190
60R	\$270	\$270		3 ea 6.00 x .160
60R	\$359	\$359		4 ea 6.00 x .160
60H	\$270	\$270		3 ea 6.00 x .203
60H	\$359	\$359		4 ea 6.00 x .203
<b>EACH ADDITIONAL HINGE PREP OVER STANDARD QUANTITY</b>				
HNG4	\$13	\$13	NOTE: If door already has 4 hinges, use HNG5.	
<b>DOUBLE MORTISE HINGE PREP STANDARD &amp; HEAVY WEIGHT</b>				
DM1	\$23	N/A		3 ea 4.50 x .134
DM1	\$31	N/A		4 ea 4.50 x .134
DM2	\$23	N/A		3 ea 4.50 x .180
DM2	\$31	N/A		4 ea 4.50 x .180
DM3	\$23	N/A		3 ea 5.00 x .146
DM3	\$31	N/A		4 ea 5.00 x .146
DM4	\$23	N/A		3 ea 5.00 x .190
DM4	\$31	N/A		4 ea 5.00 x .190
<b>HALF or SURFACE MOUNTED HINGE REINFORCEMENT</b>				
H2S	\$62	\$74		3 HINGES
H2S	\$82	\$99		4 HINGES
<b>ELIASON HINGE REINFORCEMENT</b>				
ELIASON	Single Frame	\$67		
ELIASON	Double Frame	\$134		




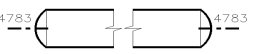





CECO DOOR PRICE LIST			DOOR AND FRAME PREPARATION CHARGES
PRODUCTION		ITEM DESCRIPTION	
CODE	DOOR	FRAME	Add to door or frame except as noted.
<b>OVERLAPPING HINGE REINFORCEMENT</b>			
H1X	\$61	N/A	An additional flat bar welded over the standard 7 Ga hinge reinforcement full height of the door.
<b>SPECIAL HINGE SPACING</b>			
HSP or ___H	NO ADD	NO ADD	Top of door to the CENTER LINE of the top hinge, and to the CENTER LINE of each of the other hinge reinforcements.  See Order Writing Manual for appropriate ___H <b>(Ex. CUH = Curries Hinge Spacing)</b>
<b>SPECIAL HINGE BACKSET</b>			
HNG316 HNG516	\$39 \$39	N/A N/A	3/16" (NOT AVAILABLE ON 16 gage Doors) 5/16"  Non-handed doors, Omega, Versadoor and Ultrador, are available ONLY with standard 1/4" backset.
<b>ANCHOR HINGES</b>			
		S Series ONLY	a. Includes mortise and blank reinforcement at the top location. Attachment
		ADD PER JAMB	screw holes in the top hinge reinforcement are to be drilled and tapped in the field. 5.00 x .190 mortised and tapped reinforcements are provided at the center and the bottom location
AH1 AH1	\$151	\$218	DOOR FRAME
AH2 AH2	\$309	\$309	b. Same as above except the top hinge reinforcement has all holes drilled and tapped. Welded frames only - must add for welded corners. DOOR FRAME
<b>NO HINGE PREP</b>			
NHP	NO ADD	NO ADD	Hinge edge of door is blank
<b>REWORK HINGE DUE TO HINGE SPACING</b>			
	\$50	\$50	When hinge spacings are too close for standard reinforcements to be used. Price is per hinge.


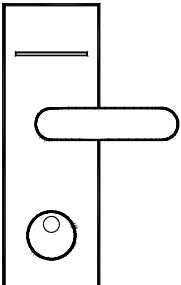







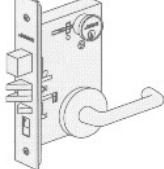
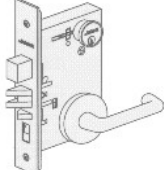
DOOR AND FRAME PREPARATION CHARGES			CECO DOOR PRICE LIST	
PRODUCTION			ITEM DESCRIPTION	
CODE	DOOR	FRAME	Add to door or frame except as noted.	
<b>HIGH FREQUENCY HINGE REINFORCEMENT</b>				
HFS		Per Hinge \$19		Includes attaching two FHRS58 to the top hinge reinforcement
HFA		\$57		
<b>FULL MORTISE PIVOT - add for bevel door edge per hardware template</b>				
MP1	\$406	SQ SERIES PER JAMB		<ol style="list-style-type: none"> <li>1. Preparation for top and bottom pivots only.</li> <li>2. Preparation for top, bottom and one intermediate pivot.</li> <li>3. Preparation for top, bottom and two intermediate pivot.</li> </ol>
PV1		\$180		
MP2	\$529	\$240		
PV2		\$240		
MP3	\$652	\$300		
PV3		\$300		
BVH	\$14		Hinge edge bevel 1/8" in 2"	
<b>DOUBLE ACTING SPRING HINGES</b>				
SH1 (2)Hinges		\$46		Reinforcing only with 12 ga plate welded at hinge locations on each jamb. NO holes are drilled or tapped. Provide over sized cased opening width so bull nose can be used.
SH2 (3)Hinges		\$69		
SH3 (4)Hinges		\$92		
SHX	\$122			
<b>FULL DEPTH HINGE REINFORCEMENT</b>				
H1X FRAME DEPTH 512 to 858 858 to 1058		Per Hinge \$31 \$51		7 ga reinforcement full depth of frame for 4.5 or 5.0 high template hinges
<b>CONTINUOUS GEARED HINGE REINFORCEMENT - per jamb</b>				
CHR	\$77	\$60		Reinforced full height of door. Reinforced full height of frame for rabbet or face mount. No drilling or tapping for attachment screws. Door can be undersized for existing frame or frame head can be oversized for standard door width.

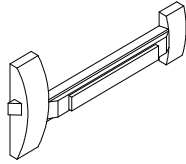

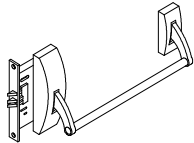
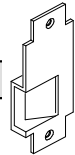
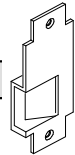
CECO DOOR PRICE LIST			DOOR AND FRAME PREPARATION CHARGES	
PRODUCTION			ITEM DESCRIPTION	
CODE	DOOR	FRAME	Add to door or frame except as noted.	
<b>POCKET PIVOT HINGE</b>				
P1X, P3X P5X, P7X P2X, P4X P6X, P8X	\$459	SQ SERIES PER JAMB		1. DOOR Includes drill, tap and edge modification.  3 HINGE PREP  4 HINGE PREP
	\$610			2. FRAME Includes premium for special profile.  3 HINGE PREP  4 HINGE PREP
P1X, P3X P5X, P7X P2X, P4X P6X, P8X		\$397		
		\$529		
Above prices DO NOT include any double egress frame charges				
<b>INVISIBLE HINGE</b>				
IH2 IH3	\$567	SQ SERIES PER JAMB		1. DOOR Includes mortise and tapping reinforcement.  3 HINGE PREP 4 HINGE PREP
	\$756			2. FRAME Includes mortise and tapping reinforcement.  3 HINGE PREP 4 HINGE PREP
IH2 IH3		\$567		
		\$756		
<b>RESCUE HARDWARE</b>				
RS1	\$406	SC SERIES PER JAMB		1. Includes pivot preps on the DOOR.
RS1		\$238		2. Includes pivot preps and emergency stop.
K		\$127		3. Double Lip Strike.
ES1		\$58		4. Emergency Stop

DOOR AND FRAME PREPARATION CHARGES			CECO DOOR PRICE LIST	
PRODUCTION			DESCRIPTION	
CODE	DOOR	FRAME	Add to door or frame except as noted.	
<b>FLOOR CHECKING HINGE - SINGLE ACTING</b>				
FC1	\$406			<b>DOOR*</b> 1. Includes preparation for top pivot and bottom checking device.
FC2	\$529			2. Includes preparation for top and one intermediate pivot and bottom checking device
FC3	\$652			3. Includes preparation for top and two intermediate pivots and bottom checking device
BVH	\$14			* <b>NOTE:</b> Add for bevel door edge per hardware template Hinge edge bevel 1/8" in 2"
		PER JAMB		<b>FRAME</b>
FH1		\$95		1. Includes preparation for top pivot
FH2		\$155		2. Includes preparation for top pivot and (1) intermediate pivot.
FH3		\$215	3. Includes preparation for top pivot and (2) intermediate pivots.	
<b>FLOOR CHECKING HINGE - DOUBLE ACTING</b>				
FC4	\$406	PER JAMB		1. DOOR* - Includes preparation for top pivot and bottom checking device.
FH4		\$95		2. FRAME - Includes preparation for top pivot. Cased opening frame required
			* <b>NOTE:</b> Add for bevel door edge per hardware template	
<b>INTERMEDIATE PIVOT</b> Usually used with single acting floor checks				
	\$123	PER JAMB		1. DOOR - Includes preparation for one intermediate pivot.
		\$60		2. FRAME- Includes preparation for one intermediate pivot.
			<b>NOTE:</b> Add for bevel door edge per hardware template	
<b>BULL NOSE FEATURE</b> Use on lock edge of double acting doors				
4783LH	\$556			Bullnose on lock & hinge edge
4783L	\$278			Bullnose on lock edge only
4783H	\$278			Bullnose on hinge edge only

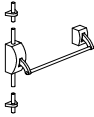
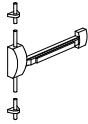
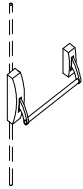

CECO DOOR PRICE LIST			DOOR AND FRAME PREPARATION CHARGES	
PRODUCTION			ITEM DESCRIPTION	
CODE	DOOR	FRAME	Add to door or frame except as noted.	
<b>SURFACE BOLTS</b>				
SB1	\$45			Reinforce top & bottom of door and/or frame. NO holes are provided
C26		\$33		UNEQUAL RABBET FRAMES
H16		\$24		UNEQUAL OR EQUAL RABBET FRAMES
SR6 OR SR7		\$21		EQUAL RABBET FRAMES
<b>FLUSH BOLTS</b> - See Order Writing Manual for code - Attachment holes, drilled & tapped				
MF1thru MF8	\$64			a. Standard ANSI-A115.4 PLUS an astragal charge
MF1thru MF8	\$64			b. Standard ANSI-A115.4 WITHOUT an astragal
*MFX	\$286			c. NON-ANSI standard PLUS an astragal charge
*MFX	\$476			d. NON-ANSI standard WITHOUT an astragal
				e. Flush Bolt Guide Top & Bottom.
<b>STRIKES</b>				
FB		\$13		a. SDI standard is a 9/16" hole in the frame head.
MFB		\$20		b. Reinforced and mortised for ANSI strike in the head. (Use for Dutch door prep)
RFB		\$32		c. Reinforce and mortise for Reversible Flush Bolt strike (RFB) assembly
XFB		\$95		d. NON-ANSI standard
<b>AUTOMATIC FLUSH BOLT</b> - See Order Writing Manual for code -Attachment holes, drilled & tapped				
AF1thru AF5	\$64			a. Standard ANSI-A115.4 PLUS an astragal charge
AF1thru AF5	\$64			b. Standard ANSI-A115.4 WITHOUT an astragal
*AFX	\$286			c. NON-ANSI standard PLUS an astragal charge
*AFX	\$476			d. NON-ANSI standard WITHOUT an astragal
<b>STRIKES</b>				
SFB		\$50		Reinforced and mortised for ANSI lip strike in frame head.
<b>LOCK STRIKE ON INACTIVE LEAF - NO ASTRAGAL</b>				
SLA	\$45			Reinforced and mortised for 4-7/8" ANSI lipped strike in the inactive door.
SLG	\$31			Reinforced and mortised for 2-3/4" ANSI lipped strike in the inactive door.

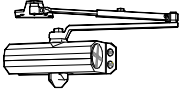
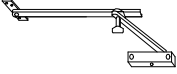


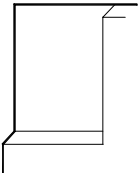
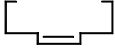

DOOR AND FRAME PREPARATION CHARGES			CECO DOOR PRICE LIST	
PRODUCTION			DESCRIPTION	
CODE	DOOR	FRAME	Add to door or frame except as noted.	
<b>SPECIAL LOCK HEIGHT</b>				
SLH	NO ADD	NO ADD	Other than CECO standard hardware locations	
<b>UNIT OR MONO LOCKS</b>				
U1	\$25			UNIT LOCK
U2	\$25			MONO LOCK
MLX	\$423			SPECIAL UNIT or MONO LOCK
<b>CODED ACCESS LOCKS</b>				
LS1	\$31		Simplex 1000 Series Lock	
LS2	\$31		Simplex 1000 Series Lock WITH Thumb Turn	
LC9	\$45		Corbin Russwin CL33700; CL33800	
<b>DUMMY TRIM REINFORCEMENT</b>				
MLX	\$69			
<b>ALARM LOCK PREPARATION</b>				
MLX	\$45	\$17		
<b>BACKSET 3-3/4, or 5 inch</b>				
LC3	\$31		3-3/4"	Relocate prep
LC4	\$31		5"	Relocate prep
<b>HOSPITAL LATCH 5 or 7 inch</b>				
ML2	\$48		5"	
ML5	\$48		7"	
<b>CARD READER HOTEL LOCKS</b>				
LV1	\$33			<b>VINGCARD HOTEL LOCK</b>
S		No add		Preparation for reinforcing & function holes. Through bolt holes to be drilled in the field.
X		\$13		Standard 4-7/8" ANSI lipped strike prep - non auto deadbolt
LM4	\$33			Vingcard 4-7/8" strike prep - auto deadbolt
				<b>TESA HOTEL LOCK</b>
				Preparation for reinforcing & function holes. Through bolt holes to be drilled in the field.
<b>CYLINDRICAL LOCKS WITH LEVER HANDLES</b>				
LC2	NO ADD			Prep for through bolt holes per the template.
SLA	\$45			Strike Inactive Leaf with astragal
<b>PADLOCK EYE</b>				
P9		\$46		Reinforce and prep for Stanley 298280 padlock eye.
<b>ROSELESS TRIM CYLINDRICAL LOCK</b>				
MLX	\$31			Example: Corbin Russwin TL3700 series

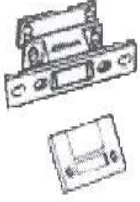
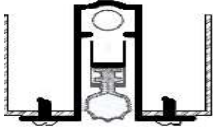
CECO DOOR PRICE LIST			DOOR AND FRAME PREPARATION CHARGES	
PRODUCTION			DESCRIPTION	
CODE	DOOR	FRAME	Add to door or frame except as noted.	
<b>MORTISE DEADLOCKS</b>				
M___ P3, P4 or P5	\$64	\$60		1. SINGLE DOOR a. Fabrication b. Frame strike.
M___ P3	\$64 \$60			2. PAIR OF DOORS - a. Fabrication b. Strike inactive leaf. With or without astragal.
<b>CYLINDRICAL DEADLOCK</b>				
D___ P1 or P2	\$50	\$31		1. SINGLE DOOR a. Fabrication b. Frame strike.
D___ P1 or SLG	\$50 \$31			2. PAIR OF DOORS - a. Fabrication b. Strike inactive leaf. With or without astragal.
<b>DOUBLE SECURITY LOCK</b>				
DL1 DL2	\$43 \$43			1. SPACING ON DOOR a. 4 inch b. 6 inch
H I		\$43 \$43		2. STRIKES / FRAME a. 4 inch on center b. 6 inch on center
SD4 SD6	\$120 \$120			3. STRIKES/DOOR - NO AST. a. 4 inch on center b. 6 inch on center
<b>SECTIONAL TRIM MORTISE LOCKS EXCEPT SQUARE EDGE DOORS</b>				
LM2	NO ADD			Preparation done in fabrication includes reinforcing and function holes. Bevel edge doors only. (ie.Cylinders, turnpiece & spindle). All through bolt holes are to be drilled in the field. Strike inactive leaf -NO astragal Master Ring Cylinder
SLA	\$45 \$58			
<b>SECTIONAL TRIM MORTISE LOCKS for SQUARE EDGE DOORS</b>				
BS	\$58			Preparation done in conversion includes reinforcing and function holes. Square edge doors only. (ie.Cylinders, turnpiece & spindle). All through bolt holes are to be drilled in the field. Master Ring Cylinder
	\$58			
<b>ADAMS RITE MS1850</b>				
MLX PX	\$69	\$60		

DOOR AND FRAME PREPARATION CHARGES			CECO DOOR PRICE LIST
PRODUCTION		DESCRIPTION	
CODE	DOOR	FRAME	Add to door or frame except as noted.
<b>RIM EXIT DEVICE</b>			
PR1	\$33		 1. REINFORCE ONLY A 14 ga reinforcement at the lock edge, and the hinge edge. No function holes are provided.
PR2	\$33		2. PREPARATION ONLY Provides template cutouts for function holes. Holes for through bolts, handles, brackets and trim to be drilled in field.
PR3	\$33		3. REINFORCE & PREPARATION - A 14 ga reinforcement at the lock edge, and the hinge edge. Provides template cutouts for function holes. Holes for through bolts, handles, brackets and trim to be drilled in field.
<b>STRIKES FOR RIM EXITS</b>			
CR8		\$33	1. Reinforce for surface mounted.
HCR8		\$21	2. Reinforce for surface mounted.
R		\$21	3. Rim panic strike reinforce only.
SP		\$21	4. Reinforced & mortised.
<b>RIM STRIKE FOR RIM EXIT DEVICE</b>			
SRP	\$14		REINFORCEMENT ONLY 
<b>MORTISE EXIT DEVICE</b>			
PM1	\$36		 1. REINFORCE ONLY - Government 86 reinforcement at the lock edge and a 14 gage reinforcement at hinge edge. NO function holes are provided.
PM2	\$64		2. REINFORCE & PREPARATION - Government 86 reinforcement at the lock edge and a 14 gage reinforcement at hinge edge. Function holes are included. Holes for through bolts, handles, brackets and trim to be drilled in the field. Strike ANSI-A115.1
<b>OPEN BACK STRIKE</b>			
SON	\$103		Inactive leaf of pairs of doors with combination mortise and vertical rod exit devices. 
<b>LABELED FIRE DOOR OPEN BACK STRIKE</b>			
SOL	\$223		Door edge must be reinforced and prepared in fabrication. 



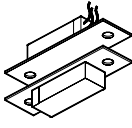


CECO DOOR PRODUCTS PRICE LIST			DOOR AND FRAME PREPARATION CHARGES
PRODUCTION		DESCRIPTION	
CODE	DOOR	FRAME	Add to door or frame except as noted.
<b>SURFACE VERTICAL ROD EXIT DEVICE</b>			
PV3	\$64		 <p>1. REINFORCE ONLY - A 14 ga reinforcement at the lock edge and hinge edge also at the top and bottom of the lock edge. NO operational function holes are provided.</p>
PV8	\$64		 <p>2. REINFORCE &amp; PREPARATION - A 14 ga reinforcement at the lock edge and hinge edge also at the top and bottom of the lock edge. Provides template cutouts for operational function holes. Holes for bolts, handles, brackets or trim to be drilled in field.</p>
HC6		\$22	3. STRIKES
SR6		\$21	a. Reinforce for surface mounted.
VR2		\$50	b. Vertical rod surface strike reinforcement only.
VR3		\$100	c. Reinforced and mortised for inactive door strike d. Reinforced and mortised for active and inactive door strike
<b>CONCEALED VERTICAL ROD EXIT DEVICE</b>			
PV9	\$423		 <p>REINFORCE &amp; PREPARATION - A 14 ga reinforcement at the lock edge and hinge edge. The core is held back from the lock edge to form a 4" void. Provides template cutouts for operational function holes. Holes for bolts, handles, brackets or trim to be drilled in field.</p>
VR4		\$50	STRIKE Reinforced and mortised for inactive door strike
VPC		\$100	Reinforced and mortised for active and inactive door strike
<b>REMOVABLE MULLION (HARDWARE) - REINFORCE ONLY</b>			
SR6		\$22	Reinforcement at center of frame head. Attachment holes to be drilled and tapped in the field.
<b>REMOVABLE MULLION (HOLLOW METAL - VERTICAL)</b>			
RVM		\$421	Reinforce & Prep at center of frame head and top and bottom of mullion. PREP ONLY - For Hollow Metal Mullion pricing, see pages S-6 or S-7
REMTRA		\$176	Reinforce each end of horizontal mullion and prep jambs for notches and reinforcement. Add to mullion price. For Hollow Metal Mullion pricing, see pages S-6 or S-7
<b>INSET EXIT DEVICE - 16 ga flush doors only - Regent, Legion, Medallion</b>			
VDI	\$423	\$50	Von Duprin 9447-F/9547-F Inpact CVR exit device
VDM	\$423	\$50	Von Duprin 9475-F/9575-F Inpact Mortise exit device
SAI	\$423	\$50	Sargent LP/LR 8600 latch top & mortise lock less bottom rod - LP or MS doors
<b>MULTI-POINT LOCK - Medallion MS series 1-3/4" door thickness</b>			
			Concealed vertical rods, top/bottom bolts and mortise lock body cassettes available as factory installed.
LM6	\$769		Sargent 7300 or Corbin Russwin MP6600
MPL	\$67		Multi-point strike inactive leaf of a pair
M		\$80	Multi-point strike - frame lock jamb
MPL		\$91	Multi-point strike - frame head
			

DOOR AND FRAME PREPARATION CHARGES			CECO DOOR PRICE LIST	
PRODUCTION			DESCRIPTION	
CODE	DOOR	FRAME	Add to door or frame except as noted.	
<b>CLOSERS - SURFACE MOUNTED</b>				
C1	\$27			a. DOOR - Reinforce b. FRAME - Reinforce
C2		\$33		SU type frame
H1		\$24		SU or SQ type frame
S_ (1 thru 4)		\$21		SQ type frame
<b>HOLDERS - SURFACE MOUNTED</b>				
Surf/Hold S_ (1 thru 4)	\$27	\$21		a. DOOR - Reinforce b. FRAME - Reinforce No attachment holes. SU or SQ type frame
<b>CONCEALED OVERHEAD CLOSER</b>				
C3	\$237			a. Door is mortised, drilled & tapped for closer, arm is surface mounted.
C2		\$33		b. Door and frame are mortised for closer.
H1		\$24		
S_ (1 thru 4)		\$21		
C3	\$237			
C3		\$194		
<b>CONCEALED OVERHEAD HOLDER</b>				
Conc/Stop S_ (1 thru 4)	\$237	\$21		a. Door is mortised for holder, arm is surface mounted.
Conc/Hold or Conc/Stop	\$237	\$123		b. Door and frame are mortised for holder.
<b>MONORAIL PREPARATION</b>				
	ADD PER LEAF			Top of door notched & reinforced. Neoprene gasket attached.
MR6	\$315			a. 6" rail per leaf
MR12	\$315			b. 12" rail per leaf
MR24	\$437			c. 24" rail per leaf
*MR/SPC				d. Special per leaf *
*Submit to Pricing Dept for special pricing.				
<b>MISCELLANEOUS</b>				
SR7		\$21	 	a. Face mounted coordinator - reinforce only
FULLSTOP		\$63		b. Stop mounted coordinator - reinforce only
LINTEL		\$153		c. 12 gauge continuous head stiffener.
FHRS		\$216		d. 12 gauge frame profile full head width reinforcing sleeve.

CECO DOOR PRICE LIST			DOOR AND FRAME PREPARATION CHARGES	
PRODUCTION			ITEM DESCRIPTION	
CODE	DOOR	FRAME	Add to door or frame except as noted.	
<b>ROLLER LATCH</b>				
ROLL/SPC	\$58			1. DOOR - Includes mortise and tapped reinforcement
SRL	\$31			a. Located at edge of door
SRT	\$31			b. Located at top of door
J		\$31		2. FRAME - Includes mortise and tapped reinforcement
RL1		\$31		a. Located in frame jamb
				b. Located in frame head
<b>AUTOMATIC DOOR BOTTOM</b>				
ADB34	\$110			3/4" depth bottom channel.
ADB1316	\$110			13/16" depth bottom channel.
ADB112	\$110			1-1/2" depth bottom channel.
ADB/L	\$145			Concealed - light duty
ADB/H	\$145			Concealed - heavy duty
ABD/SPC				Submit to Pricing
<b>TOP &amp; BOTTOM END CHANNELS</b>				
STC	\$19	Per Cap		Steel top cap (screw applied)
SBC	\$19	Per Cap		Steel bottom cap (screw applied)
CAULK/TC	\$54	Per Cap		Install steel top cap and seal with caulk
CAULK/TBC	\$107	Per Door		Install steel top and bottom caps and seal with caulk
TWELD/TCAP	\$57	Per Cap		Install steel top cap and tack weld
TWELD/BCAP	\$57	Per Cap		Install steel bottom cap and tack weld
TWELD/TCAPF	\$91	Per Cap		Install steel top cap, tack weld and seams caulk filled
TWELD/BCAPF	\$91	Per Cap		Install steel bottom cap, tack weld and seams caulk filled
CWELD/TC	\$304	Per Cap		Install steel top cap and continuous weld *
CWELD/TBC	\$606	Per Door		Install steel top and bottom caps and continuous weld *
				* (16 and 14 gage doors only)
14EC	\$56	Per Door		14 gage top and bottom end channels
RAB/TC	\$480			Rabbeted top channel in door
RAB/PAN	\$480			Rabbeted panel edge (4'-0" maximum on panel)
GRIND/T	\$137			Finish smooth top channel welds on primed doors for high visibility applications.
GRIND/TB	\$197	Per Door		Finish smooth top and bottom channel welds on primed doors for high visibility applications.

DOOR AND FRAME PREPARATION CHARGES		CECO DOOR PRICE LIST	
PRODUCTION		ITEM DESCRIPTION	
CODE	DOOR	Add to door or frame except as noted.	
<b>PUSH &amp; PULL HARDWARE</b>			
ML3	\$33		Plate reinforcement at lock edge of door No through bolt holes provided.
<b>PUSH &amp; PULL BAR SET HARDWARE</b>			
ML4	\$66		Plate reinforcing at the lock and hinge edge of the door No through bolt holes provided.
<b>FLUSH CUP PULL HANDLE</b>			
ML1	\$73		Cut hole and reinforce one side
ML6	\$84		Cut hole and reinforce both sides
<b>MAIL SLOT</b>			
MSLOT/SPC	\$45		Cut hole and remove slug for the size of the sleeve ( ) x ( ).
<b>PEEP HOLE OR VIEWER</b>			
VUE12 VUE58 VUE916 VUE1316 VUE10 VUE116 VUE118 VUE112 VUE134 VUE238	\$20		a. 1/2 inch hole b. 5/8 inch hole c. 9/16 inch hole d. 13/16 inch hole e. 1 inch hole f. 1-1/16 inch hole g. 1-1/8 inch hole h. 1-1/2 inch hole i. 1-3/4 inch hole j. 2-3/8 inch hole

CECO DOOR PRICE LIST			DOOR AND FRAME PREPARATION CHARGES		
PRODUCTION			ITEM DESCRIPTION		
CODE	DOOR	FRAME	Add to door or frame except as noted.		
<b>ELECTRIC HINGE</b>		Per Jamb			
EH1	\$17			Drill one hole in one hinge reinforcement to accept a contact terminal or wire.	
EH1		\$49			
EH3	\$151			Drill one hole in hinge reinforcement. Install conduit and pull wire.	
EH4	\$137			ElectroLynx Cable installed from hinge reinforcement to the lock reinforcement with hole drilled in door hinge reinforcement.	
EH5	\$137			PoE Quick Connect Cable installed from hinge reinforcement to the lock reinforcement with hole drilled in door hinge reinforcement.	
<b>ELECTRIC STRIKE</b>					
SEL	\$259			1. INACTIVE DOOR LEAF OF A PAIR	
SEN	\$250			LABELED NON-LABELED Drill hole in hinge reinforcing to accommodate wire. ElectroLynx Cable to run from hinge reinforcement to lock reinforcement. Prep edge for electric strike	
			MAXIMUM SIZE A LABEL PAIR 6072 MAXIMUM SIZE B LABEL PAIR 8090		
F		\$80	2. ON FRAME		
G		\$100	a. ANSI 115.1 & 2 type 4-7/8 strike b. NON- ANSI type strike		
<b>ELECTRIC POWER TRANSFER</b>					
EPT2	\$219		DOOR	1. Prep and run ElectroLynx Cable from EPT to exit device reinforcement or lock.	Von Duprin EPT2, EPT10 Securitron CEPT LCN 4860-480
EPTX	\$250		DOOR	2. Prep and run ElectroLynx Cable from EPT to exit device reinforcement or lock.	All other EPT models.
EPT3	\$234		DOOR	3. Prep EPT2. Install conduit and pull wire.	
EPT2		\$99	FRAME- per jamb	Electric power transfer prep	
<b>MAGNETIC SWITCH</b>					
MAG/SPC	\$91			Mortise DOOR	
MS1		\$91		Mortise FRAME	
MAG/10	\$22			Round Hole 1" Diameter - DOOR	
MAG/34	\$22			Round Hole 3/4" Diameter - DOOR	
MAG/78	\$22			Round Hole 7/8" Diameter - DOOR	
MS4		\$51	Round Hole 1" in Diameter - FRAME		

DOOR AND FRAME PREPARATION CHARGES			CECO DOOR PRICE LIST
PRODUCTION		ITEM DESCRIPTION	
CODE	DOOR	FRAME	Add to door or frame except as noted.
<b>SHEARLOCK</b>			
SL280	\$106		Schlage Shearlock 280
SL280		\$106	
<b>MORTAR GUARD / JUNCTION BOX</b>			
6110589		\$22 \$28	Loose junction box x 10" with removable back and knockputs. Includes material and installation for each box.
6110593		\$30 \$36	Loose junction box x 15" with removable back and knockouts. Includes material and installation for each box.
6110601		\$22 \$28	Loose junction box x 10" with removable back and knockouts - D Series Includes material and installation for each box.
6110599		\$30 \$36	Loose junction box x 15" with removable back and knockouts - D Series Includes material and installation for each box.
<b>CRATING and PACKAGING</b>			
PD/CRATE	\$544		Maximum doors per crate (15). Maximum size per crate 4' x 8'
PF/CRATE		\$570	Maximum frames per crate (8). Maximum size per crate 4' x 8'
PF/PALLET/W		\$264	Palletize welded frames. Maximum frames per pallet (25). Price per pallet.
	\$5	\$5	Supplemental visual ID tag. Price per tag mark per frame or door.
	\$5	\$5	Electrified product tagging. Price per frame or door.

**CECO DOOR  
PRICE LIST**

**DOORS WITH CUTOUTS  
FOR V,G,N,FG OR LOUVERS**

**DOORS GOING THROUGH PRODUCTION WITH ONLY CUTOUTS FOR LOUVERS OR GLASS LITES .**

To allow a distributor to be more competitive by using their own shop labor to install glass lites and/or louvers, CECO will make the required cutout in the skins of a fabricated door. The center piece of the cutout including the skins and the core will be held in place by retaining a 1/4" strip at each corner of the cutout for V ,N , and G lites. On larger size openings, like FG designs, additional strips are left in place This provides additional strength and durability until the proper kits are installed.

PRODUCTION		DESCRIPTION		
CODE	LIST	Add to door except as noted		
<b>REGENT, IMPERIAL, LEGION, MEDALLION, TRIO</b>				
				Perimeter Channel
VCO	\$62	VISION LITE*	CUTOUT AND REMOVE SLUG	
VCO/SG	\$39		CUT OUT WITH SLUG LEFT IN	
GCO	\$62	G LITE*	CUTOUT AND REMOVE SLUG	\$46
GCO/SG	\$39		CUT OUT WITH SLUG LEFT IN	
NCO	\$62	N LITE*	CUTOUT AND REMOVE SLUG	\$46
NCO/SG	\$39		CUT OUT WITH SLUG LEFT IN	
FGCO	\$62	FG LITE*	CUTOUT AND REMOVE SLUG	\$72
FGCO/SG	\$39	up to 240"	CUT OUT WITH SLUG LEFT IN	
LBCO or LTCO	\$62	LOUVERS*	CUTOUT AND REMOVE SLUG	\$46
LB or LTCO/SG	\$39		CUT OUT WITH SLUG LEFT IN	
LFCO	\$62	LOUVERS*	CUT OUT AND REMOVE SLUG	\$72
LFCO/SG	\$39	up to 228"	CUT OUT WITH SLUG LEFT IN	
E602, E607, EC02, EW602, E204	\$62	EMBOSSSED*	CUTOUT AND REMOVE SLUG	\$46
		PANELS		
PORC	\$153	PORT HOLES*	CUT OUT AND REMOVE SLUG	\$72
PORC/SG	\$98	PORT HOLES	CUT OUT WITH SLUG LEFT IN	

*\*Note: Any door cutout greater than 35" in either the width or height, the perimeter channel reinforcement must be added. If the door cutout requires a stile or rail less than 5-1/2", the perimeter channel reinforcement must be added. A Full Glass cutout and a Full Louver cutout must be priced with the perimeter channel reinforcement add. Cutouts in Trio doors require perimeter channel reinforcement.*

DOOR AND FRAME  
PREPARATION CHARGES

CECO DOOR  
NOTES



CECO DOOR  
PRICE LIST

SU, SQ or SR SERIES FRAME  
NOTES

**SU, SQ or SR SERIES Frames  
18 GAGE FOR 1-3/4" DOORS**

**CECO DOOR  
PRICE LIST**

- A. Up to 7'2" in depths to 8-3/4" Include 6 loose anchors, 2 welded sill anchors. Over 7'2" have 2 additional anchors.  
 B. Over 8-3/4" receive either Masonry "T", Yoke & Strap, Metal Stud or Wood Stud anchors and must be charged accordingly.  
 C. S series throat dimension is 1" less than depth - 1/2" standard backbend. Except SU 5-3/4" depth/ 4-7/8" throat has 7/16" backbend.  
 D. Depths available in 1/8" increments. Bundling and/or tagging not included.

SINGLE SWING		SU, SQ or SR SERIES KD 18 GAGE COLD ROLLED STEEL (18CRS)					
WIDTH	HEIGHT	534	300 to 600	618 to 778	800 to 978		
16 - 30	68	\$156	\$166	\$191	\$226		
	70	\$160	\$170	\$195	\$230		
	72	\$172	\$182	\$207	\$242		
16 - 30	710, 80	\$199	\$209	\$234	\$269		
	90	\$210	\$220	\$245	\$280		
	100	\$224	\$234	\$259	\$294		
31 - 40	68	\$164	\$174	\$199	\$234		
	70	\$168	\$178	\$203	\$238		
	72	\$180	\$190	\$215	\$250		
31 - 40	710, 80	\$207	\$217	\$242	\$277		
DOUBLE SWING		534	300 to 600	618 to 778	800 to 978		
41 - 60	68	\$204	\$214	\$239	\$284		
	70	\$208	\$218	\$243	\$288		
	72	\$218	\$228	\$253	\$298		
41 - 60	710, 80	\$254	\$264	\$289	\$334		
	90	\$270	\$280	\$305	\$350		
	100	\$288	\$298	\$323	\$368		
61 - 80	68	\$218	\$228	\$253	\$298		
	70	\$222	\$232	\$257	\$302		
	72	\$232	\$242	\$267	\$312		
61 - 80	710, 80	\$268	\$278	\$303	\$348		
COMPONENTS		534	300 to 600	618 to 778	800 to 978		
FRFH	16 - 30	\$29	\$31	\$36	\$43		
	31 - 40	\$37	\$39	\$44	\$51		
	41 - 60	\$68	\$70	\$75	\$92		
	61 - 80	\$82	\$84	\$89	\$106		
FRHJ	68	\$62	\$66	\$76	\$90		
	70	\$64	\$68	\$78	\$92		
	72	\$69	\$73	\$83	\$97		
	710, 80	\$85	\$89	\$99	\$113		
FRLJ	68	\$53	\$57	\$67	\$81		
	70	\$55	\$59	\$69	\$83		
	72	\$62	\$66	\$76	\$90		
	710, 80	\$69	\$73	\$83	\$97		
Anchors	Up to 72	\$12	\$12	\$12	\$12		
	Over 72	\$16	\$16	\$16	\$16		

**SU, SQ or SR SERIES Frames  
16 GAGE FOR 1-3/4" DOORS**

**CECO DOOR  
PRICE LIST**

- A. Up to 7'2" in depths to 8-3/4" Include 6 loose anchors, 2 welded sill anchors. Over 7'2" have 2 additional anchors.  
 B. Over 8-3/4" receive either Masonry "T", Yoke & Strap, Metal Stud or Wood Stud anchors and must be charged accordingly.  
 D. S series throat dimension is 1" less than depth - 1/2" standard backbend. Except SU 5-3/4" depth/ 4-7/8" throat has 7/16" backbend.  
 E. Depths available in 1/8" increments. Bundling and/or tagging not included.

<b>SINGLE SWING</b>		<b>SU, SQ or SR SERIES KD 16 GAGE COLD ROLLED STEEL (16CRS)</b>					
WIDTH	HEIGHT	534	300 to 600	618 to 778	800 to 978	1000 to 1178	1200 to 1400
16 - 30	68	\$172	\$182	\$207	\$242	\$282	\$322
	70	\$175	\$185	\$210	\$245	\$285	\$325
	72	\$188	\$198	\$223	\$258	\$298	\$338
16 - 30	710, 80	\$216	\$226	\$251	\$286	\$326	\$366
	90	\$232	\$242	\$267	\$302	\$342	\$382
	100	\$249	\$259	\$284	\$319	\$359	\$399
31 - 40	68	\$181	\$191	\$216	\$251	\$291	\$331
	70	\$184	\$194	\$219	\$254	\$294	\$334
	72	\$197	\$207	\$232	\$267	\$307	\$347
31 - 40	710, 80	\$225	\$235	\$260	\$295	\$335	\$375
	90	\$241	\$251	\$276	\$311	\$351	\$391
	100	\$258	\$268	\$293	\$328	\$368	\$408
50	100	\$289	\$299	\$324	\$369	\$429	\$474
<b>DOUBLE SWING</b>		534	300 to 600	618 to 778	800 to 978	1000 to 1178	1200 to 1400
41 - 60	68	\$222	\$232	\$257	\$302	\$362	\$407
	70	\$226	\$236	\$261	\$306	\$366	\$411
	72	\$236	\$246	\$271	\$316	\$376	\$421
41 - 60	710, 80	\$274	\$284	\$309	\$354	\$414	\$459
	90	\$296	\$306	\$331	\$376	\$436	\$481
	100	\$320	\$330	\$355	\$400	\$460	\$505
61 - 80	68	\$238	\$248	\$273	\$318	\$378	\$423
	70	\$242	\$252	\$277	\$322	\$382	\$427
	72	\$252	\$262	\$287	\$332	\$392	\$437
61 - 80	710, 80	\$290	\$300	\$325	\$370	\$430	\$475
	90	\$312	\$322	\$347	\$392	\$452	\$497
	100	\$336	\$346	\$371	\$416	\$476	\$521
100	100	\$358	\$368	\$393	\$438	\$498	\$543
<b>COMPONENTS</b>		534	300 to 600	618 to 778	800 to 978	1000 to 1178	1200 to 1400
FRFH	16 - 30	\$32	\$34	\$39	\$46	\$54	\$62
	31 - 40	\$41	\$43	\$48	\$55	\$63	\$71
	41 - 60	\$72	\$74	\$79	\$96	\$124	\$137
	61 - 80	\$88	\$90	\$95	\$112	\$140	\$153
	81 - 100	\$110	\$112	\$117	\$134	\$162	\$175
FRHJ	68	\$69	\$73	\$83	\$97	\$113	\$129
	70	\$71	\$75	\$85	\$99	\$115	\$131
	72	\$76	\$80	\$90	\$104	\$120	\$136
	710, 80	\$93	\$97	\$107	\$121	\$137	\$153
	90	\$104	\$108	\$118	\$132	\$148	\$164
	100	\$116	\$120	\$130	\$144	\$160	\$176
FRLJ	68	\$59	\$63	\$73	\$87	\$103	\$119
	70	\$60	\$64	\$74	\$88	\$104	\$120
	72	\$68	\$72	\$82	\$96	\$112	\$128
	710, 80	\$75	\$79	\$89	\$103	\$119	\$135
	90	\$80	\$84	\$94	\$108	\$124	\$140
	100	\$85	\$89	\$99	\$113	\$129	\$145
Anchors	Up to 72	\$12	\$12	\$12	\$12	\$12	\$12
	Over 72	\$16	\$16	\$16	\$16	\$16	\$16

**SU, SQ or SR SERIES Frames  
14 GAGE FOR 1-3/4" DOORS**

**CECO DOOR  
PRICE LIST**

- A. Up to 7'2" in depths to 8-3/4" Include 6 loose anchors, 2 welded sill anchors. Over 7'2" have 2 additional anchors.  
 B. Over 8-3/4" receive either Masonry "T", Yoke & Strap, Metal Stud or Wood Stud anchors and must be charged accordingly.  
 C. S series throat dimension is 1" less than depth - 1/2" standard backbend. Except SU 5-3/4" depth/ 4-7/8" throat has 7/16" backbend.  
 D. Depths available in 1/8" increments. Bundling and/or tagging not included.

SINGLE SWING		SU, SQ or SR SERIES KD 14 GAGE COLD ROLLED STEEL (14CRS)					
WIDTH	HEIGHT	534	300 to 600	618 to 778	800 to 978	1000 to 1178	1200 to 1400
16 - 30	68	\$216	\$226	\$251	\$286	\$326	\$366
	70	\$221	\$231	\$256	\$291	\$331	\$371
	72	\$235	\$245	\$270	\$305	\$345	\$385
16 - 30	710, 80	\$267	\$277	\$302	\$337	\$377	\$417
	90	\$280	\$290	\$315	\$350	\$390	\$430
	100	\$297	\$307	\$332	\$367	\$407	\$447
31 - 40	68	\$226	\$236	\$261	\$296	\$336	\$376
	70	\$231	\$241	\$266	\$301	\$341	\$381
	72	\$245	\$255	\$280	\$315	\$355	\$395
31 - 40	710, 80	\$277	\$287	\$312	\$347	\$387	\$427
	90	\$290	\$300	\$325	\$360	\$400	\$440
	100	\$307	\$317	\$342	\$377	\$417	\$457
50	100	\$347	\$357	\$382	\$427	\$487	\$532
DOUBLE SWING		534	300 to 600	618 to 778	800 to 978	1000 to 1178	1200 to 1400
41 - 60	68	\$274	\$284	\$309	\$354	\$414	\$459
	70	\$278	\$288	\$313	\$358	\$418	\$463
	72	\$292	\$302	\$327	\$372	\$432	\$477
41 - 60	710, 80	\$336	\$346	\$371	\$416	\$476	\$521
	90	\$350	\$360	\$385	\$430	\$490	\$535
	100	\$374	\$384	\$409	\$454	\$514	\$559
61 - 80	68	\$288	\$298	\$323	\$368	\$428	\$473
	70	\$292	\$302	\$327	\$372	\$432	\$477
	72	\$306	\$316	\$341	\$386	\$446	\$491
61 - 80	710, 80	\$350	\$360	\$385	\$430	\$490	\$535
	90	\$364	\$374	\$399	\$444	\$504	\$549
	100	\$388	\$398	\$423	\$468	\$528	\$573
100	100	\$418	\$428	\$453	\$497	\$557	\$602
COMPONENTS		534	300 to 600	618 to 778	800 to 978	1000 to 1178	1200 to 1400
FRFH	16 - 30	\$40	\$42	\$47	\$54	\$62	\$70
	31 - 40	\$50	\$52	\$57	\$64	\$72	\$80
	41 - 60	\$90	\$92	\$97	\$114	\$142	\$155
	61 - 80	\$104	\$106	\$111	\$128	\$156	\$169
	81 - 100	\$134	\$136	\$141	\$157	\$185	\$198
FRHJ	68	\$86	\$90	\$100	\$114	\$130	\$146
	70	\$88	\$92	\$102	\$116	\$132	\$148
	72	\$95	\$99	\$109	\$123	\$139	\$155
	710, 80	\$115	\$119	\$129	\$143	\$159	\$175
	90	\$122	\$126	\$136	\$150	\$166	\$182
	100	\$134	\$138	\$148	\$162	\$178	\$194
FRLJ	68	\$78	\$82	\$92	\$106	\$122	\$138
	70	\$81	\$85	\$95	\$109	\$125	\$141
	72	\$88	\$92	\$102	\$116	\$132	\$148
	710, 80	\$96	\$100	\$110	\$124	\$140	\$156
	90	\$102	\$106	\$116	\$130	\$146	\$162
	100	\$107	\$111	\$121	\$135	\$151	\$167
Anchors	Up to 72	\$12	\$12	\$12	\$12	\$12	\$12
	Over 72	\$16	\$16	\$16	\$16	\$16	\$16

**SU, SQ or SR SERIES Frames  
12 GAGE FOR 1-3/4" DOORS**

**CECO DOOR  
PRICE LIST**

- A. Up to 7'2" in depths to 8-3/4" Include 6 loose anchors, 2 welded sill anchors. Over 7'2" have 2 additional anchors.  
 B. Over 8-3/4" receive either Masonry "T", Yoke & Strap, Metal Stud or Wood Stud anchors and must be charged accordingly.  
 D. S series throat dimension is 1" less than depth - 1/2" standard backbend.  
 E. Depths available in 1/8" increments. Bundling and/or tagging not included.

<b>SINGLE SWING</b>		<b>SU, SQ or SR SERIES SM 12 GAGE COLD ROLLED STEEL (12CRS)</b>					
WIDTH	HEIGHT	534	334 to 600	618 to 778	800 to 978	1000 to 1178	1200 to 1400
16 - 30	68	\$445	\$455	\$480	\$515	\$555	\$595
	70	\$451	\$461	\$486	\$521	\$561	\$601
	72	\$470	\$480	\$505	\$540	\$580	\$620
16 - 30	710, 80	\$512	\$522	\$547	\$582	\$622	\$662
	90	\$530	\$540	\$565	\$600	\$640	\$680
	100	\$553	\$563	\$588	\$623	\$663	\$703
31 - 40	68	\$458	\$468	\$493	\$528	\$568	\$608
	70	\$464	\$474	\$499	\$534	\$574	\$614
	72	\$483	\$493	\$518	\$553	\$593	\$633
31 - 40	710, 80	\$525	\$535	\$560	\$595	\$635	\$675
	90	\$543	\$553	\$578	\$613	\$653	\$693
	100	\$566	\$576	\$601	\$636	\$676	\$716
50	100	\$620	\$630	\$655	\$700	\$760	\$805
<b>DOUBLE SWING</b>		534	300 to 600	618 to 778	800 to 978	1000 to 1178	1200 to 1400
41 - 60	68	\$520	\$530	\$555	\$600	\$660	\$705
	70	\$526	\$536	\$561	\$606	\$666	\$711
	72	\$542	\$552	\$577	\$622	\$682	\$727
41 - 60	710, 80	\$602	\$612	\$637	\$682	\$742	\$787
	90	\$624	\$634	\$659	\$704	\$764	\$809
	100	\$652	\$662	\$687	\$732	\$792	\$837
61 - 80	68	\$544	\$554	\$579	\$624	\$684	\$729
	70	\$550	\$560	\$585	\$630	\$690	\$735
	72	\$566	\$576	\$601	\$646	\$706	\$751
61 - 80	710, 80	\$626	\$636	\$661	\$706	\$766	\$811
	90	\$648	\$658	\$683	\$728	\$788	\$833
	100	\$676	\$686	\$711	\$756	\$816	\$861
100	100	\$710	\$720	\$745	\$790	\$850	\$895
<b>COMPONENTS</b>		534	300 to 600	618 to 778	800 to 978	1000 to 1178	1200 to 1400
FRFH	16 - 30	\$123	\$125	\$130	\$137	\$145	\$153
	31 - 40	\$136	\$138	\$143	\$150	\$158	\$166
	41 - 60	\$190	\$192	\$197	\$214	\$242	\$255
	61 - 80	\$214	\$216	\$221	\$238	\$266	\$279
	81 - 100	\$248	\$250	\$255	\$272	\$300	\$313
FRHJ	68	\$159	\$163	\$173	\$187	\$203	\$219
	70	\$162	\$166	\$176	\$190	\$206	\$222
	72	\$170	\$174	\$184	\$198	\$214	\$230
	710, 80	\$198	\$202	\$212	\$226	\$242	\$258
	90	\$209	\$213	\$223	\$237	\$253	\$269
	100	\$223	\$227	\$237	\$251	\$267	\$283
FRLJ	68	\$151	\$155	\$165	\$179	\$195	\$211
	70	\$154	\$158	\$168	\$182	\$198	\$214
	72	\$165	\$169	\$179	\$193	\$209	\$225
	710, 80	\$175	\$179	\$189	\$203	\$219	\$235
	90	\$182	\$186	\$196	\$210	\$226	\$242
	100	\$191	\$195	\$205	\$219	\$235	\$251
Anchors	Up to 72	\$12	\$12	\$12	\$12	\$12	\$12
	Over 72	\$16	\$16	\$16	\$16	\$16	\$16

CECO DOOR PRICE LIST		SU, SQ or SR SERIES FRAME EXTRAS	
FRAME EXTRAS			ADD/FRAME
1. CASED OPENING FRAMES	Per Frame Per Component	SC	\$12 \$4
2. Depths of 1418 to 1578	Multiply the 1200 to 1400 depth by		2.5
Depths of 1600 to 1778	Multiply the 1200 to 1400 depth by		3.0
3. TAGGING AND/OR THREE PIECE BUNDLING		TB	\$5
4. A60 GALVANNEAL	3 Piece Frame		\$39
	Head Single or Double	GL4	\$13
	Hinge or Lock Jamb		\$13
5. G90 GALVANIZED	3 Piece Frame		\$66
	Head Single or Double	G90	\$22
Not available in 12 gage or over 8'-2" sections	Hinge or Lock Jamb		\$22
6. CORNER TAB DEDUCT	Deduct Per Frame	KV	\$4
	Per Jamb	KV	\$2
7. ANCHOR OPTIONS--Shipped Loose			
a. MASONRY TEE		A17	No Extra
b. METAL or WOOD STUD		A14	No Extra
c. EXISTING OPENING, butterfly anchor	Up to 7-2	A20	\$84
Includes Dynabolts	Over 7-2	A20	\$104
ATTACHED - welded to the frame			
a. YOKE & STRAP	Up to 7-2	A08	\$30
	Over 7-2	A08	\$40
b. METAL STUD	Up to 7-2	A01 or A03	\$12
	Over 7-2	A01 or A03	\$16
c. WOOD STUD	Up to 7-2	A06 or A07	\$12
	Over 7-2	A06 or A07	\$16
d. EXISTING OPENING (Only EO/N)*	Up to 7-2	A09*	\$100
Includes Dynabolts	Over 7-2	A09*	\$124
EO/PIPE & STRAP - (4) per jamb*	Up to 7-2	A30*	\$196
EO/PIPE & STRAP - (5) per jamb*	Over 7-2	A30*	\$244
*Jamb depths greater than 1400 will receive dual EO anchors. Multiply anchor price by 2.0			
8. CLOSER/HOLDER REINFORCEMENT	Welded Plate	S__ (1 thru 4)	\$21
SU 434, 534, 634, 734, 834 depths - 2" face	Welded Full Sleeve	C2	\$33
	Welded Half Sleeve	H1	\$24
9. WARNOCK HERSEY LABEL	Applied	AW, BW, CW, TW	\$21
Closer reinforcements are optional	Per Hinge Jamb		
10. UNDERWRITERS LABEL	Applied	AU, BU, CU, TU,	\$21
Closer reinforcements are optional	Per Hinge Jamb	or LCO	
11. FACTORY MUTUAL LABEL	Applied	AUF, BUF, CUF, TUF	\$42
Along with either UL or WH label	Per Hinge Jamb	AWF, BWF, CWF, TWF	
12. FOUR INCH HEADS (4" face)	Single Swing	H400	\$40
Minimum Frame Depth of 458	Double Swing	H400	\$57
13. CORNER WELDING AT THE PLANT			
V2 Full Face Weld (18, 16, 14 gauge only)		T2 / V2	\$68
V3 Full Face and Web Weld (18, 16, 14 gauge only)		T3 / V3	\$124
V5 Full Face and Web Weld		V5	\$194

SU, SQ or SR SERIES FRAME EXTRAS		CECO DOOR PRICE LIST	
FRAME EXTRAS		CODE	ADD/FRAME
14. DUTCH DOOR FRAME - Nonlabeled		D	\$26
15. DUTCH DOOR FRAME - LABELED UL, WH or FM		D	\$93
16. 12 GAGE FRAME Add to 12 ga If not being welded, frame will have square ends and be long enough to be mitered and welded.		Saw cut type V5 welded corners <b>(per corner)</b>	V5 \$97
		Detention Security hinge reinforcements	Per Hinge \$34
		Detention 12 gage Strike reinforcement	SD \$34
		Detention 3/16" Closer reinforcement	CD \$47
Single Rabbet 334 to 600		Detention 12 gage welded jamb anchors	Each \$15
Double rabbet 514 to 1400		Detention 12 gage welded sill anchors	Each \$15
17. COMMUNICATING DOOR FRAME Single Frame Only		C	\$52
18. DOUBLE EGRESS - KD CORNERS . Depths 5-1/4" thru 14" - 16 and 14 gauges Add to a double swing frame Profile 1 with 1-3/8" face jambs and 2" face head. Profile 2 with 1-3/8" face jambs and head.		SE1	\$435
		SE2	\$435
Add, where required, to either KD or Welded DE frame for UL or WH labels and closer reinforcements per each jamb.		Per Label	\$21
DOUBLE EGRESS COMPONENTS		Per Closer Reinf.	\$21
Add to SQ Hinge jamb component for Profile 1		SE1	\$107
Add to SQ Head component for Profile 1 Standard Head Bar		SE1	\$221
Add to SQ Head component for Profile 2 Standard Head Bar		SE2	\$221
* Double Egress frames are automatically undersized by 3/16" in width when ordered in 1" integer dimensions. This allows for usage of standard door sizes.			
19. HOSPITAL SANITARY / CUTOFF STOPS 4" High		HOS/ST4	\$150
Double Rabbet Only 6" High		HOS/ST6	\$150
Not available on on double egress frames			
20. WEATHER-STRIP FRAME WITH KERF POCKET and GASKET Gasket is furnished to fit kerf frame pocket. The gasket material meets NFPA 105 requirements for smoke barrier conditions. Available in 18, 16 and 14 gage. Double rabbet 5-1/2" minimum depth, 1400 maximum depth. Single rabbet 3-5/8" minimum depth, 6" maximum depth. Maximum Size 4080 / 8080 Head Jamb		SQW SRW	\$129 \$43 \$43

**CECO DOOR  
PRICE LIST**

**SU, SQ or SR SERIES FRAME  
EXTRAS**




FRAME EXTRAS	CODE	ADD/FRAME
<p>21. SPECIALS - FRAME DEPTH - No extra for depth range shown</p> <p>a. FRAME SIZE - Other than shown, price next larger size.            SET UP CHARGE 1 to 9 Frames or 1 to 27 pieces            10 or more Frames or more than 28 pieces</p> <p>b. HARDWARE LOCATIONS Strike height            Not CECO standard locations Hinge spacing</p>	<p>SPC/Fsize/SETUP</p> <p>SLH or ___S</p> <p>HSX or ___H</p>	<p>\$300</p> <p>NO ADD</p> <p>NO ADD</p> <p>NO ADD</p>
<p>22. SPECIAL FACE DIMENSIONS - On Three Piece Frames</p> <p>a. FRAME HEAD ONLY with special face used with 2" face jambs.</p> <p>1. Frame head face from 1" to 1-7/8". Must be square cut. (2) Stop notches.</p> <p>2. Frame head face from 2-1/2" to 4" with KD corners to match 2" jambs</p> <p style="padding-left: 150px;">Single Swing</p> <p style="padding-left: 150px;">Double Swing</p> <p>b. THREE PIECE FRAME with equal faces - KD corners.</p> <p>1. Frame face from 1" to 1-7/8"</p> <p>2. Frame face from 2-1/2" to 4" - Single Swing.</p> <p>3. Frame face from 2-1/2" to 4" - Double Swing.</p>	<p>H100 to H178</p> <p>H212 to H400</p> <p>H212 to H400</p> <p>F100 to F178</p> <p>F212 to F400</p> <p>F212 to F400</p>	<p>\$20</p> <p>\$40</p> <p>\$57</p> <p>NO ADD</p> <p>\$120</p> <p>\$137</p>
<p>23. CAP END OF JAMB            Cap one end of a jamb, weld and finish.</p>		<p>Per Cap            \$103</p>




SU, SQ or SR SERIES FORMULA for  
FRBL, FRSL and FRTF

CECO DOOR  
PRICE LIST

A. To estimate special multiple opening frame assemblies, follow the steps below.

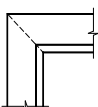
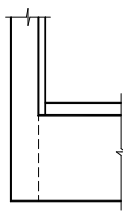
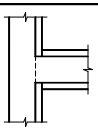
STEP 1 - FRAME SECTIONS		16ga Cold Rolled Steel (16CRS)					
SECTION		534	300 - 600	618 - 778	800 - 978	1000 - 1178	1200 to 1400
	FRST 2" Face	\$9.59 2.3#/ft	\$10.18 2.3#/ft	\$11.65 2.5#/ft	\$13.71 2.7#/ft	\$16.06 2.9#/ft	\$18.41 3.1#/ft
	F100 1" Face	\$9.59 2.3#/ft	\$10.18 2.3#/ft	\$11.65 2.5#/ft	\$13.71 2.7#/ft	\$16.06 2.9#/ft	\$18.41 3.1#/ft
	F400 4" Face	\$11.94 3.3#/ft	\$12.53 3.3#/ft	\$14.00 3.5#/ft	\$16.06 3.7#/ft	\$18.41 3.9#/ft	\$20.76 4.1#/ft
	F418 to F800 Over 4" to 8"	\$14.38 4.5#/ft	\$15.26 4.5#/ft	\$17.47 4.7#/ft	\$20.56 4.9#/ft	\$24.09 5.1#/ft	\$27.62 5.3#/ft
	F818 TO F1200 Over 8" to 12"	\$20.14 5.7#/ft	\$21.37 5.7#/ft	\$24.46 5.9#/ft	\$28.78 6.1#/ft	\$33.72 6.3#/ft	\$38.66 6.5#/ft

STEP 2 - TUBES, TRANSOM BARS, and MULLION SECTIONS							
	FRDTW = 2" face	\$22.59	\$22.59	\$25.86	\$30.43	\$35.65	\$40.87
	FRDTW100 = 1" face	3.7#/ft	3.7#/ft	4.3#/ft	4.9#/ft	5.5#/ft	6.1#/ft
	4" face	\$27.79 4.3#/ft	\$27.79 4.3#/ft	\$31.80 4.9#/ft	\$37.43 5.5#/ft	\$43.85 6.1#/ft	\$50.28 6.7#/ft
	6" face	\$35.29 4.9#/ft	\$35.29 4.9#/ft	\$40.39 5.5#/ft	\$47.53 6.1#/ft	\$55.69 6.7#/ft	\$63.85 7.3#/ft

STEP 3 - GLAZING			
GLAZING BEAD (TGB) applied hard against the stop with one screw only.		.40#/ft	\$5 per ft
GLAZING BEAD (TGB) with set glazing pocket and all screws.		.40#/ft	\$10 per ft

STEP 4 - SPLINES & SPLICES			
SPLINES (FSPA) -	One required every two feet.	1# each	\$24 each
STICK SPLICES -	Required when frame exceeds 10'-0"		\$93 each
Use splines to field join frame assemblies that exceed 8'-0" in both directions.			

STEP 5 - DOOR OPENINGS			
SINGLE DOOR per opening	\$52	DOUBLE DOOR per opening	\$78
Includes S strike & 4-1/2" x .134" hinge preparation.		Includes 4-1/2" x .134" hinge preparation.	

STEP 6 - WELD			
	Frame Corner		
	V2	\$34	
	V3	\$62	
	Intersection		
	up to 3"	\$97	
	V6,V7,V8 or V9		

NOTE: Welding charges at the intersections are for cutting, joining and welding BOTH faces at ONLY one end of the frame section. Welding both ends of a frame count as two separate welded joints.

REMOVABLE TRANSOM BAR or MULLION (REMTRA)	Price STEP 2 and ADD PER BAR	\$176
<b>A60 Galvanneal Add</b>	Open Sections	Per Foot \$2.29
	Closed Sections	Per Foot \$4.59
<b>G90 Add</b>	Open Sections	Per Foot \$6.18
	Closed Sections	Per Foot \$12.36

SINGLE RABBET PROFILE - 3" minimum depth

SEGMENTED CURVED IN PLAN - CONSULT FACTORY FOR PRICING AND AVAILABILITY

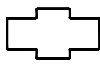
ARCHED TOPS - CONSULT FACTORY FOR PRICING AND AVAILABILITY

SU, SQ or SR SERIES FORMULA for  
FRBL, FRSL and FRTF

CECO DOOR  
PRICE LIST

A. To estimate special multiple opening frame assemblies, follow the steps below.

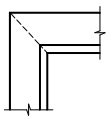
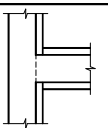
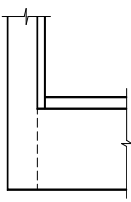
STEP 1 - FRAME SECTIONS		14ga Cold Rolled Steel (14CRS)					
SECTION		534	300 - 600	618 - 778	800 - 978	1000 - 1178	1200 to 1400
	FRST 2" Face	\$12.29 3.0#/ft	\$12.88 3.0#/ft	\$14.35 3.3#/ft	\$16.41 3.5#/ft	\$18.76 3.8#/ft	\$21.12 4.1#/ft
	F100 1" Face	\$12.29 3.0#/ft	\$12.88 3.0#/ft	\$14.35 3.3#/ft	\$16.41 3.5#/ft	\$18.76 3.8#/ft	\$21.12 4.1#/ft
	F400 4" Face	\$14.65 4.3#/ft	\$15.24 4.3#/ft	\$16.71 4.6#/ft	\$18.76 4.9#/ft	\$21.12 5.1#/ft	\$23.47 5.4#/ft
	F418 to F800 Over 4" to 8"	\$18.44 5.9#/ft	\$19.32 5.9#/ft	\$21.53 6.2#/ft	\$24.62 6.4#/ft	\$28.15 6.7#/ft	\$31.68 6.9#/ft
	F818 TO F1200 Over 8" to 12"	\$25.82 7.5#/ft	\$27.05 7.5#/ft	\$30.14 7.7#/ft	\$34.46 8.0#/ft	\$39.41 8.2#/ft	\$44.35 8.5#/ft

STEP 2 - TUBES, TRANSOM BARS, and MULLION SECTIONS							
	FRDTW = 2" face	\$27.05	\$27.05	\$30.14	\$34.46	\$39.41	\$44.35
	FRDTW100 = 1" face	4.9#/ft	4.9#/ft	5.6#/ft	6.4#/ft	7.2#/ft	8.0#/ft
	4" face	\$32.46 5.6#/ft	\$32.46 5.6#/ft	\$36.17 6.4#/ft	\$41.36 7.2#/ft	\$47.29 8.0#/ft	\$53.22 8.8#/ft
	6" face	\$38.96 6.4#/ft	\$38.96 6.4#/ft	\$43.40 7.2#/ft	\$49.63 8.0#/ft	\$56.74 8.8#/ft	\$63.86 9.5#/ft

STEP 3 - GLAZING			
GLAZING BEAD (TGB) applied hard against the stop with one screw only.		.40#/ft	\$5 per ft
GLAZING BEAD (TGB) with set glazing pocket and all screws.		.40#/ft	\$10 per ft

STEP 4 - SPLINES & SPLICES			
SPLINES (FSPA) -	One required every two feet.	1# each	\$24 each
STICK SPLICES -	Required when frame exceeds 10'4"		\$93 each
Use splines to field join frame assemblies that exceed 8'-0" in both directions.			

STEP 5 - DOOR OPENINGS			
SINGLE DOOR per opening	\$52	DOUBLE DOOR per opening	\$78
Includes S strike & 4-1/2" x .134" hinge preparation.		Includes 4-1/2" x .134" hinge preparation.	

STEP 6 - WELD			
	Frame Corner		
	V2	\$34	
	V3	\$62	
	Intersection		
	up to 3"	\$97	
	V6,V7,V8 or V9		
	Intersection		
	3-1/8" to 12"		\$108
	V10		

NOTE: Welding charges at the intersections are for cutting, joining and welding BOTH faces at ONLY one end of the frame section. Welding both ends of a frame count as two separate welded joints.


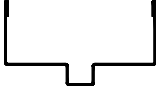
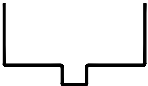


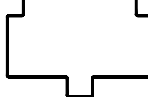
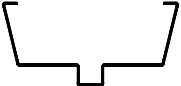
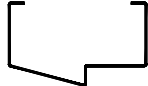




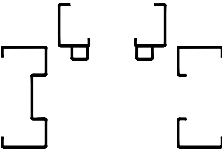
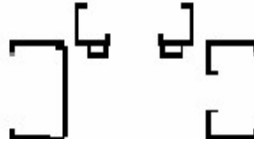
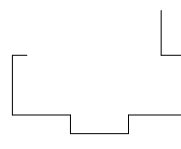
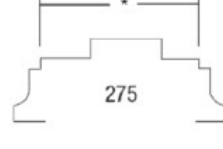
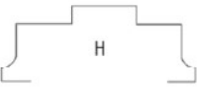
REMOVABLE TRANSOM BAR or MULLION (REMTRA)	Price STEP 2 and ADD PER BAR	\$176
<b>A60 Galvanneal Add</b>	Open Sections	Per Foot \$2.29
	Closed Sections	Per Foot \$4.59
<b>G90 Add</b>	Open Sections	Per Foot \$6.18
	Closed Sections	Per Foot \$12.36

SINGLE RABBET PROFILE - 3" minimum depth

SEGMENTED CURVED IN PLAN - CONSULT FACTORY FOR PRICING AND AVAILABILITY

ARCHED TOPS - CONSULT FACTORY FOR PRICING AND AVAILABILITY

CECO DOOR PRICE LIST		TRANSOM PANELS AND FRAME PREP CHARGES				
TRANSOM PANELS - NON LABELED (18CRS) SIZES - 1-3/4" THICK		SERIES RI	SERIES LP	SERIES IU	SERIES MS	SETUP CHARGE PNL/SU/CHARGE
Up to 4'-0" x 2'-0"		\$475	\$506	\$579	\$579	\$300
Over 4'-0" x 2'-0" to 4'-0" x 4'-0"		\$649	\$694	\$755	\$755	\$300
Up to 8'-0" x 2'-0"		\$737	\$790	\$839	\$839	\$300
Over 8'-0" x 2'-0" to 8'-0" x 4'-0"		\$846	\$907	\$957	\$957	\$300
ADD FOR PANEL INSTALLATION PREPARATION						
Non-removable - Fixed with web screws						\$32
Removable - Using exposed angle method						\$136
HORIZONTAL ASTRAGAL - Flat plate attached						
Up to 4'-0" wide			FPL			\$67
Over 4'-0" to 8'-0" wide			FPL			\$84
TRANSOM PANELS - LABELED (18CRS) SIZES -1-3/4" THICK				SERIES RI	SERIES FT	SETUP CHARGE PNL/SU/CHARGE
Up to 4'-0" x 2'-0"				\$574	\$816	\$300
Over 4'-0" x 2'-0" to 4'-0" x 4'-0"				\$752	\$983	\$300
Up to 8'-0" x 2'-0"				\$866	\$1,106	\$300
Over 8'-0" x 2'-0" to 8'-0" x 4'-0"				\$971	\$1,222	\$300
ADD FOR PANEL INSTALLATION PREPARATION						
Non-removable - Fixed						\$229
Removable						\$229
HORIZONTAL ASTRAGAL - Flat plate attached						
Up to 4'-0" wide					FPL	\$67
Over 4'-0" to 8'-0" wide					FPL	\$84
WOOD TRANSOM PANEL PREPARATION						
Spring Bolts		Panel Height to 36"				\$66
		Panel Height Over 36" and up to 48"				\$95
METAL PANEL 3/8" THICK						
NON LABEL Construction	Price Per Square Foot (MIN. 3 sq ft)	18CRS				\$38
LABEL Construction	Price Per Square Foot (MIN. 3 sq ft)	18CRS				\$47
NON LABEL Construction	Price Per Square Foot (MIN. 3 sq ft)	16CRS				\$76
LABEL Construction	Price Per Square Foot (MIN. 3 sq ft)	16CRS				\$95
GALVANNEAL A60	Add per panel			GL4		\$75
SECURITY SIDELITE						
Add to welded sidelite frame unit price. Includes up to three 45R hinge preps, one deadbolt strike prep and special rabbet. 16 or 14 ga, 6-3/4" minimum depth. Does not include glass or panel.					FRSSL	\$216

CUSTOM FRAME PROFILES	CECO DOOR PRICE LIST	
<b>CUSTOM FRAME PROFILE STICK COMPONENTS and VARIATIONS</b> Listed below are ADD values to a base SC, SR or SQ frame. Price adds are for VARIABLE BACKBEND, NON STANDARD STOP HEIGHTS, SPECIAL RABBET, MISC and are CUMULATIVE. Refer the to Tech Data Manual for limitations and gauges. - not all profiles available in 14 and 12 gauges. Refer to the Tech Data Manual for the type of anchors and add for the anchors to the prices below.		<b>16 gauge</b>
<b>CUSTOM FRAME PROFILES</b>		
 SC, SR, SQ	 CCA, CRA, CQA	 CCB, CRB, CQB, CUB
 CCC, CRC, CQC	 CCD, CRD, CQD	 CCE, CRE, CQE
 CCG, CRG, CQG	 CRH	 CCI, CRI, CQI
 CRJ	 CQN	 CCQ, CRQ, CQQ
 CQP	Pocket Frame  CCP	 CQU, CUU  275  H
<b>PROFILE OPTIONS - NOTE: ONLY THE PROFILES LISTED ARE AVAILABLE FOR THAT OPTION.</b>		
<b>ALTERNATE BACKBENDS OPTION -With standard stop height and rabbets.</b>		<b>ADD / FRAME</b>
SC, SR, SQ CCE, CRE, CQE	CCA, CRA, CQA CCQ, CRQ, CQQ	CCB, CRB, CQB, CUB CCC, CRC, CQC CCD, CRD, CQD
		\$60
<b>NON-STANDARD STOP HEIGHT OPTION - With standard rabbets.</b>		
SC, SR, SQ CCG, CRG, CQG	CCA, CRA, CQA CRH	CCB, CRB, CQB, CUB CCI, CRI, CQI CCC, CRC, CQC CQN CCD, CRD, CQD CCQ, CRQ, CQQ CCE, CRE, CQE
		\$60
<b>SPECIAL RABBET OPTION - With standard stop heights.</b>		
SC, SR, SQ CCG, CRG, CQG	CCA, CRA, CQA CRH	CCB, CRB, CQB, CUB CCI, CRI, CQI CCC, CRC, CQC CQN CCD, CRD, CQD CCQ, CRQ, CQQ CCE, CRE, CQE
		\$47
<b>MISCELLANEOUS PROFILES - With standard stop height and rabbets.</b>		
CCG, CRG, CQG		\$129
CCC, CRC, CQC		\$129
CCD, CRD, CQD		\$129
CCE, CRE, CQE		\$129
CRH		\$129
CCI, CRI, CQI		\$79
275		\$74
H		\$52
CRJ		\$185
CQN		\$185
CCP, CQP (Pocket frame)		\$359
CQU, CUU (Stucco frame)		\$76
<b>CORNER WELDING PER FRAME</b>		
Miter sawed, inside full face & web weld. V5 for EQUAL faces 1" to 4"		\$194
Sawed, coped, butted and welded. V10 for UNEQUAL faces		\$216

**CUT & NOTCHED  
CONDITIONS for SLBL UNITS**

**CECO DOOR  
PRICE LIST**

When requiring FRSL & FRBL units with precut corners for both FRST and FRDTW or FRSTW sections, along with stock length glazing bead, use the following procedure.

**STEP 1 - FRAME SECTIONS**

Use pricing from SLBL formula page S - 6 (16CRS)

**STEP 2 - TUBES, TRANSOM BARS, and MULLION SECTIONS**

Use pricing from SLBL formula page S - 6 (16CRS)

**STEP 3 - GLAZING**

Glazing bead - Use TGB - Shipped in stock lengths of 120"

See page C-16 in the Components section for screws - part number 7000751

**STEP 4 - SPLINES & SPLICES**

Use pricing from SLBL formula page S - 6

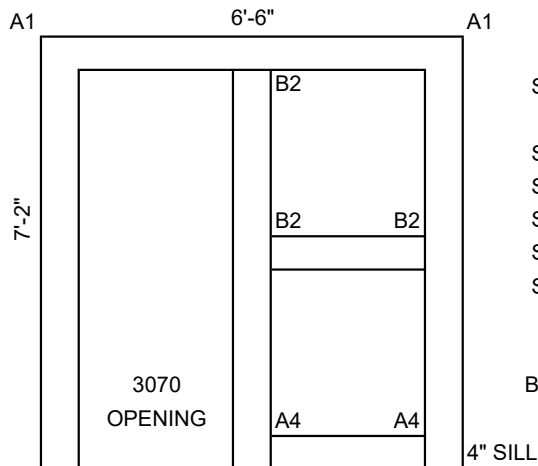
**STEP 5 - DOOR OPENINGS**

Use pricing from SLBL formula page S - 6

**STEP 6 - FRAME SECTION CONDITIONS**

	Cut and Notched
<b>A. OPEN FRAME SECTIONS</b>	
1. FS/SM/TC -FRAME SECTION SAW MITER CUT	\$13
2. FS/KV/TC -FRAME SECTION DIE MITER CUT	\$13
3. FS/CN/TC - FRAME SECTION CUT, NOTCHED (UP TO 2-7/8" FACE).	\$10
4. FS/CN/TC - FRAME SECTION CUT, NOTCHED (3" FACE OR LARGER).	\$10
<b>B. TUBES</b>	
1. TB/CN/TC - TUBE, SQUARE CUT, NOTCHED (UP TO 2-7/8" FACE).	\$10
2. TB/CN/TC - TUBE, SQUARE CUT, NOTCHED (3" FACE OR LARGER).	\$10
<b>C. BUNDLE</b>	
C, N & T - BUNDLE AND PALLETIZE, NO PRE-FIT	\$5
C, N & P - PLUS PRE-FITTED AND CARTONED (Add per frame unit )	\$152

**EXAMPLE: SQ614 / 16CRS**




	QTY	COST	TOTAL
STEP 1: 2" FS	21	@ 11.65 =	244.59
4" FS	3	@ 14.00 =	42.00
STEP 2: TUBE	10	@ 25.86 =	258.56
STEP 3: TGB	3	@ 30.00 =	90.00
STEP 4: NA	0	@ 0.00 =	0.00
STEP 5: SGL	1	@ 52.00 =	52.00
STEP 6: ( A1 )	4	@ 13.00 =	52.00
( A4 )	2	@ 10.00 =	20.00
( B2 )	3	@ 10.00 =	30.00
BUNDLE CHARGE	1	@ 5.00 =	5.00
			<u>\$ 794.15</u>

E119 frame systems are factory quoted. Use the quote form on page S-12.

**E119 Fire Resistive Glazing Maximum Sizes\***

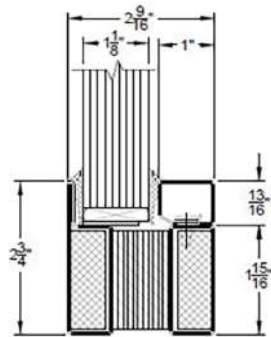
Glass Type	UL Fire Rating	Visible Glass Width x Height	Max. sq. inch	Glass Thickness
Contraflam 60	60 Minute	94-13/16" x 94-13/16"	3283	1-1/8"
Contraflam Structure 60	60 Minute	138-1/2" x 138-1/2"	7574	1-1/4"
Contraflam 90	90 Minute	94-13/16" x 94-13/16"	4435	1-7/16"
Contraflam 120	2 Hour	94-5/8" x 94-5/8"	4435	1-9/16"
Contraflam Structure 120	2 Hour	126" x 126"	4536	2-1/16"
Contraflam 180	3 hour	48" x 48"	2304	3-1/2"

\*No maximum overall unit size. Units are tested as walls.

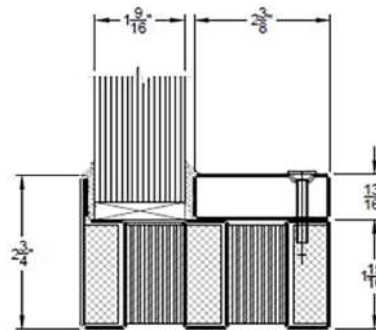


Transoms and sidelights also available.

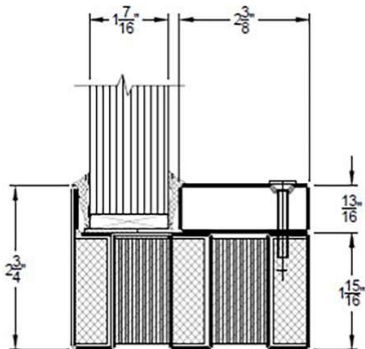
**CONTRAFLAM 60**



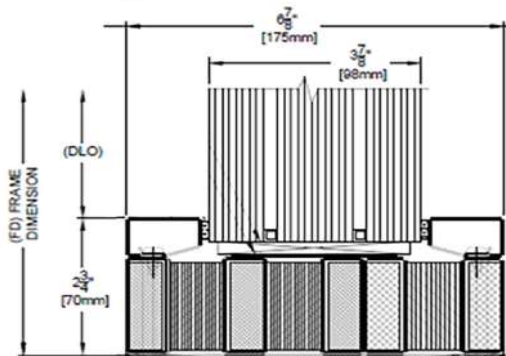
**CONTRAFLAM 120**



**CONTRAFLAM 90**



**CONTRAFLAM 180**



**MERCURY FRAME  
THERMAL BREAK**

**CECO DOOR  
PRICE LIST**

- A. Up to 7'2" in depths to 8-3/4" Include 6 loose anchors and welded sill anchors. Over 7'2" have 2 additional loose anchors.  
 B. Over 8-3/4" receive either WSFS or EO anchors and must be charged accordingly.  
 C. Throat dimension is 1" less than depth - 1/2" backbends standard.  
 D. Tagging and/ or three piece bundling not included.  
 E. Pemko S44 seal loose with frame.

<b>SINGLE SWING</b>		<b>MERCURY SERIES 16 GAUGE A60 GALVANNEAL (16GL4)</b>				
WIDTH	HEIGHT	334 to 600	618 to 778	800 to 978	1000 to 1178	1200 to 1400
20 - 30	68	\$806	\$831	\$866	\$906	\$946
	70	\$809	\$834	\$869	\$909	\$949
	72	\$822	\$847	\$882	\$922	\$962
	710 & 80	\$850	\$875	\$910	\$950	\$990
31 - 40	68	\$815	\$840	\$875	\$915	\$955
	70	\$818	\$843	\$878	\$918	\$958
	72	\$831	\$856	\$891	\$931	\$971
	80	\$859	\$884	\$919	\$959	\$999
<b>DOUBLE SWING</b>		334 to 600	618 to 778	800 to 978	1000 to 1178	1200 to 1400
40 - 60	68	\$856	\$881	\$926	\$986	\$1,031
	70	\$860	\$885	\$930	\$990	\$1,035
	72	\$870	\$895	\$940	\$1,000	\$1,045
	80	\$908	\$933	\$978	\$1,038	\$1,083
61 - 80	68	\$872	\$897	\$942	\$1,002	\$1,047
	70	\$876	\$901	\$946	\$1,006	\$1,051
	72	\$886	\$911	\$956	\$1,016	\$1,061
	710 & 80	\$924	\$949	\$994	\$1,054	\$1,099
<b>COMPONENTS</b>		334 to 600	618 to 778	800 to 978	1000 to 1178	1200 to 1400
FRFH	30	\$242	\$247	\$254	\$262	\$270
	40	\$251	\$256	\$263	\$271	\$279
Double	60	\$282	\$287	\$304	\$332	\$345
	80	\$298	\$303	\$320	\$348	\$361
FRHJ	68	\$281	\$291	\$305	\$321	\$337
	70	\$283	\$293	\$307	\$323	\$339
	72	\$288	\$298	\$312	\$328	\$344
	80	\$305	\$315	\$329	\$345	\$361
FRLJ	68	\$271	\$281	\$295	\$311	\$327
	70	\$272	\$282	\$296	\$312	\$328
	72	\$280	\$290	\$304	\$320	\$336
	80	\$287	\$297	\$311	\$327	\$343
Anchors	Up to 72	\$12	\$12	\$12	\$12	\$12
	Over 72	\$16	\$16	\$16	\$16	\$16

**MERCURY FRAME  
THERMAL BREAK**

**CECO DOOR  
PRICE LIST**

- A. Up to 7'2" in depths to 8-3/4" Include 6 loose anchors and welded sill anchors. Over 7'2" have 2 additional loose anchors.  
 B. Over 8-3/4" receive either WSFS or EO anchors and must be charged accordingly.  
 C. Throat dimension is 1" less than depth - 1/2" backbends standard.  
 D. Tagging and/ or three piece bundling not included.  
 E. Pemko S44 seal loose with frame.

<b>SINGLE SWING</b>		<b>MERCURY SERIES 14 GAUGE A60 GALVANNEAL (14GL4)</b>				
WIDTH	HEIGHT	334 to 600	618 to 778	800 to 978	1000 to 1178	1200 to 1400
20 - 30	68	\$850	\$875	\$910	\$950	\$990
	70	\$855	\$880	\$915	\$955	\$995
	72	\$869	\$894	\$929	\$969	\$1,009
	710 & 80	\$901	\$926	\$961	\$1,001	\$1,041
31 - 40	68	\$860	\$885	\$920	\$960	\$1,000
	70	\$865	\$890	\$925	\$965	\$1,005
	72	\$879	\$904	\$939	\$979	\$1,019
	80	\$911	\$936	\$971	\$1,011	\$1,051
<b>DOUBLE SWING</b>		334 to 600	618 to 778	800 to 978	1000 to 1178	1200 to 1400
40 - 60	68	\$908	\$933	\$978	\$1,038	\$1,083
	70	\$912	\$937	\$982	\$1,042	\$1,087
	72	\$926	\$951	\$996	\$1,056	\$1,101
	80	\$970	\$995	\$1,040	\$1,100	\$1,145
61 - 80	68	\$922	\$947	\$992	\$1,052	\$1,097
	70	\$926	\$951	\$996	\$1,056	\$1,101
	72	\$940	\$965	\$1,010	\$1,070	\$1,115
	710 & 80	\$984	\$1,009	\$1,054	\$1,114	\$1,159
<b>COMPONENTS</b>		334 to 600	618 to 778	800 to 978	1000 to 1178	1200 to 1400
FRFH	30	\$250	\$255	\$262	\$270	\$278
	40	\$260	\$265	\$272	\$280	\$288
Double	60	\$300	\$305	\$322	\$350	\$363
	80	\$314	\$319	\$336	\$364	\$377
FRHJ	68	\$298	\$308	\$322	\$338	\$354
	70	\$300	\$310	\$324	\$340	\$356
	72	\$307	\$317	\$331	\$347	\$363
	80	\$327	\$337	\$351	\$367	\$383
FRLJ	68	\$290	\$300	\$314	\$330	\$346
	70	\$293	\$303	\$317	\$333	\$349
	72	\$300	\$310	\$324	\$340	\$356
	80	\$308	\$318	\$332	\$348	\$364
Anchors	Up to 72	\$12	\$12	\$12	\$12	\$12
	Over 72	\$16	\$16	\$16	\$16	\$16



CECO DOOR PRICE LIST		MERCURY SERIES FRAME EXTRAS	
FRAME EXTRAS			ADD/FRAME
1. TAGGING THREE PIECE BUNDLING		TB	\$5
2. GALVANIZED G90 ASTM A924 Prime painted		3 Piece Frame Head Single or Double Hinge or Lock Jamb	\$66 \$22 \$22
3. CLOSER/HOLDER REINFORCEMENT		Welded Plate	S__ (1 thru 4) \$21
4. FOUR INCH HEADS (4" face)		Single Swing Double Swing	H400 H400 \$40 \$57
5. CORNER WELDING V2 Full Face Weld V3 Full Face and Rabbet Weld (soffit not welded)			T2 / V2 T3 / V3 \$68 \$124
6. ANCHOR OPTIONS LOOSE			
a. Wire Masonry Anchor		WMA up to 834 depth	A16 No Extra
ATTACHED - welded to the frame			
a. WOOD STUD		Up to 7-2 Over 7-2	WSFS WSFS \$12 \$16
b. EXISTING OPENING (Only EO/N)* Includes Dynabolts		Up to 7-2 Over 7-2	A09* A09* \$100 \$124
*Frame depths over 834 will have dual EO anchors. Multiply anchor price by 2.0			
7. STUCCO FRAME PROFILE 3-7/8" minimum depth		Add to 3PC Mercury frame price	TQU, TRU \$76

**MERCURY SERIES FORMULA for  
Thermal Break Sidelight, Borrowed lite and Transom**

**CECO DOOR  
PRICE LIST**

- A. To estimate special multiple opening frame assemblies, follow steps below.  
 B. Depths over 8-3/4" will receive either WSFS or EO anchors and priced accordingly per page SP-31.

STEP 1 - FRAME SECTIONS	16ga GALV. A60 (16GL4)				
SECTION	334 to 600	618 to 778	800 to 978	1000 to 1178	1200 to 1400
FRST 2" Face	\$47.59 3.1#/ft	\$49.06 3.1#/ft	\$51.12 3.5#/ft	\$53.47 3.9#/ft	\$55.82 4.2#/ft
F100 1" Face	\$47.59 2.7#/ft	\$49.06 2.7#/ft	\$51.12 3.1#/ft	\$53.47 3.5#/ft	\$55.82 4.2#/ft
F400 4" Face	\$49.94 3.2#/ft	\$51.41 3.2#/ft	\$53.47 3.7#/ft	\$55.82 4.1#/ft	\$58.18 5.5#/ft
F418 to F800 Over 4" to 8"	\$59.49 6.0#/ft	\$61.32 6.3#/ft	\$63.90 6.5#/ft	\$66.84 6.8#/ft	\$69.78 7.0#/ft
F818 to F1200 Over 8" to 12"	\$65.43 7.6#/ft	\$67.46 7.8#/ft	\$70.29 8.1#/ft	\$73.52 8.3#/ft	\$76.76 8.7#/ft

STEP 2 - TUBES, TRANSOM BARS, and MULLION SECTIONS						
FRDTW = 2" face	\$80.90	\$83.40	\$86.90	\$90.90	\$94.90	
FRDTW100 = 1" face	4.3#/ft	4.3#/ft	5.2#/ft	6.1#/ft	8.1#/ft	
4" face	\$88.99	\$91.74	\$95.59	\$99.99	\$104.39	
	4.9#/ft	4.9#/ft	6.7#/ft	6.8#/ft	8.9#/ft	
6" face	\$102.34	\$105.50	\$109.93	\$114.99	\$120.05	
	5.5#/ft	5.5#/ft	7.2#/ft	7.5#/ft	9.6#/ft	

STEP 3 - GLAZING			
GLAZING BEAD (TGB) applied hard against the stop with one screw only.		.40#/ft	\$5 per ft
GLAZING BEAD (TGB) with set glazing pocket and all screws.		.40#/ft	\$10 per ft

STEP 4 - SPLINES & SPLICES			
SPLINES (FSPA) -	One required every two feet.	1# each	\$24 each
STICK SPLICES -	Required when frame exceeds 10'4"		\$93 each
Use splines to field join frame assemblies that exceed 8'-0" in both directions.			

STEP 5 - DOOR OPENINGS			
SINGLE DOOR per opening	\$52	DOUBLE DOOR per opening	\$78
Includes S strike & 4-1/2" x .134" hinge preparation.		Includes 4-1/2" x .134" hinge preparation.	

STEP 6 - WELD			
Full Face Weld	Frame Corner		Intersection 3-1/8" to 12"
	V2	\$34	
	V3	\$62	
Full Face and Rabbet Weld (soffit not weldec)	V5	\$97	\$108
	Intersection	\$97	
up to 3"			

NOTE: Welding charges at the intersections are for cutting, joining and welding BOTH faces at ONLY one end of the frame section. Welding both ends of a frame count as two separate welded joints.

G90 Add	Open Sections	Per Foot	\$6.18
	Closed Sections	Per Foot	\$12.36

MERCURY SERIES FORMULA for Thermal Break Sidelight, Borrowed lite and Transom			CECO DOOR PRICE LIST				
A. To estimate special multiple opening frame assemblies, follow steps below.							
B. Depths over 8-3/4" will receive either WSFS or EO anchors and priced accordingly per page SP-31.							
STEP 1 - FRAME SECTIONS		14ga GALV. A60 (14GL4)					
SECTION		334 to 600	618 to 778	800 to 978	1000 to 1178	1200 to 1400	
FRST 2" Face		\$50.29 3.1#/ft	\$51.76 3.1#/ft	\$53.82 3.5#/ft	\$56.18 3.9#/ft	\$58.53 4.2#/ft	
F100 1" Face		\$50.29 2.7#/ft	\$51.76 2.7#/ft	\$53.82 3.1#/ft	\$56.18 3.5#/ft	\$58.53 4.2#/ft	
F400 4" Face		\$52.65 3.2#/ft	\$54.12 3.2#/ft	\$56.18 3.7#/ft	\$58.53 4.1#/ft	\$60.88 5.5#/ft	
F418 to F800 Over 4" to 8"		\$62.87 6.0#/ft	\$64.71 6.3#/ft	\$67.28 6.5#/ft	\$70.22 6.8#/ft	\$73.16 7.0#/ft	
F818 to F1200 Over 8" to 12"		\$69.15 7.6#/ft	\$71.18 7.8#/ft	\$74.01 8.1#/ft	\$77.24 8.3#/ft	\$80.48 8.7#/ft	
STEP 2 - TUBES, TRANSOM BARS, and MULLION SECTIONS							
FRDTW = 2" face		\$85.50	\$88.00	\$91.50	\$95.50	\$99.50	
FRDTW100 = 1" face		4.3#/ft	4.3#/ft	5.2#/ft	6.1#/ft	8.1#/ft	
4" face		\$94.05	\$96.80	\$100.65	\$105.05	\$109.45	
		4.9#/ft	4.9#/ft	6.7#/ft	6.8#/ft	8.9#/ft	
6" face		\$108.16	\$111.32	\$115.75	\$120.81	\$125.87	
		5.5#/ft	5.5#/ft	7.2#/ft	7.5#/ft	9.6#/ft	
STEP 3 - GLAZING							
GLAZING BEAD (TGB) applied hard against the stop with one screw only.					.40#/ft	\$5	per ft
GLAZING BEAD (TGB) with set glazing pocket and all screws.					.40#/ft	\$10	per ft
STEP 4 - SPLINES & SPLICES							
SPLINES (FSPA) -	One required every two feet.			1# each	\$24	each	
STICK SPLICES -	Required when frame exceeds 10'4"				\$93	each	
Use splines to field join frame assemblies that exceed 8'-0" in both directions.							
STEP 5 - DOOR OPENINGS							
SINGLE DOOR per opening		\$52	DOUBLE DOOR per opening		\$78		
Includes S strike & 4-1/2" x .134" hinge preparation.			Includes 4-1/2" x .134" hinge preparation.				
STEP 6 - WELD							
		Frame Corner		Intersection			
Full Face Weld	V2	\$34	3" to 12"				
Full Face and Rabbet Weld (soffit not weldec	V3	\$62					
Full Face and Rabbet Weld (soffit not weldec	V5	\$97					
		Intersection	\$86	\$108			
		up to					
		2-7/8"					
NOTE: Welding charges at the intersections are for cutting, joining and welding BOTH faces at ONLY one end of the frame section. Welding both ends of a frame count as two separate welded joints.							
G90 Add		Open Sections		Per Foot	\$6		
		Closed Sections		Per Foot	\$12		

# Request Quote for ASTM E119 Fire Resistive Systems

**CECO DOOR  
PRICE LIST**

**E119 FIRE RESISTIVE  
FRAMES**

Product Information:	
Product Type	<input type="checkbox"/> 60 Min. <input type="checkbox"/> 90 Min. <input type="checkbox"/> 120 Min. <input type="checkbox"/> 180 Min.
	<input type="checkbox"/> Frame Only <input type="checkbox"/> Frame with Glass
Int./Ext.	<input type="checkbox"/> Interior
Finish Type	<input type="checkbox"/> Enamel <input type="checkbox"/> Prime Only
PPG Color #	_____ <input type="checkbox"/> TBD
Phased Shipping	<input type="checkbox"/> Yes* <input type="checkbox"/> No

\*Phased jobs require breakdown at time of quote.

<b>Date:</b>	
<b>Distributor Location/Branch:</b>	
<b>Job Name:</b>	
<b>Requested By:</b>	
<b>Requested Ship Date:</b>	
<b>Ship To:</b>	

Attachments:	Item Description:
<input type="checkbox"/>	Architectural Elevation Drawings
<input type="checkbox"/>	Architectural Detail Drawings
<input type="checkbox"/>	Architectural Floor Plans
<input type="checkbox"/>	Specifications: Glass and Frames
<input type="checkbox"/>	Door Schedule
<input type="checkbox"/>	Hardware Schedule
<input type="checkbox"/>	Hardware Templates

<b>Notes:</b>

Ceco Door  
 9159 Telecom Drive • Milan, TN 38358  
 Tel (888) 232-6366 • Fax (888) 232-6462  
 archhelp@cecodoor.com | www.cecodoor.com

Ceco is a brand associated with AADC, Inc., an ASSA ABLOY Group company.  
 Copyright © 2017, AADC, Inc. All rights reserved. Reproduction in whole or in part without the express written permission of AADC, Inc. is prohibited.

ASSA ABLOY, the global leader  
 in door opening solutions

CECO DOOR  
PRICE LIST

NOTES

**DU, DQ or DR SERIES Frames  
18 GAGE FOR 1-3/4" DOORS**

**CECO DOOR  
PRICE LIST**

- A. Each jamb has (1) plumb anchor to 7'2" and (2) over 7'2" height along with dimpled holes at the sill.  
 B. D series throat dimension is 1" less than depth - 1/2" standard backbends.  
 C. Depths available in 1/8" increments. Bundling and/or tagging not included.

	WIDTH	HEIGHT	300 to 600	618 to 778	800 to 978
<b>SINGLE SWING</b>	16 - 30	68	\$191	\$216	\$281
		70	\$192	\$217	\$282
		72	\$200	\$225	\$290
		710, 80	\$235	\$260	\$325
	31 - 40	68	\$197	\$222	\$287
		70	\$198	\$223	\$288
		72	\$206	\$231	\$296
		710, 80	\$241	\$266	\$331
<b>DOUBLE SWING</b>	41 - 60	68	\$238	\$268	\$338
		70	\$240	\$270	\$340
		72	\$246	\$276	\$346
		710, 80	\$290	\$320	\$390
	61 - 80	68	\$252	\$282	\$352
		70	\$254	\$284	\$354
		72	\$260	\$290	\$360
		710, 80	\$304	\$334	\$404
<b>COMPONENTS</b>			<b>300 to 600</b>	<b>618 to 778</b>	<b>800 to 978</b>
<b>FRFH</b>	16 - 30		\$37	\$42	\$55
	31 - 40		\$43	\$48	\$61
	41 - 60		\$76	\$86	\$104
	61 - 80		\$90	\$100	\$118
<b>FRHJ</b>	68		\$81	\$91	\$117
	70		\$82	\$92	\$118
	72		\$85	\$95	\$121
	710, 80		\$107	\$117	\$143
<b>FRLJ</b>	68		\$73	\$83	\$109
	70		\$73	\$83	\$109
	72		\$78	\$88	\$114
	710, 80		\$91	\$101	\$127

EXTRAS		CODE	ADD/FRAME
1. CASSED OPENING FRAMES	Per Frame	DC	\$12
	Per Component	DC	\$4
2. TAGGING AND/OR THREE PIECE BUNDLING		TB	\$5
3. GALVANNEAL A60	3 Piece Frame	GL4	\$39
	Heads Single or Double		\$13
	Hinge or Lock Jamb		\$13

DU, DQ or DR SERIES Frames 16 GAGE FOR 1-3/4" DOORS				CECO DOOR PRICE LIST			
A. Each jamb has (1) plumb anchor to 7'2" and (2) over 7'2" height along with dimpled holes at the sill.							
B. D series throat dimension is 1" less than depth - 1/2" standard backbends.							
D. Depths available in 1/8" increments. Bundling and/or tagging not included.							
	WIDTH	HEIGHT	300 to 600	618 to 778	800 to 978	1000 to 1178	1200 to 1400
SINGLE SWING	16 - 30	68	\$201	\$226	\$291	\$321	\$361
		70	\$203	\$228	\$293	\$323	\$363
		72	\$211	\$236	\$301	\$331	\$371
	16 - 30	710, 80	\$247	\$272	\$337	\$367	\$407
		90	\$266	\$291	\$356	\$386	\$426
		100	\$283	\$308	\$373	\$403	\$443
	31 - 40	68	\$208	\$233	\$298	\$328	\$368
		70	\$210	\$235	\$300	\$330	\$370
		72	\$218	\$243	\$308	\$338	\$378
	31 - 40	710, 80	\$254	\$279	\$344	\$374	\$414
		90	\$273	\$298	\$363	\$393	\$433
		100	\$290	\$315	\$380	\$410	\$450
DOUBLE SWING	41 - 60	68	\$248	\$278	\$348	\$398	\$438
		70	\$250	\$280	\$350	\$400	\$440
		72	\$260	\$290	\$360	\$410	\$450
	41 - 60	710, 80	\$302	\$332	\$402	\$452	\$492
		90	\$326	\$356	\$426	\$476	\$516
		100	\$348	\$378	\$448	\$498	\$538
	61 - 80	68	\$264	\$294	\$364	\$414	\$454
		70	\$266	\$296	\$366	\$416	\$456
		72	\$276	\$306	\$376	\$426	\$466
	61 - 80	710, 80	\$318	\$348	\$418	\$468	\$508
		90	\$342	\$372	\$442	\$492	\$532
		100	\$364	\$394	\$464	\$514	\$554
COMPONENTS			300 to 600	618 to 778	800 to 978	1000 to 1178	1200 to 1400
FRFH	16 - 30		\$43	\$48	\$61	\$67	\$75
	31 - 40		\$50	\$55	\$68	\$74	\$82
	41 - 60		\$82	\$92	\$110	\$136	\$144
	61 - 80		\$98	\$108	\$126	\$152	\$160
FRHJ	68		\$83	\$93	\$119	\$131	\$147
	70		\$84	\$94	\$120	\$132	\$148
	72		\$89	\$99	\$125	\$137	\$153
	710, 80		\$110	\$120	\$146	\$158	\$174
	90		\$122	\$132	\$158	\$170	\$186
	100		\$133	\$143	\$169	\$181	\$197
FRLJ	68		\$75	\$85	\$111	\$123	\$139
	70		\$76	\$86	\$112	\$124	\$140
	72		\$79	\$89	\$115	\$127	\$143
	710, 80		\$94	\$104	\$130	\$142	\$158
	90		\$101	\$111	\$137	\$149	\$165
	100		\$107	\$117	\$143	\$155	\$171
EXTRAS						CODE	ADD/FRAME
1. CASSED OPENING FRAMES					Per Frame	DC	\$12
					Per Component	DC	\$4
2. TAGGING AND/OR THREE PIECE BUNDLING						TB	\$5
3. GALVANNEAL A60			3 Piece Frame			GL4	\$39
			Heads Single or Double				\$13
			Hinge or Lock Jamb				\$13

**DU, DQ or DR SERIES Frames  
14 GAGE FOR 1-3/4" DOORS**

**CECO DOOR  
PRICE LIST**

- A. Each jamb has (1) plumb anchor to 7'2" and (2) over 7'2" height along with dimpled holes at the sill.  
 B. D series throat dimension is 1" less than depth - 1/2" standard backbends.  
 C. Depths available in 1/8" increments. Bundling and/or tagging not included.

	WIDTH	HEIGHT	300 to 600	618 to 778	800 to 978	1000 to 1178	1200 to 1400
<b>SINGLE SWING</b>	16 - 30	68	\$249	\$274	\$339	\$369	\$409
		70	\$251	\$276	\$341	\$371	\$411
		72	\$261	\$286	\$351	\$381	\$421
	16 - 30	710, 80	\$300	\$325	\$390	\$420	\$460
		90	\$321	\$346	\$411	\$441	\$481
		100	\$341	\$366	\$431	\$461	\$501
	31 - 40	68	\$257	\$282	\$347	\$377	\$417
		70	\$259	\$284	\$349	\$379	\$419
		72	\$269	\$294	\$359	\$389	\$429
	31 - 40	710, 80	\$308	\$333	\$398	\$428	\$468
		90	\$329	\$354	\$419	\$449	\$489
		100	\$349	\$374	\$439	\$469	\$509
<b>DOUBLE SWING</b>	41 - 60	68	\$304	\$334	\$404	\$454	\$494
		70	\$306	\$336	\$406	\$456	\$496
		72	\$314	\$344	\$414	\$464	\$504
	41 - 60	710, 80	\$364	\$394	\$464	\$514	\$554
		90	\$390	\$420	\$490	\$540	\$580
		100	\$414	\$444	\$514	\$564	\$604
	61 - 80	68	\$322	\$352	\$422	\$472	\$512
		70	\$324	\$354	\$424	\$474	\$514
		72	\$332	\$362	\$432	\$482	\$522
	61 - 80	710, 80	\$382	\$412	\$482	\$532	\$572
		90	\$408	\$438	\$508	\$558	\$598
		100	\$432	\$462	\$532	\$582	\$622
<b>COMPONENTS</b>			458 to 600	618 to 778	800 to 978	1000 to 1178	1200 to 1400
<b>FRFH</b>	16 - 30		\$50	\$55	\$68	\$74	\$82
	31 - 40		\$58	\$63	\$76	\$82	\$90
	41 - 60		\$94	\$104	\$122	\$148	\$156
	61 - 80		\$112	\$122	\$140	\$166	\$174
<b>FRHJ</b>	68		\$105	\$115	\$141	\$153	\$169
	70		\$106	\$116	\$142	\$154	\$170
	72		\$110	\$120	\$146	\$158	\$174
	710, 80		\$135	\$145	\$171	\$183	\$199
	90		\$148	\$158	\$184	\$196	\$212
	100		\$160	\$170	\$196	\$208	\$224
<b>FRLJ</b>	68		\$94	\$104	\$130	\$142	\$158
	70		\$95	\$105	\$131	\$143	\$159
	72		\$101	\$111	\$137	\$149	\$165
	710, 80		\$115	\$125	\$151	\$163	\$179
	90		\$123	\$133	\$159	\$171	\$187
	100		\$131	\$141	\$167	\$179	\$195
<b>EXTRAS</b>						<b>CODE</b>	<b>ADD/FRAME</b>
1. CASSED OPENING FRAMES					Per Frame	DC	\$12
					Per Component	DC	\$4
2. TAGGING AND/OR THREE PIECE BUNDLING						TB	\$5
3. GALVANNEAL A60			3 Piece Frame		GL4	\$39	
			Heads Single or Double			\$13	
			Hinge or Lock Jamb			\$13	



CECO DOOR PRICE LIST		DU, DQ or DR SERIES FRAME EXTRAS	
FRAME EXTRAS		CODE	ADD/FRAME
1. SPECIALS	FRAME DEPTH - No extra for depth range shown		
a. FRAME SIZE - Other than shown, price next larger size		SPC/Fsize/SETUP	\$300
SET UP CHARGE 1 to 9 Frames or 1 to 27 pieces			NO ADD
10 or more Frames or more than 28 pieces			
b. HARDWARE LOCATIONS	Strike height	SLH or ___S	NO ADD
Not CECO standard locations	Hinge spacing	HSX or ___H	NO ADD
2. FOUR INCH HEAD (4" FACE)	Single Swing	H400	\$40
Double Rabbet frames only	Double Swing	H400	\$57
3. CLOSER / HOLDER REINFORCEMENT	Attached Welded Plate	S_(1 thru 4)	\$21
	Attached Welded 1/2 Closer Reinf.	H1	\$24
4. WARNOCK HERSEY LABEL - Applied	PER HINGE JAMB	BW, CW or TW	\$21
5. UNDERWRITERS LABEL - Applied	Per Hinge Jamb	BU, CU or TU	\$21
Optional Zee Spacer at strike jamb		ADD/ZEE	\$8
Refer to TECH DATA MANUAL for limitations			
6. FACTORY MUTUAL LABEL	Per Hinge Jamb	BUF, CUF, TUF	\$42
Label applied along with UL or WH label		BWF, CWF, TWF	
7. WEATHERSTRIP FRAME WITH KERF POCKET and GASKET			
Gasket is furnished to fit kerf frame pocket. The gasket material meets			
NFPA 105 requirements for smoke barrier conditions. Available in 18, 16 or 14 gage.			
Double Rabbet 5-1/2" minimum depth, 1400 maximum depth.		DQW	
Single rabbet 3-3/8" minimum depth, 6" maximum depth.		DRW	
Maximum Size 4080 / 8080		DQW or DRW	\$129
Head			\$43
Jamb			\$43
8. COMMUNICATING DOOR FRAME		C	\$52
9. DRYWALL SILL STRAP	Welded	A11	\$20
10. ADDITIONAL PLUMB ANCHOR	Welded	A12	\$20
11. HOSPITAL SANITARY / CUTOFF STOPS	4" High	HOS/ST4	\$150
	6" High	HOS/ST6	\$150
12. SPECIAL FACE DIMENSIONS			
a. THREE PIECE FRAME with equal faces - KD corners.			
1. Frame face 1-1/2" or 1-3/4" only.		F112 or F134	NO ADD
13. NAILER FRAME	3-3/4" minimum, 13" maximum	DQB or DUB	\$63
		DRB or DCB	

**BU, BQ or BR SERIES Frames  
18 GAGE for 1-3/4" DOORS**

**CECO DOOR  
PRICE LIST**

- A. Up to 7'2" in depths to 8-3/4" Include 6 loose anchors, 2 welded sill anchors. Over 7'2" have 2 additional anchors  
 B. Over 8-3/4" receive either Masonry "T", Yoke & Strap, Metal Stud or Wood Stud anchors and must be charged accordingly.  
 C. B series throat dimension is 1" less than depth - 1/2" standard backbends.  
 D. Depths available in 1/8" increments. Bundling and/or tagging not included.

	WIDTH	HEIGHT	300 to 600	618 to 778	800 to 978
<b>SINGLE SWING</b>	16 - 30	68	\$186	\$206	\$246
		70	\$189	\$209	\$249
		72	\$204	\$224	\$264
		710, 80	\$234	\$254	\$294
	31 - 40	68	\$196	\$216	\$256
		70	\$199	\$219	\$259
		72	\$214	\$234	\$274
		710, 80	\$244	\$264	\$304
<b>DOUBLE SWING</b>	41 - 60	68	\$240	\$265	\$320
		70	\$244	\$269	\$324
		72	\$256	\$281	\$336
		710, 80	\$298	\$323	\$378
	61 - 80	68	\$258	\$283	\$338
		70	\$262	\$287	\$342
		72	\$274	\$299	\$354
		710, 80	\$316	\$341	\$396
<b>COMPONENTS</b>			<b>300 to 600</b>	<b>618 to 778</b>	<b>800 to 978</b>
<b>FRFH</b>	16 - 30		\$40	\$44	\$52
	31 - 40		\$50	\$54	\$62
	41 - 60		\$86	\$95	\$118
	61 - 80		\$104	\$113	\$136
<b>FRHJ</b>	68		\$71	\$79	\$95
	70		\$73	\$81	\$97
	72		\$79	\$87	\$103
	80		\$98	\$106	\$122
<b>FRLJ</b>	68		\$63	\$71	\$87
	70		\$64	\$72	\$88
	72		\$73	\$81	\$97
	80		\$80	\$88	\$104
<b>Anchors</b>	Up to 72		\$12	\$12	\$12
	Over 72		\$16	\$16	\$16

**BU, BQ or BR SERIES Frames  
16 GAGE for 1-3/4" DOORS**

**CECO DOOR  
PRICE LIST**

- A. Up to 7'2" in depths to 8-3/4" Include 6 loose anchors, 2 welded sill anchors. Over 7'2" have 2 additional anchors  
 B. Over 8-3/4" receive either Masonry "T", Yoke & Strap, Metal Stud or Wood Stud anchors and must be charged accordingly.  
 C. B series throat dimension is 1" less than depth - 1/2" standard backbends.  
 D. Depths available in 1/8" increments. Bundling and/or tagging not included.

	WIDTH	HEIGHT	300 to 600	618 to 778	800 to 978	1000 to 1178	1200 to 1400
<b>SINGLE SWING</b>	16 - 30	68	\$194	\$214	\$254	\$289	\$334
		70	\$195	\$215	\$255	\$290	\$335
		72	\$203	\$223	\$263	\$298	\$343
	16 - 30	710, 80	\$240	\$260	\$300	\$335	\$380
		90	\$253	\$273	\$313	\$348	\$393
		100	\$279	\$299	\$339	\$374	\$419
	31 - 40	68	\$200	\$220	\$260	\$295	\$340
		70	\$201	\$221	\$261	\$296	\$341
		72	\$209	\$229	\$269	\$304	\$349
	31 - 40	710, 80	\$246	\$266	\$306	\$341	\$386
		90	\$259	\$279	\$319	\$354	\$399
		100	\$285	\$305	\$345	\$380	\$425
<b>DOUBLE SWING</b>	41 - 60	68	\$242	\$267	\$322	\$362	\$422
		70	\$244	\$269	\$324	\$364	\$424
		72	\$250	\$275	\$330	\$370	\$430
	41 - 60	710, 80	\$298	\$323	\$378	\$418	\$478
		90	\$316	\$341	\$396	\$436	\$496
		100	\$346	\$371	\$426	\$466	\$526
	61 - 80	68	\$258	\$283	\$338	\$378	\$438
		70	\$260	\$285	\$340	\$380	\$440
		72	\$266	\$291	\$346	\$386	\$446
	61 - 80	710, 80	\$314	\$339	\$394	\$434	\$494
		90	\$332	\$357	\$412	\$452	\$512
		100	\$362	\$387	\$442	\$482	\$542
<b>COMPONENTS</b>			<b>300 to 600</b>	<b>618 to 778</b>	<b>800 to 978</b>	<b>1000 to 1178</b>	<b>1200 to 1400</b>
<b>FRFH</b>	16 - 30		\$43	\$47	\$55	\$62	\$71
	31 - 40		\$49	\$53	\$61	\$68	\$77
	41 - 60		\$82	\$91	\$114	\$126	\$150
	61 - 80		\$98	\$107	\$130	\$142	\$166
<b>FRHJ</b>	68		\$74	\$82	\$98	\$112	\$130
	70		\$75	\$83	\$99	\$113	\$131
	72		\$78	\$86	\$102	\$116	\$134
	80		\$100	\$108	\$124	\$138	\$156
	90		\$109	\$117	\$133	\$147	\$165
	100		\$124	\$132	\$148	\$162	\$180
<b>FRLJ</b>	68		\$65	\$73	\$89	\$103	\$121
	70		\$65	\$73	\$89	\$103	\$121
	72		\$70	\$78	\$94	\$108	\$126
	80		\$81	\$89	\$105	\$119	\$137
	90		\$85	\$93	\$109	\$123	\$141
	100		\$96	\$104	\$120	\$134	\$152
Anchors		Up to 72	\$12	\$12	\$12	\$12	\$12
		Over 72	\$16	\$16	\$16	\$16	\$16

**BU, BQ or BR SERIES Frames  
14 GAGE for 1-3/4" DOORS**

**CECO DOOR  
PRICE LIST**

- A. Up to 7'2" in depths to 8-3/4" Include 6 loose anchors, 2 welded sill anchors. Over 7'2" have 2 additional anchors  
 B. Over 8-3/4" receive either Masonry "T", Yoke & Strap, Metal Stud or Wood Stud anchors and must be charged accordingly.  
 C. B series throat dimension is 1" less than depth - 1/2" standard backbends.  
 D. Depths available in 1/8" increments. Bundling and/or tagging not included.

	WIDTH	HEIGHT	300 to 600	618 to 778	800 to 978	1000 to 1178	1200 to 1400
<b>SINGLE SWING</b>	16 - 30	68	\$240	\$260	\$300	\$335	\$380
		70	\$244	\$264	\$304	\$339	\$384
		72	\$263	\$283	\$323	\$358	\$403
	16 - 30	710, 80	\$302	\$322	\$362	\$397	\$442
		90	\$325	\$345	\$385	\$420	\$465
		100	\$349	\$369	\$409	\$444	\$489
	31 - 40	68	\$253	\$273	\$313	\$348	\$393
		70	\$257	\$277	\$317	\$352	\$397
		72	\$276	\$296	\$336	\$371	\$416
	31 - 40	710, 80	\$315	\$335	\$375	\$410	\$455
		90	\$338	\$358	\$398	\$433	\$478
		100	\$362	\$382	\$422	\$457	\$502
<b>DOUBLE SWING</b>	41 - 60	68	\$310	\$335	\$390	\$430	\$490
		70	\$316	\$341	\$396	\$436	\$496
		72	\$330	\$355	\$410	\$450	\$510
	41 - 60	710, 80	\$384	\$409	\$464	\$504	\$564
		90	\$414	\$439	\$494	\$534	\$594
		100	\$448	\$473	\$528	\$568	\$628
	61 - 80	68	\$332	\$357	\$412	\$452	\$512
		70	\$338	\$363	\$418	\$458	\$518
		72	\$352	\$377	\$432	\$472	\$532
	61 - 80	710, 80	\$406	\$431	\$486	\$526	\$586
		90	\$436	\$461	\$516	\$556	\$616
		100	\$470	\$495	\$550	\$590	\$650
<b>COMPONENTS</b>			<b>300 to 600</b>	<b>618 to 778</b>	<b>800 to 978</b>	<b>1000 to 1178</b>	<b>1200 to 1400</b>
<b>FRFH</b>	16 - 30		\$52	\$56	\$64	\$71	\$80
	31 - 40		\$65	\$69	\$77	\$84	\$93
	41 - 60		\$112	\$121	\$144	\$156	\$180
	61 - 80		\$134	\$143	\$166	\$178	\$202
<b>FRHJ</b>	68		\$93	\$101	\$117	\$131	\$149
	70		\$96	\$104	\$120	\$134	\$152
	72		\$103	\$111	\$127	\$141	\$159
	80		\$128	\$136	\$152	\$166	\$184
	90		\$143	\$151	\$167	\$181	\$199
	100		\$160	\$168	\$184	\$198	\$216
<b>FRLJ</b>	68		\$83	\$91	\$107	\$121	\$139
	70		\$84	\$92	\$108	\$122	\$140
	72		\$96	\$104	\$120	\$134	\$152
	80		\$106	\$114	\$130	\$144	\$162
	90		\$114	\$122	\$138	\$152	\$170
	100		\$121	\$129	\$145	\$159	\$177
Anchors		Up to 72	\$12	\$12	\$12	\$12	\$12
		Over 72	\$16	\$16	\$16	\$16	\$16

BU, BQ or BR SERIES FRAME EXTRAS		CECO DOOR PRICE LIST	
FRAME EXTRAS		CODE	ADD/FRAME
1. CASED OPENING FRAMES	Per Frame Per Component	BC BC	\$12 \$4
2. TAGGING AND/ OR THREE PIECE BUNDLING		TB	\$5
3. GALVANNEAL A60 ASTM A924 Prime painted	3 Piece Frame Head Single or Double Hinge or Lock Jamb	GL4	\$39 \$13 \$13
4. GALVANIZED G90 ASTM A924 Prime painted Not available in 12 gage or over 8'-2" sections	3 Piece Frame Head Single or Double Hinge or Lock Jamb	G90	\$66 \$22 \$22
5. CLOSER/HOLDER REINFORCEMENT	Welded Plate Welded Half Sleeve	S_(1 thru 4) H1	\$21 \$24
6. MITER GUIDES DEDUCT When frames are welded, miter guides may be eliminated.	DEDUCT PER FRAME DEDUCT PER JAMB	KV KV	\$4 \$2
7. UNEQUAL RABBETS - 1-15/16" & 1-9/16"		BU	No Add
9. FOUR INCH HEAD (4" Face) Double Rabbet frames Only	SINGLE DOUBLE	H400	\$40 \$57
10. WARNOCK HERSEY LABEL - Applied Refer to the TECH DATA MANUAL for size limitations.	per hinge jamb	AW, BW, CW, TW	\$21
11. UNDERWRITERS LABEL - Applied Must be furnished with closer reinforcement. Refer to the TECH DATA MANUAL for size limitations.	per hinge jamb	AU, BU, CU, TU	\$21
12. FACTORY MUTUAL LABEL Label applied along with either UL or WH label	per hinge jamb	AUF, BUF, CUF, TUF AWF, BWF, CWF, TW	\$42
13. DUTCH DOOR FRAME		D	\$26
14. COMMUNICATING DOOR FRAME		C	\$52
15. CORNER WELDING AT THE PLANT V2 Full Face Weld V3 Full Face and Web Weld		V2 V3	\$68 \$124
17. SPECIALS - FRAME DEPTH - No extra for depth range shown. a. FRAME SIZE - Other than shown, price next larger size. SET UP CHARGE - 1 to 9 Frames or 1 to 27 pieces 10 or more frames or more than 28 pieces b. HARDWARE LOCATIONS Not CECO standard locations	Strike height Hinge spacing	SPC/FSIZE/SETUP SLH or __S HSX or __H	\$300 No Add No Add No Add
18. ANCHOR OPTIONS - ATTACHED	Metal Stud Up to 7'2" Over 7'2" Wood Stud Up to 7'2" Over 7'2"	A01, A03 A01, A03 A06, A07 A06, A07	\$12 \$16 \$12 \$16
19. HOSPITAL SANITARY / CUTOFF STOPS Double Rabbet Only	4" HIGH 6" HIGH	HOS/ST4 HOS/ST6	\$150 \$150
20. Depths of 1418 to 1578	Multiply the 1200 to 1400 depth by		2.5
21. Depths of 1600 to 1778	Multiply the 1200 to 1400 depth by		3.0

**DQ, DU, DR - DRYWALL FRAME  
"KD" 16 GAGE BORROWED LITES**

**CECO DOOR  
PRICE LIST**

**Each Borrowed Lite Requires a Pair of Horizontal and a Pair of Vertical Sections**

**DQ BORROWED LITE Horizontal Section - COLD ROLLED 2" FACE ONLY**

**Horizontal Frame Sections have a plumb anchor at each end**

**Frame sections 5'-0" and over, also have a plumb anchor in the middle of the section.**

			300 to 600		618 to 778		800 to 978		1000 to 1178		1200 to 1400	
<b>Horizontal Sections</b>			Each	Pair	Each	Pair	Each	Pair	Each	Pair	Each	Pair
20	Thru	30	\$58	\$116	\$63	\$126	\$76	\$152	\$82	\$164	\$90	\$180
31	Thru	40	\$70	\$140	\$75	\$150	\$88	\$176	\$94	\$188	\$102	\$204
41	Thru	50	\$93	\$186	\$102	\$204	\$117	\$234	\$138	\$276	\$145	\$290
51	Thru	60	\$112	\$224	\$122	\$244	\$140	\$280	\$166	\$332	\$174	\$348

**DQ BORROWED LITE Vertical Frame Section - COLD ROLLED 2" FACE ONLY**

			300 to 600		618 to 778		800 to 978		1000 to 1178		1200 to 1400	
<b>Vertical Sections</b>			Each	Pair	Each	Pair	Each	Pair	Each	Pair	Each	Pair
20	Thru	30	\$61	\$122	\$65	\$130	\$76	\$152	\$81	\$162	\$88	\$176
31	Thru	40	\$76	\$152	\$82	\$164	\$97	\$194	\$104	\$208	\$113	\$226
41	Thru	50	\$92	\$184	\$99	\$198	\$118	\$236	\$127	\$254	\$138	\$276
51	Thru	60	\$108	\$216	\$117	\$234	\$139	\$278	\$149	\$298	\$163	\$326

<b>Extras</b>	<b>Add / Lite</b>
Galvanneal A60	\$52

1. Includes loose glazing bead, supplied cut to length and including self drilling Tec screws.
2. Maximum sizes are listed in the table above. Maximum glass size is 36 square feet, with no more than 6'-0" in either direction.
3. 16CRS material is standard.

DQ, DU, DR - DRYWALL FRAME  
"KD" 14 GAGE BORROWED LITES

CECO DOOR  
PRICE LIST

Each Borrowed Lite Requires a Pair of Horizontal and a Pair of Vertical Sections

DQ BORROWED LITE Horizontal Section - COLD ROLLED 2" FACE ONLY

Horizontal Frame Sections have a plumb anchor at each end

Frame sections 5'-0" and over, also have a plumb anchor in the middle of the section.

Horizontal Sections	300 to 600		618 to 778		800 to 978		1000 to 1178		1200 to 1400	
	Each	Pair	Each	Pair	Each	Pair	Each	Pair	Each	Pair
20 Thru 30	\$65	\$130	\$70	\$140	\$83	\$166	\$89	\$178	\$97	\$194
31 Thru 40	\$78	\$156	\$83	\$166	\$96	\$192	\$102	\$204	\$110	\$220
41 Thru 50	\$103	\$206	\$112	\$224	\$127	\$254	\$148	\$296	\$155	\$310
51 Thru 60	\$124	\$248	\$134	\$268	\$152	\$304	\$178	\$356	\$186	\$372

DQ BORROWED LITE Vertical Frame Section - COLD ROLLED 2" FACE ONLY

Vertical Sections	300 to 600		618 to 778		800 to 978		1000 to 1178		1200 to 1400	
	Each	Pair	Each	Pair	Each	Pair	Each	Pair	Each	Pair
20 Thru 30	\$69	\$138	\$73	\$146	\$84	\$168	\$89	\$179	\$96	\$192
31 Thru 40	\$87	\$174	\$93	\$186	\$108	\$216	\$115	\$229	\$124	\$248
41 Thru 50	\$106	\$211	\$113	\$226	\$132	\$263	\$141	\$281	\$152	\$303
51 Thru 60	\$124	\$249	\$133	\$266	\$155	\$311	\$166	\$331	\$179	\$359

Extras	Add / Lite
Galvanneal A60	\$52

1. Includes loose glazing bead, supplied cut to length and including self drilling Tec screws.
2. Maximum sizes are listed in the table above. Maximum glass size is 36 square feet, with no more than 6'-0" in either direction.
3. 14CRS material is standard.

**DQ or DU - DRYWALL FRAME  
"KD" SIDELITE**

**CECO DOOR  
PRICE LIST**

Sidelite price is determined by adding the perimeter frame, vertical mullion, sill section, TGB and the tagging/bundling.  
 Perimeter frame width includes the door opening and the sidelite. Door opening includes 4.5" x .134" hinge preparation.  
 Vertical mullion includes the top 5/8" stop notch, stirrup anchor, footclip and one ASA strike prep.  
 Sill section includes two 5/8" stop notches.  
 Non-rated only.

PERIMETER FRAME		16 GAUGE COLD ROLLED STEEL		
WIDTH	HEIGHT	412 to 600	618 to 778	800 to 834
30	68	\$208	\$233	\$298
thru	70	\$210	\$235	\$300
40	72	\$218	\$243	\$308
	80	\$254	\$279	\$344
41	68	\$248	\$278	\$348
thru	70	\$250	\$280	\$350
60	72	\$260	\$290	\$360
	80	\$302	\$332	\$402
61	68	\$264	\$294	\$364
thru	70	\$266	\$296	\$366
80	72	\$276	\$306	\$376
	80	\$318	\$348	\$418

16 GAUGE GALVANEAL STEEL		
412 to 600	618 to 778	800 to 834
\$247	\$272	\$337
\$249	\$274	\$339
\$257	\$282	\$347
\$293	\$318	\$383
\$287	\$317	\$387
\$289	\$319	\$389
\$299	\$329	\$399
\$341	\$371	\$441
\$303	\$333	\$403
\$305	\$335	\$405
\$315	\$345	\$415
\$357	\$387	\$457

VERTICAL MULLION				
	68 - 70	\$222	\$245	\$277
	72 - 80	\$245	\$271	\$307

\$250	\$273	\$305
\$277	\$303	\$339

SILL SECTION				
2" Face	12" Long	\$30	\$32	\$34
4" Face	12" Long	\$33	\$34	\$36
6" Face	12" Long	\$35	\$37	\$41

\$32	\$34	\$36
\$35	\$36	\$38
\$37	\$39	\$43

2" Face	24" Long	\$40	\$43	\$47
4" Face	24" Long	\$45	\$48	\$52
6" Face	24" Long	\$51	\$55	\$61

\$44	\$47	\$51
\$49	\$52	\$56
\$55	\$59	\$65

2" Face	36" Long	\$51	\$55	\$61
4" Face	36" Long	\$58	\$62	\$68
6" Face	36" Long	\$66	\$72	\$82

\$57	\$61	\$67
\$64	\$68	\$74
\$72	\$78	\$88

2" Face	48" Long	\$61	\$67	\$75
4" Face	48" Long	\$70	\$76	\$84
6" Face	48" Long	\$81	\$90	\$102

\$69	\$75	\$83
\$78	\$84	\$92
\$89	\$98	\$110

<b>TGB GLASS STOP</b>	per ft	\$5
<b>TAGGING/BUNDLING</b>		\$5

FRAME EXTRAS		CODE	ADD/FRAME
1. CLOSER / HOLDER REINFORCEMENT	Welded Half Reinf.	H1	\$24
	Welded Plate Reinf.	S_(1 thru 4)	\$21
2. ANCHOR OPTION	Welded Sill Strap	A11	\$20
3. ADDITIONAL PLUMB ANCHOR	Welded	A12	\$20

For additional hardware preps, refer to the Accessories/Preparations section.



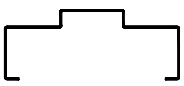

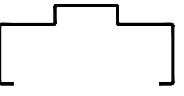

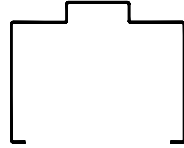
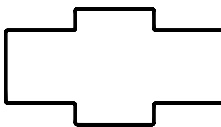
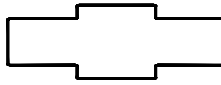









NOTES

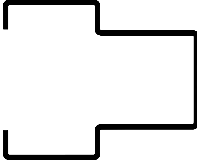

CECO DOOR  
PRICE LIST

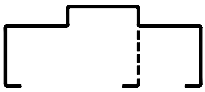

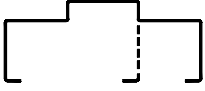
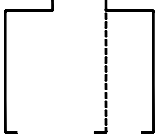
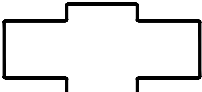


CECO DOOR  
PRICE LIST

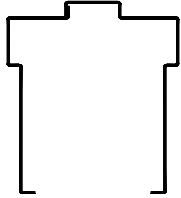
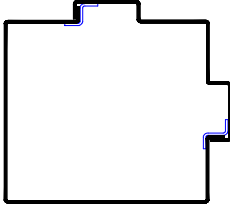
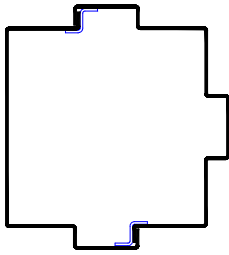
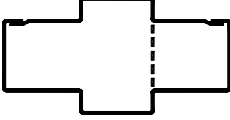
NOTES

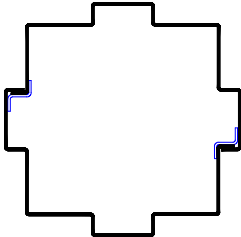
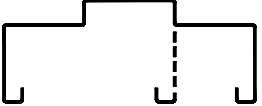
SU SERIES STOCK STICK COMPONENTS		CECO DOOR PRICE LIST					
TRANSOM JAMBS - FOR 6'-8", 7'-0", 7'-2" DOOR HEIGHTS 16 GA COLD ROLLED (16CRS) - 10'-4" LENGTHS							
NOTE: INDICATE DEPTH OR HAND OR HEIGHT WHERE APPLICABLE							
	CODE	434	534	634	734	834	
HINGE JAMB		FRTHJ	\$144	\$138	\$159	\$159	\$181
							
HINGE JAMB 1" FACE		FRTHJ100	\$144	\$138	\$159	\$159	\$181
							
LOCK JAMB		FRTLJ	\$118	\$112	\$133	\$133	\$155
							
LOCK JAMB 1" FACE		FRTLJ100	\$118	\$112	\$133	\$133	\$155
							
OTHER STICK COMPONENTS							
PLAIN STICK		FRST	\$105	\$99	\$120	\$120	\$142
							
FACE 1"		FRST100	\$105	\$99	\$120	\$120	\$142
							
FACE 4"		FRST400	\$129	\$123	\$145	\$145	\$166
							
"D" MULLION		FRDTW	\$233	\$233	\$267	\$267	\$314
							
"D" MULLION 1" FACE		FRDTW100	\$233	\$233	\$267	\$267	\$314
							
HAT SECTION		FRHAT	\$119	\$119	\$136	\$136	\$160
							
A60 Galvanneal Add			Open Sections		Per Foot		\$2.29
			Closed Sections		Per Foot		\$4.59

CECO DOOR PRICE LIST		SU & SQ SERIES STICK COMPONENTS				
OTHER STICK COMPONENTS - 16 GA COLD ROLLED (16CRS), 10'-4" LENGTHS						
NOTE: INDICATE DEPTH OR HAND OR HEIGHT WHERE APPLICABLE						
CASED OPENING	CODE	434	534	634	734	834
2" 	FRST PROFILE SC	\$106	\$112	\$128	\$149	\$173
4" 	FRST PROFILE SC	\$131	\$137	\$152	\$173	\$198
14 GA GALVANNEAL (14A60), 8'-4" LENGTHS						
SILL SECTION						
	SSC14A60____	\$40	\$40	\$47	\$50	\$65
	SSB14A60134 Up to F1200	\$90	\$90	\$90	\$90	\$90
	SSB14A60138 Up to F1200	\$90	\$90	\$90	\$90	\$90
	BRST____	\$7	\$7	\$7	\$7	\$7
A60 Galvanneal Add			Open Sections		Per Foot	\$2.29
			Closed Sections		Per Foot	\$4.59

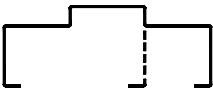

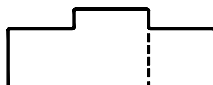
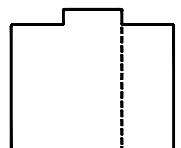
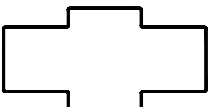


SU SERIES "C" MULLIONS 16 Gage		CECO DOOR PRICE LIST	
"C" MULLION SECTION - 16 GAGE COLD ROLLED (16CRS) -10'-4" LENGTHS			
FEMALE SECTIONS			
		LIST EACH	
	a. SMF 16CRS 434000 ST 104		\$140
	b. SMF 16CRS 534000 ST 104		\$140
	c. SMF 16CRS 634000 ST 104		\$160
	d. SMF 16CRS 734000 ST 104		\$160
	e. SMF 16CRS 834000 ST 104		\$189
MALE SECTIONS			
	a. SMM 16CRS 000000 ST 104 PLAIN		\$93
	b. SMM 16CRS 000000 LJ 104 (LH/RH) S ASA strike prep on one side		\$106
	c. SMM 16CRS 000000 LJ 104 (RL) S ASA strike prep on both sides		\$119
	d. SMM 16CRS 000000 LJ 104 (LH/RH) C Cylindrical strike prep on one side		\$106
	e. SMM 16CRS 000000 LJ 104 (RL) C Cylindrical strike prep on both sides		\$119
	f. SMM 16CRS 000000 HJ (height) (LH/RH) (3) 4.5 x .134 Hinge prep on one side		\$132
	g. SMM 16CRS 000000 HJ (height) (RL) (3) 4.5 x .134 Hinge prep on both sides		\$171
	h. SMM 16CRS 000000 HJ (height) (RR/LL) S (3) 4.5 x .134 Hinge prep on one side & strike prep		\$145
	i. ASSEMBLE MALE & FEMALE SECTIONS ADD to combined total of both sections		\$25
	A60 Galvanneal Add	Closed Sections	Per Foot




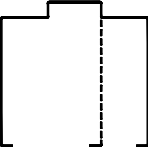
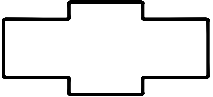


CECO DOOR PRICE LIST		SU, SQ & SR SERIES 16 GAGE STICK MATERIAL					
TRANSOM JAMBS - FOR 6'-8", 7'-0", 7'-2" DOOR HEIGHTS 16 GA COLD ROLLED (16CRS), 10'- 0" LENGTHS							
NOTE: INDICATE DEPTH OR HAND OR HEIGHT WHERE APPLICABLE							
Dotted lines indicate single rabbet	CODE	534	300 to 600	618 to 778	800 to 978	1000 to 1178	1200 to 1400
<b>HINGE JAMB</b>							
1" to 2" Face 	FRTHJ FRTHJ100	\$135	\$141	\$155	\$176	\$200	\$223
<b>LOCK JAMB</b>							
1" to 2" Face 	FRTLJ FRTLJ100	\$109	\$115	\$129	\$150	\$174	\$197
<b>PLAIN STICK</b>							
1" to 2" Face 	FRST FRST100	\$96	\$102	\$116	\$137	\$161	\$184
<b>2 1/8 - 12" FACE SECTION</b>							
2-1/8" to 4" Face 4-1/8" to 6" Face 6-1/8" to 8" Face 8-1/8" to 10" Face 10-1/8" to 12" Face 	FRST or SL2	\$119 \$144 \$144 \$201 \$201	\$125 \$153 \$153 \$214 \$214	\$140 \$175 \$175 \$245 \$245	\$161 \$206 \$206 \$288 \$288	\$184 \$241 \$241 \$337 \$337	\$208 \$276 \$276 \$387 \$387
<b>MULLION - PLAIN</b>							
1" to 2" Face 2-1/8" to 4" Face 4-1/8" to 6" Face 6-1/8" to 8" Face 8-1/8" to 10" Face 10-1/8" to 12" Face 	FRSTW or FRDTW	\$226 \$278 \$353 \$353 \$430 \$430	\$226 \$278 \$353 \$353 \$430 \$430	\$259 \$318 \$404 \$404 \$490 \$490	\$304 \$374 \$475 \$475 \$580 \$580	\$357 \$439 \$557 \$557 \$670 \$670	\$409 \$503 \$638 \$638 \$770 \$770
<b>HAT or FLAT HAT SECTION</b>							
	FRHAT or FRFHT	\$115	\$115	\$132	\$155	\$181	\$208
<b>CASED OPENING</b>							
1" to 2" Face 4" Face 	FRST FRST100 SC - Profile	\$103 \$126	\$109 \$132	\$124 \$147	\$144 \$168	\$168 \$191	\$191 \$215
Depths 1418 to 1578	Multiply the 1200 to 1400 depth by						2.5
Depths 1600 to 1778	Multiply the 1200 to 1400 depth by						3.0
A60 Galvanneal Add					Open Sections	Per Foot	\$2.29
					Closed Sections	Per Foot	\$4.59

SR or SQ 16 GAGE STICK COMPONENTS		CECO DOOR PRICE LIST					
SPECIAL COMPONENTS 16 GA COLD ROLLED (16CRS), 10'-0" LENGTHS							
	CODE	SGL RABBET 300 to 600	458 to 600	618 to 778	800 to 978	1000 to 1178	1200 to 1400
<b>SILL SECTION</b>							
4-1/8" to 6" Face 6-1/8" to 8" Face 8-1/8" to 10" Face 10-1/8" to 12" Face 	SL3	\$278 \$353 \$388 \$427	\$278 \$353 \$388 \$427	\$318 \$404 \$444 \$489	\$374 \$418 \$460 \$506	\$386 \$490 \$539 \$593	\$442 \$562 \$618 \$680
<b>CORNER ASSEMBLY</b>							
	FRCP1 or FRCP2	N/A	\$371	\$425	\$500	\$586	\$672
<b>3 WAY MULLION</b>							
	FRCP3 or FRCP5	N/A	\$417	\$478	\$562	\$658	\$755
<b>PROFILE &amp; HAT MULLION</b>							
 <p>1. Frame components installed - seams unfinished. \$6.00 per foot list add to frame stick and hat component prices.</p> <p>2. Frame components installed - seams finished. Finishing available on factory welded frames only. \$12.00 per foot list add to frame stick and hat component prices.</p>	FRBTW						
<b>GALVANIZED G90 - ASTM924 Prime Painted</b>		<b>AVAILABLE UP TO 10'-0" LENGTHS</b>					
ADD to 16CRS stick section price.	G90	List Price Add Per Foot					
PLAIN or BQ STICK		\$6.18					
SILL SECTION		\$6.18					
MULLION		\$12.36					
HAT or FLAT HAT SECTION		\$6.18					
CASED OPENING		\$6.18					
Not Available in 12 gage							

CECO DOOR PRICE LIST		BU, BR & SQ 16 GAGE STICK COMPONENTS					
SPECIAL COMPONENTS		16 GA COLD ROLLED (16CRS), 10'-0" LENGTHS					
Dotted lines indicate single rabbet		SGL RABBET	458 to	618 to	800 to	1000 to	1200 to
4 WAY MULLION	CODE	300 to 600	600	778	978	1178	1400
	FRCP4	N/A	\$513	\$587	\$691	\$810	\$929
BU or BR STICK	CODE	SGL RABBET	458 to	618 to	800 to	1000 to	1200 to
		300 to 578	600	778	978	1178	1400
 2" FACE	FRST	\$102	\$102	\$116	\$137	\$161	\$184
HARDWARE PREPS FOR ALL MULLIONS & CORNER ASSEMBLY COMPONENTS							
FOR 1.5 PAIR OF 4.5" x .134" HINGES		ADD.....	\$39				
FOR 2 PAIR OF 4.5" x .134" HINGES		ADD.....	\$52				
FOR "S" OR "C" STRIKE		ADD.....	\$13				
A60 Galvanneal Add		Open Sections	Per Foot				\$2.29
		Closed Sections	Per Foot				\$4.59



SU, SQ & SR SERIES 14 GAGE STICK COMPONENTS			CECO DOOR PRICE LIST				
TRANSOM JAMBS - FOR 6'-8", 7'-0", 7'-2" DOOR HEIGHTS 14 GA COLD ROLLED (14CRS), 10'-0" LENGTHS							
NOTE: INDICATE DEPTH OR HAND OR HEIGHT WHERE APPLICABLE							
	CODE	534	300 to 600	618 to 778	800 to 978	1000 to 1178	1200 to 1400
Dotted lines indicate single rabbet							
<b>HINGE JAMB</b>							
1" to 2" Face 	FRTHJ FRTHJ100	\$162	\$168	\$183	\$203	\$227	\$250
<b>LOCK JAMB</b>							
1" to 2" Face 	FRTLJ FRTLJ100	\$136	\$142	\$157	\$177	\$201	\$224
<b>PLAIN STICK</b>							
1" to 2" Face 	FRST FRST100	\$123	\$129	\$144	\$164	\$188	\$211
<b>2 1/8" - 12" FACE SECTION</b>							
2-1/8" to 4" Face 4-1/8" to 6" Face 6-1/8" to 8" Face 8-1/8" to 10" Face 10-1/8" to 12" Face 	FRST or SL2	\$146 \$184 \$184 \$258 \$258	\$152 \$193 \$193 \$271 \$271	\$167 \$215 \$215 \$301 \$301	\$188 \$246 \$246 \$345 \$345	\$211 \$281 \$281 \$394 \$394	\$235 \$317 \$317 \$443 \$443
<b>MULLION</b>							
1" to 2" Face 2-1/8" to 4" Face 4-1/8" to 6" Face 6-1/8" to 8" Face 8-1/8" to 10" Face 10-1/8" to 12" Face 	FRSTW or FRDTW	\$271 \$325 \$390 \$390 \$470 \$470	\$271 \$325 \$390 \$390 \$470 \$470	\$301 \$362 \$434 \$434 \$530 \$530	\$345 \$414 \$496 \$496 \$600 \$600	\$394 \$473 \$567 \$567 \$690 \$690	\$443 \$532 \$639 \$639 \$770 \$770
<b>HAT or FLAT HAT</b>							
	FRHAT or FRFHT	\$144	\$144	\$158	\$181	\$206	\$232
<b>CASED OPENING</b>							
1" to 2" Face 4" Face 	FRST or FRST100 SC - Profile	\$130 \$154	\$136 \$159	\$151 \$174	\$171 \$195	\$195 \$218	\$218 \$242
1418 to 1578 depths		Multiply the 1200 to 1400 depth column shown above by					2.5
1600 to 1778 depths		Multiply the 1200 to 1400 depth column shown above by					3.0
A60 Galvanneal Add				Open Sections		Per Foot	\$2.29
				Closed Sections		Per Foot	\$4.59

CECO DOOR PRICE LIST		SU, SQ & SR SERIES 12 GAGE STICK COMPONENTS						
TRANSOM JAMBS - FOR 6'-8", 7'-0", 7'-2" DOOR HEIGHTS 12 GA COLD ROLLED (12CRS), 10'-0" LENGTHS								
NOTE: INDICATE DEPTH OR HAND OR HEIGHT WHERE APPLICABLE								
Dotted lines indicate single rabbet	CODE	534	334 to 600	618 to 778	800 to 978	1000 to 1178	1200 to 1400	
<b>HINGE JAMB</b>		FRTHJ FRTHJ100	\$267	\$273	\$287	\$308	\$331	\$355
1" to 2" Face								
<b>LOCK JAMB</b>		FRTLJ FRTLJ100	\$241	\$247	\$261	\$282	\$305	\$329
1" to 2" Face								
<b>PLAIN STICK</b>		FRST FRST100	\$228	\$234	\$248	\$269	\$292	\$316
1" to 2" Face								
<b>2 1/8 - 12" FACE SECTION</b>		FRST or SL2	\$282	\$288	\$302	\$323	\$346	\$370
2-1/8" to 4" Face								
4-1/8" to 6" Face								
6-1/8" to 8" Face								
8-1/8" to 10" Face								
10-1/8" to 12 Face								
<b>MULLION</b>		FRSTW or FRDTW	\$586	\$586	\$619	\$665	\$717	\$769
1" to 2" Face								
2-1/8" to 4" Face								
4-1/8" to 6" Face								
6-1/8" to 8" Face								
8-1/8" to 10" Face								
10-1/8" to 12" Face								
<b>HAT or FLAT HAT SECTION</b>		FRHAT or FRFHT	\$266	\$266	\$283	\$306	\$332	\$359
								
<b>CASED OPENING</b>		FRST FRST100 SC - Profile	\$265	\$271	\$286	\$306	\$330	\$354
1" to 2" Face								
<b>HARDWARE PREPS FOR MULLION</b>								
1. For 1.5 Pair of 4.5" x .134" Hinges					ADD	\$39		
2. For 2 Pair of 4.5" x .134" Hinges					ADD	\$52		
3. For "S" or "C" Strike					ADD	\$13		
A60 Galvanneal Add					Open Sections		Per Foot	\$2.29
					Closed Sections		Per Foot	\$4.59

**CUSTOM FRAME PROFILES  
STICK COMPONENTS**



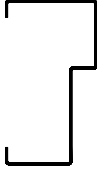
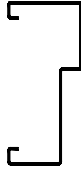

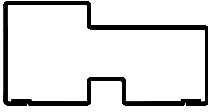


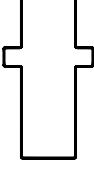
**CECO DOOR  
PRICE LIST**

**CUSTOM PROFILES and VARIATIONS**

16 gauge

Listed below are ADD values to a base SR and SQ frames, any length, Stick Component.

REFER TO TECH DATA MANUAL FOR LIMITATIONS OF EACH PROFILE.

FLUSH GLAZED MEMBERS				ADD/STICK
 CF54/2	 BF54/2	 CF54/1	 BD54/1	\$62
Special Glazing Bead add below.				
 CF54/2M	 CF54/1M			\$123
CENTER GLAZED MEMBERS				
 CF57/2	 BD57/2			\$41
 CF57/2M				\$82
SPECIAL GLAZING BEADS				
For non standard channel shape				\$66
For use with Flush Glazed conditions				\$75

**OTHER CUSTOM FRAME PROFILES**

SILL SECTIONS - SL 2, SL 3

REFER to PRICE BOOK Page C - 5 and C - 6

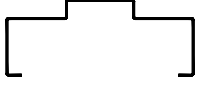
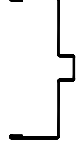
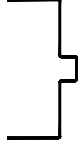
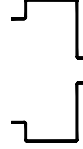


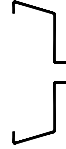

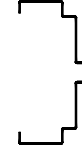


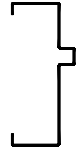
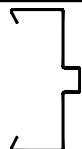
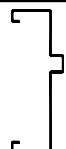
CORNER POSTS-FRCP2, FRCP3, FRCP4, FRCP5

REFER to PRICE BOOK Page C - 6 and C - 7

**CECO DOOR  
PRICE LIST**

**CUSTOM FRAME PROFILES  
STICK COMPONENTS**

**CUSTOM FRAME PROFILE STICK COMPONENTS and VARIATIONS 16 gauge only**  
 Listed below are ADD values to a base SC, SR and SQ any length  
 Stick Component. Price adds are for VARIABLE BACKBEND, NON STANDARD STOP HEIGHTS,  
 SPECIAL RABBETS, MISCELLANEOUS and are CUMULATIVE. Refer to the Tech Data Manual  
 pages for respective LIMITATIONS.

CUSTOM FRAME PROFILES - STICK COMPONENTS					
 SC, SR or SQ	 CCA, CRA or CQA	 CCB, CRB or CQB	 CCC, CRC or CQC	 CCD, CRD or CQD	 CCE, CRE or CQE
 CCG, CRG or CQG	 CRH	 CCI, CRI or CQI	 CRJ	 CQN	 CXX
 CCQ, CRQ or CQQ	 BXX				

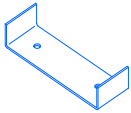

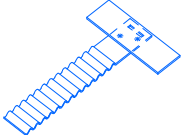
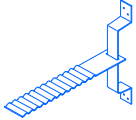
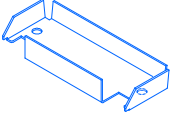
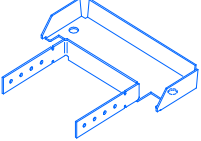
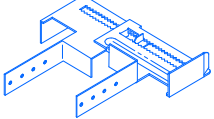
**PROFILE OPTIONS - NOTE: ONLY THE PROFILES LISTED ARE AVAILABLE FOR THAT OPTION.**

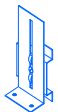
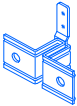

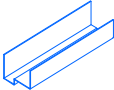
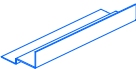
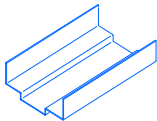

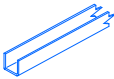

ALTERNATE BACKBENDS OPTION - With standard stop height and rabbets.						ADD / FOOT
SC, SR or SQ	CCA, CRA or CQA	CCB, CRB or CQB	CCC, CRC or CQC	CCD, CRD or CQD	CCE, CRE or CQE	\$5.90
CCQ, CRQ or CQQ						

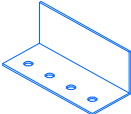
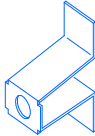
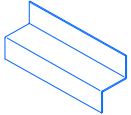
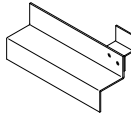
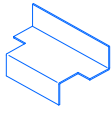
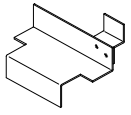
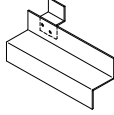
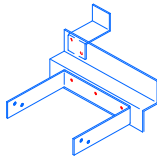
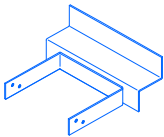
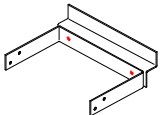
NON-STANDARD STOP HEIGHT OPTION - With standard rabbets.						
SC, SR, or SQ	CCA, CRA or CQA	CCB, CRB or CQB	CCC, CRC or CQC	CCD, CRD or CQD	CCE, CRE or CQE	\$5.90
CCG, CRG or CQG	CRH	CCI, CRI or CQI		CQN	CXX	
CCQ, CRQ or CQQ	BXX					

SPECIAL RABBIT OPTION - With standard stop heights.						
SC, SR or SQ	CCA, CRA or CQA	CCB, CRB or CQB	CCC, CRC or CQC	CCD, CRD or CQD	CCE, CRE or CQE	\$4.70
CCG, CRG or CQG	CRH	CCI, CRI or CQI			BXX	
CCQ, CRQ or CQQ						

MISCELLANEOUS PROFILES - With standard stop height and rabbets.						
CCG, CRG, CQG						\$12.90
CCC, CRC, CQC						\$12.90
CCD, CRD, CQD						\$12.90
CCE, CRE, CQE						\$12.90
CRH						\$12.90
CCI, CRI, CQI						\$7.90
CRJ						\$18.50
CQN						\$18.50
CQU, CUU (Stucco frame)						\$7.60


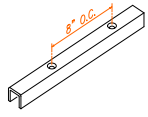
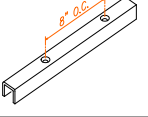
DOOR & FRAME PARTS		CECO DOOR PRICE LIST					
DESCRIPTION	ILLUSTRATION	PART NUMBER	FRAME DEPTH	UNIT LIST	PALLET QUANT.	PALLET LIST	
SIDELITE FLOOR ANCHOR		SLFA__	434,534,634 634,734,834	\$3			
WIRE MASONRY ANCHOR		WMA	UP TO 834	\$2	2500	\$4,875.00	
		ON PALLET, EACH =				\$1.95	
MASONRY TEE ANCHOR 2" Face Jambs		MT__	434	\$2	1000	\$1,950.00	
			534		1000	\$1,950.00	
			ON PALLET, EACH =				\$1.95
			634	\$2	800	\$1,560.00	
			734		700	\$1,365.00	
		834	700		\$1,365.00		
		ON PALLET, EACH =				\$1.95	
YOKE & STRAP Masonry Anchor		YS	ALL	\$5	500	\$2,475.00	
		ON PALLET, EACH =				\$4.95	
METAL STUD ANCHOR 2" Face Jambs		6106358 MS__	434	\$2	2000	\$3,900.00	
					2000	\$3,900.00	
		ON PALLET, EACH =				\$1.95	
WOOD STUD ANCHOR 2" Face Jambs		6106359	434	\$2	1300	\$2,535.00	
		WS534	534		1300	\$2,535.00	
		6106363	614		1100	\$2,145.00	
		6106360	634		1100	\$2,145.00	
		6110536	718		1000	\$1,950.00	
		6106364	714		1000	\$1,950.00	
		6106361	734		900	\$1,755.00	
		6106365	814		900	\$1,755.00	
		6106362	834	900	\$1,755.00		
		ON PALLET, EACH =				\$1.95	
ADJUSTABLE STUD ANCHOR 2" Face Jambs (2) Pieces required per anchor		ADJ/STUD 6102721 or 6102722	ALL FRAME DEPTHS	\$1.00 PER PIECE	2000	\$1,900.00	
		ON PALLET, EACH =				\$0.95	


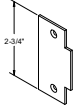
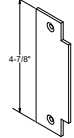
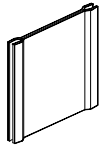
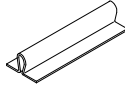
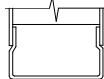




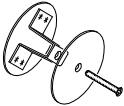
CECO DOOR LIST PRICE		DOOR & FRAME PARTS					
DESCRIPTION	ILLUSTRATION	PART NUMBER	FRAME DEPTH	UNIT LIST	PALLET QUANT.	PALLET LIST	
ADJUSTABLE FLOOR ANCHOR		ADJFL/16	-	\$14	-	-	
ADJUSTABLE PLUMB ANCHOR		6106056		\$6	-	-	
EXISTING OPENING ANCHOR ( 2" face jambs) LESS FASTENER		EO/SF6	434 to 634	\$2	1600	\$3,120	
		EO/SF8	678 to 834	\$2	1000	\$1,950	
		ON PALLET, EACH =				\$1.95	
EXISTING OPENING FASTENERS							
a. 3/8 X 5 inch DYNABOLT		7000010		\$8	1000	\$8,000	
b. #24 x 4.5" FH PHI Zinc WS		7001591	-	\$8	1000	\$8,000	
c. 3/8 X 6 inch DYNABOLT		0/29/50044	-	\$8	1000	\$8,000	
FRAME CLOSER REINF.- FULL DEPTH 14ga SINGLE RABBET		CR34300	300				
		CR34334	334	\$14	-	-	
FRAME CLOSER REINF.- HALF 14ga for All Series with 1-15/16" RABBET		CR/HALF		\$12	400	\$4,400	
		ON PALLET, EACH =				\$11	
FRAME CLOSER REINF.- FULL DEPTH 14ga for SERIES SU & DU FOR USE ON UNEQUAL DOUBLE RABBET STOCK FRAME ONLY		CR____ (Depth)	434		450	\$5,850	
			534	\$14	380	\$4,940	
			634		300	\$3,900	
			ON PALLET, EACH =				\$13
			734	\$15	228	\$3,192	
			834		170	\$2,380	
ON PALLET, EACH =				\$14			
SPREADER BAR  Channel type 10"-0"		SPBAR		\$30	450	\$13,050	
		ON PALLET, EACH =				\$29	
SPREADER BAR  Precut to size		SPBAR____ (size)	20 thru 30	\$12	1000	\$11,000	
			ON PALLET, EACH =				\$11
			40,50,60	\$21	500	\$10,000	
			ON PALLET, EACH =				\$20
END CHANNEL STOCK 3/4" leg X 120" length		6109977	-	\$39	-	-	






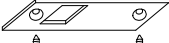
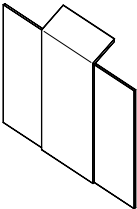
DOOR & FRAME PARTS		CECO DOOR LIST PRICE	
DESCRIPTION	ILLUSTRATION	PART NUMBER	UNIT LIST
<b>SERIES SQ FLOOR ANCHOR</b>		SA312 SA500 SA612 SA800	\$2
<b>SERIES SQ EXISTING OPENING ANCHOR</b> For Special Face Jamb (less fasteners)		EO/N100, EO/W100 EO/N114, EO/W114 EO/N112, EO/W112 EO/N134, EO/W134 EO/N200, EO/W200 EO/N212, EO/W212	\$2
<b>METAL STUD MSZ1</b> FOR DOUBLE RABBET FRAMES For stud walls built inside of frame jamb		MSZ1/312 MSZ1/500 MSZ1/612 MSZ1/800	\$2
<b>METAL STUD MSZ1</b> FOR SINGLE RABBET FRAME		MSZ1/S/312 MSZ1/S/500 MSZ1/S/612 MSZ1/S/800	\$2
<b>METAL STUD MSZ2</b> FOR DOUBLE RABBET FRAME For stud walls built flush with back of frame		MSZ2/458 MSZ2/578 MSZ2/712	\$2
<b>METAL STUD MSZ2</b> FOR SINGLE RABBET FRAME		MSZ2/S/458 MSZ2/S/578 MSZ2/S/712	\$2
<b>DOUBLE EGRESS FRAME ANCHORS - 2" FACE</b> Metal Stud Anchors SE1 & SE2 Frames		6107193 (4 1/2" - 5 1/4") 6107194 (5 3/8" - 6 3/4") 6107195 (6 7/8" - 8 1/4") 6107196 (8 3/8" - 9 3/4")	\$2
<b>DOUBLE EGRESS FRAME ANCHORS - 1-3/8" FACE</b> Wood Stud Anchors SE1 & SE2 Frames		<u>2 X 4 Wall Stud</u> 6107197 (4 1/2" - 5 1/4") WSZ4/500DE (5 3/8" - 6 3/4") 6107199 (6 7/8" - 8 1/4") 6107200 (8 3/8" - 9 3/4") <u>2 X 6 Wall Stud</u> 6107202 (5 3/8" - 6 3/4") 6107203 (6 7/8" - 8 1/4") 6107204 (8 3/8" - 9 3/4")	\$2
<b>WOOD STUD ANCHOR</b>		WSZS4or6/312 WSZS4or6/500 WSZS4or6/612 WSZS4or6/800	\$2
<b>SILL STRAP</b>		DWSA4/312 DWSA4/334 DWSA4/358 DWSA4/378	DWSA5/412 DWSA5/434 DWSA5/458 DWSA5/478 \$2

CECO DOOR LIST PRICE		DOOR & FRAME PARTS		
DESCRIPTION	ILLUSTRATION	PART NUMBER	UNIT LIST	
<b>HINGE REINFORCEMENTS</b> (Convertible) 4-1/2" x .134 / .180 4-1/2" x .180 Heavy 5" x .146 Standard 5" x .190 Heavy		6100644 6100645 6100654 6100656	\$7 \$7 \$7 \$7	
<b>HINGE PLASTER GUARD</b> HPG - Fits both 4 1/2" & 5" hinge preps		HPG35 HPG	\$3	
<b>HIGH FREQUENCY HINGE REINFORCEMENT</b>		FHRS58	\$10	
<b>HINGE FILLER PLATE</b>		HFP45R	\$8	
<b>HINGE SHIM PLATE</b>		HSP35 HSP45	\$4	
<b>FRAME STRIKE REINFORCEMENTS</b> ANSI A115.1 4-7/8" CYLINDRICAL 2-3/4" (T TYPE) DEADBOLT 2-3/4" HIGH DEADBOLT 3-1/2" HIGH		FS0005 FS0007 LSRDL234 LSRDL312	\$7 \$7 \$7 \$7	
<b>STRIKE PLASTER GUARD</b> SERIES SU, SQ SERIES DU, DQ, SBQ		SPGA SPGA/DW	\$4 \$4	
<b>CORNER TAB - "S" series frames</b> <b>MITER GUIDE - "D" series frames</b> (Tab reversible for drywall frames)		6103356	\$3	
<b>OFFSET REINFORCEMENTS</b> 1" x 2 3/8" x .125	 OFFREF116 OFFREF216 OFFREF316 OFFREF416	6100261 6100262 6100263 6100264	\$4	
<b>FLUSH BOLT REINFORCEMENT</b> 1" x 2 3/8" x 14 ga. (use on doors without astragals)	 FBREINF	6100510	\$8	
<b>CORNER SLOT</b> 4" Face Frame Head		CSF	\$5	



DOOR & FRAME PARTS		CECO DOOR PRICE LIST			
DESCRIPTION	ILLUSTRATION	PART NUMBER	UNIT LIST	PALLET QUANT.	PALLET LIST
<b>TOP OR BOTTOM CAP</b>					
	<b>Steel Cap Cut Sizes</b>				
	TBC20	7000704	\$17		
	TBC28	7000692	\$17		
	TBC30	7000693	\$17		
	TBC34	7000694	\$17		
	TBC36	7000695	\$17		
	TBC38	7000696	\$17		
	TBC40	7000697	\$17		
<b>TRANSOM GLAZING BEAD for 5/8" Stop</b> 10'-0" LENGTH Punched & dimpled 8" on center for a # 8 FH screw		TGB	\$31	450	\$12,600
		ON PALLET, EACH =		\$28	
<b>TRANSOM GLAZING BEAD for 3/4" Stop</b> 10'-0" LENGTH Punched & dimpled 8" on center for a # 8 FH screw		WFGB134	\$32		
<b>GLAZING BEAD SHEET METAL SCREWS</b> # 10 - 16 x 1"		7000012	\$0.41	-	-
<b>GLAZING BEAD TEK SCREWS</b> # 8 - 18 x 1 1/2" OH TEK # 2		7000751	\$0.51	-	-
<b>DOM PLUG</b>					
3/4" hole dome cap plug					
Bag - quantity 10		6111049			\$9
Bag - quantity 100		6111050			\$44
<b>RUBBER MUTES</b>					
Package of 50 rubber mutes		MUTE50			\$24
Package of 1,000 rubber mutes		MUTE1000			\$433

CECO DOOR LIST PRICE	DOOR & FRAME PARTS		
DESCRIPTION	ILLUSTRATION	PART NUMBER	UNIT LIST
<b>DOOR CONVERSION USP</b> Converts edge of blank mortise door to cylindrical lock prep		955P	\$31
<b>DOOR EDGE FILLER PLATE USP</b> For mortise lock prep For cylindrical lock prep		554P S14629P	\$12 \$12
<b>FRAME BLANK STRIKE FILLER PLATE USP</b> For T strike prep 2-3/4"		SP234	\$7
<b>FRAME BLANK STRIKE FILLER PLATE USP</b> For ANSI 115.1 prep 4-7/8"		SP478	\$7
<b>FRAME SPLINE</b>		FSPA434 FSPA534 FSPA634 FSPA734 FSPA834	\$24
<b>SIDELITE CLOSURE PLATE CLIP</b>		6101920	\$6
<b>DOOR EDGE CHANNEL - 96" LENGTH</b>		6102074	\$22
<b>UNIVERSAL FRAME REINFORCEMENT</b>		6103991	\$9
<b>ASA REWORK SECTION</b>  16ga A60 x 16"		6110416	\$37
<b>Guide Channels for Flush Bolt Prep (inverted channel)</b>  FB/CHNL Manual Flush Bolt Prep MFB/CHNL Auto Flush Bolt Prep		6100511 6100513	\$25 \$17
<b>FRAME CLOSER REINF. PLATE</b> For closer, holders and surface mounted strikes. Plate SR Type 14 ga. x 1-3/4 x 14 inches		SR	\$11
<b>CYLINDRICAL LOCK FACE FILLER</b>		560P	\$15

DOOR & FRAME PARTS		CECO DOOR PRICE LIST			
DESCRIPTION	ILLUSTRATION	PART NUMBER	UNIT LIST	PALLET QUANT.	PALLET LIST
<b>SHIPPING PAINT by ANY AIR FREIGHT CO.</b>					
A new Federal regulation requires new packaging procedures for paint that is scheduled to be shipped via Air Freight. Add to any of the following paint cans if they are to be shipped via Air Freight. Shipments via truck are not affected.			\$114		
<b>PRIME TOUCH UP PAINT</b>					
12 oz. Aerosol Can Light Gray		6001337	\$19	CASE (12)	
			PER CASE, EACH =		\$18
<b>ZINC PRIME TOUCH UP PAINT</b>					
12 oz. Aerosol Can Gray		6001341	\$21	CASE (12)	
			PER CASE, EACH =		\$20
<b>PRIMER TOUCH UP PAINT</b>					
AIR DRY PER GALLON WATER BASE Light Gray		6001358	\$111	CASE (4)	
			PER CASE, EACH =		\$100
<b>ASPHALTIC FRAME UNDERCOATING</b>					
Aerosol Can		6001195	\$53		
5 Gallon Can		6001198	\$277		
<b>REVERSIBLE FLUSH BOLT RFB ASSEMBLY</b>					
		6106047	\$12		
<b>BLANK STRIKE FILLER PLATE</b>					
		6106045	\$7		
<b>HOSPITAL STOP KIT</b>					
4" High		6105371	\$24		
6" High		6105374	\$24		

HIGH PERFORMING  
SPECIALTY INDEX

CECO DOOR  
PRICE LIST

<u>PRODUCT</u>	<u>PAGE</u>
Armorshield Door Level 1-3	SP - 3
Armorshield Frame Level 1-3	SP - 4
Armorshield Door Level 4-8	SP - 7
Armorshield Frame Level 4-8	SP - 8
Lead Lined Door	SP - 11
Lead Lined Frame	SP - 12
RF Shielding Door	SP - 15
RF Shielding Frame	SP - 16
Stainless - Tech Door	SP - 17
Stainless - Tech Frame	SP - 18
Sound - Tech Xpress Door	SP - 19
Sound - Tech Xpress Frame	SP - 20
Water Resistant Door	SP - 21
Water Resistant Frame	SP - 22
Restrictdor - Doors and Frames - HMMMA 863	SP - 24
Attack Resistant Door with Glass	SP - 27
Attack Resistant Retro Kits	SP - 28
Attack Resistant Door with Glass Fire Rated	SP - 29
Forced Entry level 8 Bullet Resistant Door	SP - 30
Forced Entry level 8 Bullet Resistant Frame	SP - 31
Flood Resistant Door	SP - 32
Flood Resistant Frame	SP - 33
Blast Resistant Door	SP - 35
Blast Resistant Frame	SP - 36

Sidelite frames, transom frames and borrowed lites frames are available for most products listed.  
Please contact Ceco for availability and submit a quote request to [SpecialtyPricing.Ceco@assaabloy.com](mailto:SpecialtyPricing.Ceco@assaabloy.com) for pricing.



**ARMORSHIELD 1-3/4" LEVEL 1 - 3  
AP BULLET RESISTANT DOOR**

**CECO DOOR  
PRICE LIST**

SINGLE			EXTRAS	CODE	ADD/LEAF	
LC1, LM1, LM0, LP0	FLUSH		1. CORES			
WIDTH	HEIGHT	12CRS	Polystyrene foam	AP	No add	
20 - 30	68	\$1,778	Honeycomb	AI	No add	
31 - 36	68	\$1,952	Steel stiffened 22ga stiffeners	AS	\$162	
37 - 40	68	\$2,006				
20 - 30	70	\$1,832	2. A60 Galvanneal			
31 - 36	70	\$1,975	a. 68 HEIGHT		\$70	
37 - 40	70	\$2,069	b. 70 HEIGHT		\$75	
20 - 30	72	\$1,862	c. 72 HEIGHT		\$79	
31 - 36	72	\$1,992	d. 80 HEIGHT		\$85	
37 - 40	72	\$2,088	e. 90 HEIGHT		\$89	
20 - 30	80	\$2,033	f. 100 HEIGHT		\$95	
31 - 36	80	\$2,168	3. G90 Galvanized			
37 - 40	80	\$2,255	a. 68 HEIGHT		\$259	
20 - 30	90	\$2,516	b. 70 HEIGHT		\$264	
31 - 36	90	\$2,773	c. 72 HEIGHT		\$269	
37 - 40	90	\$2,906	d. 80 HEIGHT		\$274	
20 - 30	100	\$2,928	e. 90 HEIGHT		\$279	
31 - 36	100	\$3,160	f. 100 HEIGHT		\$289	
37 - 40	100	\$3,306	4. CLOSER REINFORCEMENT	C1	\$27	
Must be ordered as a door and frame assembly.			5. SEAMLESS EDGES	Standard: edges welded		
			6. GLASS LITES - NON FIRE RATED	FACTORY QUOTED ONLY		
			V design (12" x 12" minimum)		V	Factory Quote
			N design (49" - 88")		N	Factory Quote
			G design (89" - 140")		G	Factory Quote
			FG design (141" - 240")		FG	Factory Quote
			7. UNDERCUT	U01 - U44	U__	\$19
			3/4" standard, 3/8" and 5/8" available			
			8. CAPS			
			Cap top flush (screw applied)		STC	\$19
			Cap bottom flush (screw applied)		SBC	\$19
			9. ASTRAGAL			
			Flat plate		A05	\$243
Alternate to astragal; removable mullion by frame manufacturer required - see frames						
10. INACTIVE LEAF STRIKE	ANSI 4-7/8"	SLA	\$45			
11. FLUSH BOLT	ANSI A115.4	MF__	\$64			
12. SURFACE BOLT		SB1	\$41			
13. FIRE RATING						
Undewriters Laboratories	Single flush door up to 4080	BU,CU	\$49			
Steel stiffened core required	Add for AS core above	TU	\$12			
Mortise lock or mortise exit device						
Refer to the Tech Data manual for limitations						

**ARMORSHIELD LEVEL 1 - 3  
BULLET RESISTANT FRAMES**

**CECO DOOR  
PRICE LIST**

- A. Up to 7'2" in depths to 8-3/4" include 6 loose anchors and welded sill anchors. Over 7'2" have 2 additional loose anchors.  
 B. Over 8-3/4" receive either MT, Metal/Wood Stud, Yoke & Strap or EO anchors and must be added accordingly.  
 C. Throat dimension is 1" less than depth - 1/2" backbends standard. Corner construction V3 full weld.  
 D. Must be ordered as a door and frame assembly.  
 E. Manufactured off site

<b>SINGLE</b>		<b>SQ3 SERIES 12CRS V3</b>				
<b>WIDTH</b>	<b>HEIGHT</b>	<b>312 to 600</b>	<b>618 to 778</b>	<b>800 to 978</b>	<b>1000 to 1178</b>	<b>1200 to 1400</b>
16 - 30	68	\$590	\$610	\$641	\$680	\$722
	70	\$595	\$617	\$651	\$688	\$732
	72	\$608	\$621	\$656	\$693	\$736
16 - 30	80	\$631	\$647	\$674	\$715	\$758
	90	\$643	\$668	\$697	\$733	\$779
	100	\$659	\$677	\$710	\$746	\$788
31 - 40	68	\$599	\$614	\$647	\$687	\$727
	70	\$604	\$621	\$657	\$695	\$737
	72	\$617	\$625	\$662	\$700	\$741
31 - 40	80	\$640	\$651	\$680	\$722	\$763
	90	\$652	\$672	\$703	\$740	\$784
	100	\$668	\$681	\$716	\$753	\$793
<b>DOUBLE</b>		<b>312 to 600</b>	<b>618 to 778</b>	<b>800 to 978</b>	<b>1000 to 1178</b>	<b>1200 to 1400</b>
40 - 60	68	\$641	\$656	\$690	\$731	\$771
	70	\$645	\$662	\$698	\$737	\$781
	72	\$655	\$666	\$704	\$741	\$783
40 - 60	80	\$691	\$706	\$734	\$775	\$819
	90	\$701	\$726	\$758	\$793	\$839
	100	\$717	\$734	\$770	\$809	\$849
61 - 80	68	\$652	\$666	\$707	\$747	\$785
	70	\$656	\$672	\$715	\$753	\$795
	72	\$666	\$676	\$721	\$757	\$797
61 - 80	80	\$702	\$716	\$751	\$791	\$833
	90	\$712	\$736	\$775	\$809	\$853
	100	\$728	\$744	\$787	\$825	\$863

**CECO DOOR  
PRICE LIST**

**ARMORSHIELD LEVEL 1 - 3  
FRAME EXTRAS**

<b>EXTRAS</b>			<b>ADD/FRAME</b>
1. A60 GALVANNEAL		GL4	\$39
2. G90 GALVANIZED		G90	\$66
3. CLOSER REINFORCEMENT	Welded Plate	S__	\$21
4. FOUR (4") INCH FACE HEAD Minimum depth 4-5/8"	Single	H400	\$40
	Double	H400	\$57
5. ANCHORS			
Metal stud welded	Up to 72	A01	\$12
Metal stud welded	Over 72	A01	\$16
Wood stud welded	Up to 72	A06 or A07	\$12
Wood stud welded	Over 72	A06 or A07	\$16
Existing opening with dynabolts	Up to 72	A09	\$100
Existing opening with dynabolts	Over 72	A09	\$124
Yoke & strap	Up to 72	A08	\$30
Yoke & strap	Over 72	A08	\$40
6. FIRE RATING			
Underwriters Laboratories		BU,CU,TU	\$21
Refer to the Tech Data manual for limitations			
7. REMOVABLE MULLION		BRM1-3	\$447
For pairs of doors; alternate to astragal on doors			



SPECIALTY PRODUCTS  
NOTES

CECO DOOR  
PRICE LIST

**ARMORSHIELD 1-3/4" LEVEL 4 - 8  
A4 - A8 BULLET RESISTANT DOOR**

**CECO DOOR  
PRICE LIST**

SINGLE			EXTRAS	CODE	ADD/LEAF	
LC1, LM1, LM0, LP0	FLUSH		1. 16 GAUGE	Not available	16	NA
WIDTH	HEIGHT	14CRS	2. 14 GAUGE	Standard	14	No add
20 - 30	68	\$4,454	45H hinge preps			
31 - 36	68	\$4,587	3. 12 GAUGE	Not available	12	NA
37 - 40	68	\$4,673	4. A60 Galvanneal			
20 - 30	70	\$4,468	a. 68 HEIGHT			\$70
31 - 36	70	\$4,602	b. 70 HEIGHT			\$75
37 - 40	70	\$4,689	c. 72 HEIGHT			\$79
20 - 30	72	\$4,495	d. 80 HEIGHT			\$85
31 - 36	72	\$4,618	e. 90 HEIGHT			\$89
37 - 40	72	\$4,708	f. 100 HEIGHT			\$95
20 - 30	80	\$4,656	5. G90 Galvanized			
31 - 36	80	\$4,783	a. 68 HEIGHT			\$259
37 - 40	80	\$4,865	b. 70 HEIGHT			\$264
20 - 30	90	\$5,138	c. 72 HEIGHT			\$269
31 - 36	90	\$5,233	d. 80 HEIGHT			\$274
37 - 40	90	\$5,335	e. 90 HEIGHT			\$279
20 - 30	100	\$5,361	f. 100 HEIGHT			\$289
31 - 36	100	\$5,445	6. CLOSER REINFORCEMENT		C1	\$27
37 - 40	100	\$5,556	7. SEAMLESS EDGES	Standard: edges welded		
Manufactured off site  Must be ordered as a door and frame assembly.			8. GLASS LITES - NON FIRE RATED	FACTORY QUOTED ONLY		
			V design (12" x 12" minimum)		V	Factory Quote
			N design (49" - 88")		N	Factory Quote
			G design (89" - 140")		G	Factory Quote
			FG design (141" - 240")		FG	Factory Quote
			9. UNDERCUT	U01 - U44	U__	\$19
			3/4" standard, 3/8" and 5/8" available			
			10. CAPS			
			Cap top flush (screw applied)		STC	\$19
			Cap bottom flush (screw applied)		SBC	\$19
			11. ASTRAGAL			
			Pair of doors requires removable mullion by frame manufacturer - see frames			
			12. CONTINUOUS HINGE		CHR	\$79
Reinforcement only - drilled/tapped in field						
13. FIRE RATING	Call for availability		NA			

**ARMORSHIELD LEVEL 4 - 8  
BULLET RESISTANT FRAMES**

**CECO DOOR  
PRICE LIST**

- A. Up to 7'2" in depths to 8-3/4" include 6 loose anchors and welded sill anchors. Over 7'2" have 2 additional loose anchors.  
 B. Over 8-3/4" receive either MT, Metal/Wood Stud, Yoke & Strap or EO anchors and must be added accordingly.  
 C. Throat dimension is 1" less than depth - 1/2" backbends standard. Corner construction V3 full weld.  
 D. Must be ordered as a door and frame assembly.  
 E. Manufactured off site

<b>SINGLE</b>		<b>SQ4 SERIES 14CRS V3</b>				
<b>WIDTH</b>	<b>HEIGHT</b>	<b>400 to 600</b>	<b>618 to 778</b>	<b>800 to 978</b>	<b>1000 to 1178</b>	<b>1200 to 1400</b>
16 - 30	68	\$1,855	\$1,875	\$1,908	\$1,946	\$1,987
	70	\$1,862	\$1,883	\$1,916	\$1,956	\$1,998
	72	\$1,874	\$1,887	\$1,923	\$1,960	\$2,001
16 - 30	80	\$1,898	\$1,913	\$1,940	\$1,982	\$2,023
	90	\$1,923	\$1,943	\$1,976	\$2,012	\$2,059
	100	\$1,935	\$1,955	\$1,986	\$2,025	\$2,067
31 - 40	68	\$1,863	\$1,880	\$1,914	\$1,952	\$1,993
	70	\$1,870	\$1,888	\$1,922	\$1,962	\$2,004
	72	\$1,882	\$1,892	\$1,929	\$1,966	\$2,007
31 - 40	80	\$1,906	\$1,918	\$1,946	\$1,988	\$2,029
	90	\$1,931	\$1,948	\$1,982	\$2,018	\$2,065
	100	\$1,943	\$1,960	\$1,992	\$2,031	\$2,073
<b>DOUBLE</b>		<b>400 to 600</b>	<b>618 to 778</b>	<b>800 to 978</b>	<b>1000 to 1178</b>	<b>1200 to 1400</b>
40 - 60	68	\$1,908	\$1,929	\$1,960	\$2,001	\$2,040
	70	\$1,914	\$1,935	\$1,966	\$2,007	\$2,052
	72	\$1,926	\$1,939	\$1,976	\$2,011	\$2,054
40 - 60	80	\$1,962	\$1,977	\$2,004	\$2,045	\$2,088
	90	\$1,984	\$2,007	\$2,040	\$2,077	\$2,124
	100	\$1,996	\$2,019	\$2,050	\$2,089	\$2,132
61 - 80	68	\$1,920	\$1,938	\$1,977	\$2,017	\$2,054
	70	\$1,926	\$1,944	\$1,983	\$2,023	\$2,066
	72	\$1,938	\$1,948	\$1,993	\$2,027	\$2,068
61 - 80	80	\$1,974	\$1,986	\$2,021	\$2,061	\$2,102
	90	\$1,996	\$2,016	\$2,057	\$2,093	\$2,138
	100	\$2,008	\$2,028	\$2,067	\$2,105	\$2,146

**CECO DOOR  
PRICE LIST**

**ARMORSHIELD LEVEL 4 - 8  
FRAME EXTRAS**

EXTRAS				ADD/FRAME
1. A60 GALVANNEAL			GL4	\$39
2. G90 GALVANIZED			G90	\$66
3. CLOSER REINFORCEMENT	Welded Plate		S__	\$21
4. FOUR (4") INCH FACE HEAD Minimum depth 4-5/8"	Single		H400	\$40
	Double		H400	\$57
5. ANCHORS				
Metal stud welded	Up to 72	3 per jamb	A01	\$12
Metal stud welded	Over 72	4 per jamb	A01	\$16
Wood stud welded	Up to 72	3 per jamb	A06 or A07	\$12
Wood stud welded	Over 72	4 per jamb	A06 or A07	\$16
Existing opening with dynabolts	Up to 72	4 per jamb	A09	\$100
Existing opening with dynabolts	Over 72	5 per jamb	A09	\$124
Yoke & strap	Up to 72		A08	\$30
Yoke & strap	Over 72		A08	\$40
6. CONTINUOUS HINGE			CHR	\$52
Reinforcement only - drilled/tapped in field				
7. FIRE RATING	Call for availability			
8. REMOVABLE MULLION			BRM4-8	\$988
For pairs of doors; alternate to astragal on doors				

SPECIALTY PRODUCTS  
NOTES

CECO DOOR  
PRICE LIST

**LEAD LINED 1-3/4" DOOR  
LL STEEL STIFFENED 22 GA**

**CECO DOOR  
PRICE LIST**

SINGLE: 1/32" LEAD						EXTRAS	CODE	ADD/LEAF							
LC1, LM1, LMO, LPO		FLUSH				1. A60 Galvanneal a. 68 HEIGHT b. 70 HEIGHT c. 72 HEIGHT d. 80 HEIGHT e. 90 HEIGHT f. 100 HEIGHT  2. G90 Galvanized a. 68 HEIGHT b. 70 HEIGHT c. 72 HEIGHT d. 80 HEIGHT e. 90 HEIGHT f. 100 HEIGHT									
WIDTH	HEIGHT	18CRS	16CRS	14CRS	12CRS										
20 - 30	68	\$2,666	\$2,747	\$3,084	\$3,283					\$70					
31 - 36	68	\$2,800	\$2,881	\$3,218	\$3,417					\$75					
37 - 40	68	\$2,886	\$2,967	\$3,305	\$3,503					\$79					
20 - 30	70	\$2,679	\$2,760	\$3,098	\$3,296					\$85					
31 - 36	70	\$2,815	\$2,896	\$3,077	\$3,266					\$89					
37 - 40	70	\$2,902	\$2,983	\$3,320	\$3,519					\$95					
20 - 30	72	\$2,708	\$2,789	\$3,126	\$3,325					\$259					
31 - 36	72	\$2,831	\$2,912	\$3,249	\$3,448					\$264					
37 - 40	72	\$2,920	\$3,001	\$3,338	\$3,537					\$269					
20 - 30	80	\$2,869	\$2,949	\$3,287	\$3,485					\$274					
31 - 36	80	\$2,996	\$3,077	\$3,414	\$3,613					\$279					
37 - 40	80	\$3,078	\$3,159	\$3,496	\$3,694		\$289								
20 - 30	90	\$3,269	\$3,351	\$3,692	\$3,893	3. CLOSER REINFORCEMENT	C1	\$27							
31 - 36	90	\$3,363	\$3,445	\$3,786	\$3,987	4. SEAMLESS EDGES Standard: edges welded									
37 - 40	90	\$3,464	\$3,546	\$3,887	\$4,088	5. GLASS LITES Glass by others									
20 - 30	100	\$3,403	\$3,485	\$3,828	\$4,029	V design (30" - 48")	V	\$232							
31 - 36	100	\$3,485	\$3,567	\$3,910	\$4,112	N design (49" - 88")	N	\$265							
37 - 40	100	\$3,593	\$3,675	\$4,018	\$4,219	G design (89" - 140")	G	\$309							
Manufactured off site						FG design (141" - 240")	FG	\$497							
												Add for other glass thickness up to 1"		\$140	
												1/4" thick glass standard			
												6. UNDERCUT 3/4" standard, 3/8" and 5/8" available	U__	\$19	
												7. CAPS Cap top flush (screw applied)	STC	\$19	
												Cap bottom flush (screw applied)	SBC	\$19	
												8. ASTRAGAL Flat plate (shipped loose)	Only available with door	A05L	\$221
												9. PIVOTS Top and bottom	MP1	\$406	
												Top, bottom and one intermediate	MP2	\$529	
												Top, bottom and two intermediate	MP3	\$652	
												10. LEAD THICKNESS 1/16"	LL1/16	\$436	
												1/8"	LL1/8	\$1,303	
												3/16"	LL3/16	\$2,171	
						1/4"	LL1/4	\$3,040							
						For alternate thicknesses, contact manufacturer									
						11. FIRE RATING Underwriters label	BU,CU	\$49							
						Refer to the Tech Data manual for limitations	TU	\$12							

**LEAD LINED LL FRAMES  
FOR 1-3/4" DOORS**

**CECO DOOR  
PRICE LIST**

- A. Up to 7'2" in depths to 8-3/4" include 6 loose anchors and welded sill anchors. Over 7'2" have 2 additional loose anchors.  
 B. Over 8-3/4" receive either MT, Metal/Wood Stud, Yoke & Strap or EO anchors and must be added accordingly.  
 C. Throat dimension is 1" less than depth - 1/2" backbends standard.  
 D. Corner construction V3 full weld.  
 E. Manufactured off site

<b>SINGLE</b>		<b>LLQ SERIES 16CRS V3 - 1/32" LEAD</b>				
<b>WIDTH</b>	<b>HEIGHT</b>	<b>312 to 600</b>	<b>618 to 778</b>	<b>800 to 978</b>	<b>1000 to 1178</b>	<b>1200 to 1400</b>
16 - 30	68	\$1,071	\$1,091	\$1,122	\$1,162	\$1,204
	70	\$1,077	\$1,098	\$1,131	\$1,171	\$1,213
	72	\$1,089	\$1,103	\$1,137	\$1,175	\$1,217
16 - 30	80	\$1,113	\$1,128	\$1,155	\$1,198	\$1,240
	90	\$1,130	\$1,154	\$1,184	\$1,221	\$1,266
	100	\$1,145	\$1,163	\$1,195	\$1,234	\$1,276
31 - 40	68	\$1,080	\$1,095	\$1,130	\$1,168	\$1,210
	70	\$1,086	\$1,102	\$1,139	\$1,177	\$1,219
	72	\$1,098	\$1,107	\$1,145	\$1,181	\$1,223
31 - 40	80	\$1,122	\$1,132	\$1,163	\$1,204	\$1,246
	90	\$1,139	\$1,158	\$1,192	\$1,227	\$1,272
	100	\$1,154	\$1,167	\$1,203	\$1,240	\$1,282
<b>DOUBLE</b>		<b>312 to 600</b>	<b>618 to 778</b>	<b>800 to 978</b>	<b>1000 to 1178</b>	<b>1200 to 1400</b>
40 - 60	68	\$1,119	\$1,137	\$1,171	\$1,212	\$1,251
	70	\$1,125	\$1,143	\$1,177	\$1,218	\$1,261
	72	\$1,135	\$1,147	\$1,185	\$1,222	\$1,263
40 - 60	80	\$1,171	\$1,185	\$1,215	\$1,256	\$1,299
	90	\$1,187	\$1,211	\$1,245	\$1,280	\$1,325
	100	\$1,201	\$1,219	\$1,255	\$1,294	\$1,335
61 - 80	68	\$1,130	\$1,147	\$1,188	\$1,228	\$1,266
	70	\$1,136	\$1,153	\$1,194	\$1,234	\$1,276
	72	\$1,146	\$1,157	\$1,202	\$1,238	\$1,278
61 - 80	80	\$1,182	\$1,195	\$1,232	\$1,272	\$1,314
	90	\$1,198	\$1,221	\$1,262	\$1,296	\$1,340
	100	\$1,212	\$1,229	\$1,272	\$1,310	\$1,350

CECO DOOR PRICE LIST		LEAD LINED FRAME EXTRAS	
EXTRAS			ADD/FRAME
1. 14 GAUGE		14	\$51
2. 12 GAUGE		12	\$293
3. A60 GALVANNEAL		GL4	\$39
4. G90 GALVANIZED		G90	\$66
5. CLOSER REINFORCEMENT	Welded Plate	S__	\$21
6. FOUR (4") INCH FACE HEAD Minimum depth 4-5/8"	Single	H400	\$40
	Double	H400	\$57
7. ANCHORS			
Metal stud welded	Up to 72 3 per jamb	A01	\$12
Metal stud welded	Over 72 4 per jamb	A01	\$16
Wood stud welded	Up to 72 3 per jamb	A06 or A07	\$12
Wood stud welded	Over 72 4 per jamb	A06 or A07	\$16
Existing opening with dynabolts	Up to 72 4 per jamb	A09	\$100
Existing opening with dynabolts	Over 72 5 per jamb	A09	\$124
Yoke & Strap	Up to 72 3 per jamb	A08	\$30
Yoke & Strap	Over 72 4 per jamb	A08	\$40
8. PIVOTS			
Top and bottom		PV1	\$180
Top, bottom and one intermediate		PV2	\$242
Top, bottom and two intermediate		PV3	\$304
9. LEAD THICKNESS			
1/16"		LL1/16	\$219
1/8"		LL1/8	\$653
3/16"		LL3/16	\$1,087
1/4"		LL1/4	\$1,520
For alternate thicknesses, contact manufacturer			
10. FIRE RATING			
Underwriters label		BU,CU,TU	\$21
Refer to the Tech Data manual for limitations			



SPECIALTY PRODUCTS  
NOTES

CECO DOOR  
PRICE LIST

**RF SHIELDING 1-3/4" DOOR  
RP POLYSTYRENE FOAM**

**CECO DOOR  
PRICE LIST**

SINGLE			EXTRAS		CODE			
LC1, LM1, LM0, LP0		FLUSH			1. A60 Galvanneal	Standard	GL4	
WIDTH	HEIGHT	16CRS	14CRS	12CRS	2. G90 Galvanized		G90	
20 - 30	68	FACTORY QUOTE ONLY - contact specialtypricing.ceco@assaabloy.com			3. CLOSER REINFORCEMENT		C1	
31 - 36	68				4. SEAMLESS EDGES	Standard: edges welded		
37 - 40	68				5. GLASS LITES	Not available		
20 - 30	70				6. UNDERCUT	U01 - U44	U__	
31 - 36	70				3/4" standard, 3/8" and 5/8" available			
37 - 40	70				7. CAPS			
20 - 30	72				Cap top flush (screw applied)			
31 - 36	72				Cap bottom flush (screw applied)			
37 - 40	72				Cap top flush (welded)			TWELD/TCAPF
20 - 30	80				Cap bottom flush (welded)			TWELD/BCAPF
31 - 36	80				8. ASTRAGAL	Not available		
37 - 40	80				Single doors only			
20 - 30	90				9. CORES			
31 - 36	90				Polystyrene foam		Standard	RP
37 - 40	90				Steel stiffened 22ga stiffeners			RS
20 - 30	100	Polyurethane foam			RU			
31 - 36	100							
37 - 40	100							

Doors: 40db @ 10khz per mil-std-285

Included: conductive prime paint, seal, threshold and tube of conductive caulk

Manufactured off site

**RF SHIELDING FRAMES  
FOR 1-3/4" DOORS**

**CECO DOOR  
PRICE LIST**

- A. Up to 7'2" in depths to 8-3/4" include 6 loose anchors and welded sill anchors. Over 7'2" have 2 additional loose anchors.
- B. Over 8-3/4" receive either MT, Metal/Wood Stud, Yoke & Strap or EO anchors and must be added accordingly.
- C. Throat dimension is 1" less than depth - 1/2" backbends standard. Corner construction V/2 face weld.
- D. Frames include conductive prime paint.
- E. Manufactured off site

<b>SINGLE</b>		<b>RF SERIES 16CRS V2</b>									
WIDTH	HEIGHT	312 to 600	618 to 778	800 to 978	1000 to 1178	1200 to 1400					
16 - 30	68	<b>FACTORY QUOTE ONLY - contact <a href="mailto:specialtypricing.ceco@assaabloy.com">specialtypricing.ceco@assaabloy.com</a></b>									
	70										
	72										
16 - 30	80										
	90										
	100										
31 - 40	68										
	70										
	72										
31 - 40	80										
	90										
	100										
<b>DOUBLE</b>							312 to 600	618 to 778	800 to 978	1000 to 1178	1200 to 1400
40 - 60	68						<b>FACTORY QUOTE ONLY - contact <a href="mailto:specialtypricing.ceco@assaabloy.com">specialtypricing.ceco@assaabloy.com</a></b>				
	70										
	72										
40 - 60	80										
	90										
	100										
61 - 80	68										
	70										
	72										
61 - 80	80										
	90										
	100										

STAINLESS STEEL 1-3/4" DOOR SP POLYSTYRENE FOAM					CECO DOOR PRICE LIST				
SINGLE			EXTRAS		CODE				
LC1, LM1, LM0, LP0		FLUSH			1. 16 GAUGE	16			
WIDTH	HEIGHT	18S01	16S01	14S01	2. 14 GAUGE 45H hinge preps	14			
20 - 30	68	<b>FACTORY QUOTE ONLY - contact specialtypricing.ceco@assaabloy.com</b>			3. 12 GAUGE 45H hinge preps	12			
31 - 36	68				4. CLOSER REINFORCEMENT	C1			
37 - 40	68				5. SEAMLESS EDGES Add to 18 gauge up to 90 height 16, 14 and 12 gauges include W/SEM edges welded Bull nose one edge	W/SEM 4783L			
20 - 30	70				6. GLASS LITES V design (30" - 48") N design (49" - 88") G design (89" - 140") FG design (141" - 240") 1/4" thick glass standard Add for other glass thickness up to 1"	Glass by others V N G FG			
31 - 36	70				7. UNDERCUT 3/4" standard, 3/8" and 5/8" available	U01 - U44 U__			
37 - 40	70				8. CAPS Cap top flush (screw applied) Cap bottom flush (screw applied) Cap top flush (sealed) Cap top flush (welded)	STC SBC Sealed Welded			
20 - 30	72				9. LOUVERS Up to 24" x 24" Inverted "Y"	LB/size			
31 - 36	72				10. DUTCH DOOR (shelf extra) 11. DUTCH DOOR SHELF	Fire rating not available Project both sides Project one side DUTCH DD/SHELF DD/HSHELF			
37 - 40	72				12. FIRE RATING Underwriters laboratories Refer to the Tech Data manual for limitations	AU, BU,CU TU			
20 - 30	80				13. ASTRAGAL Flat plate - shipped loose with door	304-4 A05			
31 - 36	80				14. CORES Polystyrene foam Honeycomb Steel stiffened 22ga stiffeners Polyurethane foam	Standard SL SI SS SU			
37 - 40	80				15. FINISHES 304-4 304-6 304-8 304-2B 304 XL Blend 316-4 316-6 316-8 316-2B 316 XL Blend	Standard Allow for extended lead time Paint grade Allow for extended lead time Paint grade S01 S03 S05 S07 S09 S02 S04 S06 S08 S10			
Manufactured off site									

**STAINLESS STEEL SSQ FRAMES  
FOR 1-3/4" DOORS**

**CECO DOOR  
PRICE LIST**

- A. Up to 7'2" in depths to 8-3/4" include 6 loose anchors and welded sill anchors. Over 7'2" have 2 additional loose anchors.
- B. Over 8-3/4" receive either MT, Metal/Wood Stud, Yoke & Strap or EO anchors and must be added accordingly.
- C. Throat dimension is 1" less than depth - 1/2" backbends standard.
- D. Corner construction V2 face weld.
- E. Manufactured off site

<b>SINGLE</b>		<b>SSQ SERIES 16S01 V2</b>									
WIDTH	HEIGHT	312 to 600	618 to 778	800 to 978	1000 to 1178	1200 to 1400					
16 - 30	68	<b>FACTORY QUOTE ONLY - contact <a href="mailto:specialtypricing.ceco@assaabloy.com">specialtypricing.ceco@assaabloy.com</a></b>									
	70										
	72										
16 - 30	80										
	90										
	100										
31 - 40	68										
	70										
	72										
31 - 40	80										
	90										
	100										
<b>DOUBLE</b>							312 to 600	618 to 778	800 to 978	1000 to 1178	1200 to 1400
40 - 60	68						<b>FACTORY QUOTE ONLY - contact <a href="mailto:specialtypricing.ceco@assaabloy.com">specialtypricing.ceco@assaabloy.com</a></b>				
	70										
	72										
40 - 60	80										
	90										
	100										
61 - 80	68										
	70										
	72										
61 - 80	80										
	90										
	100										

STC DOORS SOUND TECH XPRESS					CECO DOOR PRICE LIST		
SINGLE					EXTRAS	CODE	ADD/LEAF
LC1		FLUSH			1. STC RATINGS <b>Up to STC41</b> Pemko seal system included. (Add S or B frame price) <b>STC42 - 46</b> Pemko seal system included. (Add S or B frame price) <b>STC47 - 49</b> Pemko seal system included. (Add S or B frame price) <b>STC50 - 52</b> Pemko seal system included. (Add S or B frame price) <b>STC53 - 54</b> Cam seal system/cam hinges included. (Add ADJ frame price) <b>STC55*</b> Pemko seal system/continuous hinge included. (Add ST frame price) <b>STC56 - 66**</b> Cam seal system/cam hinges included. (Add CS frame price) CAM SEAL SYSTEM IN LIEU OF PEMKO SEAL SYSTEM Up to STC52; Requires ADJ frame profile; Cam seal system/ hinges included 2. EMBOSSED - Refer to Tech Data Manual for embossed door sizes 6-PANEL 18A40 & 16A40 2868 - 3070 available to STC48 2-PANEL 18A40 2868 - 3080 available to STC47 Pemko seal system included. Frame not included (Add S or B frame price) 3. A60 Galvanneal a. 68 HEIGHT \$70 b. 70 HEIGHT \$75 c. 72 HEIGHT \$79 d. 80 HEIGHT \$85 e. 90 HEIGHT \$89 4. G90 Galvanized a. 68 HEIGHT \$259 b. 70 HEIGHT \$264 c. 72 HEIGHT \$269 d. 80 HEIGHT \$274 e. 90 HEIGHT \$279 5. CLOSER REINFORCEMENT C1 \$27 6. SEAMLESS EDGES Edges welded - 18 or 16 gauge W/SEM \$108 Edges filled - 18 or 16 gauge SEM \$68 7. GLASS LITES - NON RATED* Includes glass installed V design (100 sq in) V \$1,216 N design (101-288 sq in) N \$1,216 G design (289-720 sq in) G \$1,519 FG design (over 720 sq in) FG \$2,280 Add to Flush doors. Not available on embossed doors. 8. GLASS LITES - FIRE RATED* Includes glass installed V design (100 sq in) V \$3,040 N design (101-288 sq in) N \$3,040 G design (289-720 sq in) G \$3,929 FG design (over 720 sq in) FG \$5,774 Add to Flush doors. Not available on embossed doors. 9. FIRE RATING - Refer to the Tech Data Manual for limitations Underwriters Laboratories AU,BU, CU \$49 Intertek (Warnock Hersey) AW,BW, CW \$12 20 minute UL or WH TU or TW \$12 Single 4080 (up to STC52) / Pair 8080 (up to STC49) Embossed - 3070 max. - 45 or 20 minute 10. ASTRAGAL A03 \$74	STX__ No add STX__ \$466 STX__ \$1,117 STX__ \$1,378 STX__ \$3,339 STX55 \$4,372 STX__ \$8,063 Per opening CAM \$886 E601 \$382 E201,E202, E203 \$382 C1 \$27 W/SEM \$108 SEM \$68 V \$1,216 N \$1,216 G \$1,519 FG \$2,280 V \$3,040 N \$3,040 G \$3,929 FG \$5,774 AU,BU, CU \$49 AW,BW, CW \$12 TU or TW \$12 A03 \$74	
WIDTH	HEIGHT	18CRS	16CRS	14CRS			
20 - 30	68	\$1,643	\$1,720	\$2,050			
31 - 36	68	\$1,769	\$1,846	\$2,176			
37 - 40	68	\$1,851	\$1,928	\$2,257			
20 - 30	70	\$1,655	\$1,732	\$2,062			
31 - 36	70	\$1,783	\$1,860	\$2,190			
37 - 40	70	\$1,865	\$1,942	\$2,272			
20 - 30	72	\$1,682	\$1,759	\$2,089			
31 - 36	72	\$1,797	\$1,874	\$2,204			
37 - 40	72	\$1,882	\$1,959	\$2,289			
20 - 30	80	\$1,833	\$1,910	\$2,240			
31 - 36	80	\$1,953	\$2,030	\$2,360			
37 - 40	80	\$2,030	\$2,107	\$2,437			
20 - 30	90	\$2,176	\$2,253	\$2,583			
31 - 36	90	\$2,301	\$2,378	\$2,713			
37 - 40	90	\$2,426	\$2,503	\$2,842			
Seals, threshold and STC label included with door. Frame priced separately. Sound product tested as a complete assembly. Recommended door and frame are ordered together. <b>STC Notes:</b> *STC55 maximum 8'0" height. *STC55 18 Ga or 16 Ga only **STC56-66 includes two doors. 16 gauge required for STC56-66 doors. •Glass lites - refer to Tech Data Manual for glass lite availability per rating. •Prices are per door. For pairs, refer to the Tech Data Manual for availability per rating. •Doors are crated for shipment. Larger orders are normally shipped 10 doors per crate.							

**STC FRAMES**

**CECO DOOR  
PRICE LIST**

**For S frame pricing, refer to S Series pages S-2 to S-4. For B frame pricing, refer to B Series pages D-4 to D-5.**

**ADJ frame requires the CAM seal system on the door.**

- A. Up to 7'2" in depths to 8-3/4" include 6 loose anchors and welded sill anchors. Over 7'2" have 2 additional loose anchors.
- B. Over 8-3/4" receive either MT, Yoke & Strap or EO anchors and must be charged accordingly.
- C. Throat dimension is 1" less than depth - 1/2" backbends standard.
- D. Corner construction V3 full weld.

SINGLE		ADJ SERIES 14CRS V3				
WIDTH	HEIGHT	578 to 600	618 to 778	800 to 978	1000 to 1178	1200 to 1400
16 - 30	68	\$689	\$706	\$737	\$774	\$813
	70	\$694	\$714	\$745	\$783	\$823
	72	\$705	\$718	\$750	\$787	\$826
16 - 30	80	\$727	\$742	\$768	\$808	\$847
	90	\$747	\$767	\$798	\$832	\$875
31 - 40	68	\$697	\$710	\$744	\$779	\$818
	70	\$702	\$718	\$752	\$788	\$828
	72	\$713	\$722	\$757	\$792	\$831
31 - 40	80	\$735	\$746	\$775	\$813	\$852
	90	\$755	\$771	\$805	\$837	\$880
DOUBLE		578 to 600	618 to 778	800 to 978	1000 to 1178	1200 to 1400
40 - 60	68	\$735	\$750	\$782	\$820	\$857
	70	\$739	\$756	\$788	\$826	\$867
	72	\$749	\$760	\$794	\$830	\$869
40 - 60	80	\$781	\$796	\$824	\$862	\$903
	90	\$801	\$822	\$854	\$886	\$931
61 - 80	68	\$745	\$760	\$798	\$834	\$871
	70	\$749	\$766	\$804	\$840	\$881
	72	\$759	\$770	\$810	\$844	\$883
61 - 80	80	\$791	\$806	\$840	\$876	\$917
	90	\$811	\$832	\$870	\$900	\$945

		CODE	ADD/FRAME
1. ST FRAME STC55	Add to ADJ frame	ST	\$204
14CRS V3 full weld - Single	634 minimum depth double rabbet		
2. CS FRAME STC56-66	Add to ADJ frame	CS	\$249
14CRS V3 full weld - Single	1100 minimum depth		
3. A60 GALVANNEAL		GL4	\$39
4. G90 GALVANIZED		GL9	\$66
5. FOUR (4") INCH FACE HEAD	Single	H400	\$40
	Double	H400	\$57
6. FIRE RATING			
Underwriters label	Add to ADJ frame	AU,BU,CU,	\$21
Refer to the Tech Data manual for limitations	Not available on ST and CS frames	TU	

**CECO FRAME RECOMMENDATIONS up to STC52 INCLUDE: (Use S series or B series frame section for prices)**

Profiles: SU, SQ, SR, BU, BQ, BR

Gauge: 16 or 14

Jamb Depth: 5-3/4" - 14" double rabbet or 4-1/8" - 14" single rabbet

Fully welded frame corners - V3 weld.

Fire ratings up to 3 hour: refer to the Tech Data manual for limitations.

Masonry anchors with frames grout filled.

Various wall constructions can attain STC ratings above or below our door and will reflect on the assembly ratings.

**WATER RESISTANT 1-3/4" DOOR  
WP POLYSTYRENE FOAM**

**CECO DOOR  
PRICE LIST**

SINGLE		EXTRAS			CODE	ADD/LEAF	
LC1, LM1, LM0, LPO		FLUSH			1. G90 Galvanized		
WIDTH	HEIGHT	16GL4	14GL4	12GL4	a. 68 HEIGHT		\$189
20 - 30	68	\$1,248	\$1,595	\$1,799	b. 70 HEIGHT		\$189
31 - 36	68	\$1,386	\$1,732	\$1,936	c. 72 HEIGHT		\$190
37 - 40	68	\$1,475	\$1,822	\$2,026	d. 80 HEIGHT		\$190
20 - 30	70	\$1,263	\$1,567	\$1,746	e. 90 HEIGHT		\$190
31 - 36	70	\$1,401	\$1,747	\$1,952	f. 100 HEIGHT		\$194
37 - 40	70	\$1,491	\$1,838	\$2,042	2. CLOSER REINFORCEMENT	C1	\$27
20 - 30	72	\$1,292	\$1,638	\$1,842	3. SEAMLESS EDGES - Standard: edges welded		
31 - 36	72	\$1,417	\$1,764	\$1,968	4. GLASS LITES Glass by others		
37 - 40	72	\$1,510	\$1,857	\$2,061	V design (30" - 48")	V	\$869
20 - 30	80	\$1,457	\$1,804	\$2,008	N design (49" - 88")	N	\$869
31 - 36	80	\$1,588	\$1,934	\$2,138	G design (89" - 140")	G	\$869
37 - 40	80	\$1,672	\$2,019	\$2,223	FG design (141" - 240")	FG	\$1,303
20 - 30	90	\$1,831	\$2,177	\$2,381	1/4" thick glass standard. Add for other glass thickness up to 1"		\$140
31 - 36	90	\$1,927	\$2,273	\$2,478	5. UNDERCUT U01 - U44	U__	\$19
37 - 40	90	\$2,029	\$2,376	\$2,580	3/4" standard, 3/8" and 5/8" available		
20 - 30	100	\$1,952	\$2,298	\$2,502	6. CAPS		
31 - 36	100	\$2,078	\$2,433	\$2,641	Cap top flush (sealed) Standard		
37 - 40	100	\$2,186	\$2,539	\$2,748	Cap bottom flush (sealed) Standard		
Manufactured off site					Cap top flush (welded)	TWELD/TCAPF	\$88
					Cap bottom flush (welded)	TWELD/BCAPF	\$88
					7. ASTRAGAL		
Fitted seals and o-rings by others.					Flat plate - shipped loose with door	A05	\$40
					8. CORES		
					Polystyrene foam Standard	WP	
				Steel stiffened 22ga stiffeners	WS	\$99	
				Polyurethane foam	WU	\$107	



**WATER RESISTANT WR FRAMES  
FOR 1-3/4" DOORS**

**CECO DOOR  
PRICE LIST**

- A. Up to 7'2" in depths to 8-3/4" include 6 loose anchors and welded sill anchors. Over 7'2" have 2 additional loose anchors.  
 B. Over 8-3/4" receive either MT, Metal/Wood Stud, Yoke & Strap or EO anchors and must be added accordingly.  
 C. Throat dimension is 1" less than depth - 1/2" backbends standard. Corner construction V3 full weld.  
 D. Water tight hardware preps included. Fitted seals and o-rings at hardware by others.  
 E. Manufactured off site

<b>SINGLE</b>		<b>WR SERIES 16GL4 V3</b>				
<b>WIDTH</b>	<b>HEIGHT</b>	<b>312 to 600</b>	<b>618 to 778</b>	<b>800 to 978</b>	<b>1000 to 1178</b>	<b>1200 to 1400</b>
16 - 30	68	\$882	\$900	\$934	\$975	\$1,018
	70	\$887	\$908	\$944	\$984	\$1,028
	72	\$900	\$913	\$949	\$989	\$1,033
16 - 30	80	\$923	\$939	\$968	\$1,012	\$1,055
	90	\$948	\$969	\$1,002	\$1,043	\$1,089
	100	\$961	\$982	\$1,014	\$1,054	\$1,099
31 - 40	68	\$892	\$906	\$941	\$981	\$1,023
	70	\$897	\$914	\$951	\$990	\$1,033
	72	\$910	\$919	\$956	\$995	\$1,038
31 - 40	80	\$933	\$945	\$975	\$1,018	\$1,060
	90	\$958	\$975	\$1,009	\$1,049	\$1,094
	100	\$971	\$988	\$1,021	\$1,060	\$1,104
<b>DOUBLE</b>		<b>312 to 600</b>	<b>618 to 778</b>	<b>800 to 978</b>	<b>1000 to 1178</b>	<b>1200 to 1400</b>
40 - 60	68	\$931	\$949	\$984	\$1,024	\$1,065
	70	\$935	\$955	\$992	\$1,030	\$1,075
	72	\$947	\$959	\$998	\$1,036	\$1,081
40 - 60	80	\$983	\$999	\$1,030	\$1,072	\$1,117
	90	\$1,005	\$1,029	\$1,064	\$1,102	\$1,149
	100	\$1,019	\$1,041	\$1,076	\$1,114	\$1,159
61 - 80	68	\$943	\$959	\$1,002	\$1,040	\$1,080
	70	\$947	\$965	\$1,010	\$1,046	\$1,090
	72	\$959	\$969	\$1,016	\$1,052	\$1,096
61 - 80	80	\$995	\$1,009	\$1,048	\$1,088	\$1,132
	90	\$1,017	\$1,039	\$1,082	\$1,118	\$1,164
	100	\$1,031	\$1,051	\$1,094	\$1,130	\$1,174

CECO DOOR PRICE LIST		WATER RESISTANT FRAME EXTRAS			
EXTRAS				ADD/FRAME	
1.	14 GAUGE			14	\$48
2.	12 GAUGE			12	\$279
2.	A60 GALVANNEAL	Standard		GL4	No add
3.	G90 GALVANIZED			G90	\$27
4.	CLOSER REINFORCEMENT	Welded Plate		S__	\$21
5.	FOUR (4") INCH FACE HEAD	Single		H400	\$40
	Minimum depth 4-5/8"	Double		H400	\$57
6.	ANCHORS				
	Metal stud welded	Up to 72	3 per jamb	A01	\$12
	Metal stud welded	Over 72	4 per jamb	A01	\$16
	Wood stud welded	Up to 72	3 per jamb	A06 or A07	\$12
	Wood stud welded	Over 72	4 per jamb	A06 or A07	\$16
	Existing opening with dynabolts	Up to 72	4 per jamb	A09	\$100
	Existing opening with dynabolts	Over 72	5 per jamb	A09	\$124
	Yoke & Strap	Up to 72	3 per jamb	A08	\$30
	Yoke & Strap	Over 72	4 per jamb	A08	\$40
7.	CASED OPENING FRAME			WRC	\$12

**RESTRICTDOR HMMA 863 Grade 4  
2" 14 gage Door & 14 gage Frame**

**CECO DOOR  
PRICE LIST**

- The RESTRICTDOR has, 18 ga vertical stiffeners 4" apart, 10 gage Top and bottom channels flush top channel , closer reinforcement, and detention heavy duty security hinge & lock reinforcements.
- The SQ frame is 14 gage, mitered and V3 welded corners, 3/16" closer reinforcement, heavy gage welded in detention 12ga masonry anchors, and detention heavy duty security hinge reinforcements.


14 Gage Doors - Grade 4			14 Gage Double Rabbet Frames - Welded V3				
Width	Height	List	458 to 600	618 to 778	800 to 978	1000 to 1178	1200 to 1378
20, 24	68	\$1,976	\$715	\$727	\$795	\$846	\$888
26, 28		\$1,990					
30		\$2,016					
34, 36	68	\$2,078	\$719	\$731	\$802	\$857	\$902
20, 24	70	\$1,982	\$728	\$734	\$806	\$864	\$909
26, 28		\$2,009					
30		\$2,036					
34, 36	70	\$2,095	\$732	\$740	\$816	\$874	\$919
20, 24	72	\$1,994	\$728	\$734	\$806	\$864	\$909
26, 28		\$2,018					
30		\$2,048					
34, 36	72	\$2,107	\$732	\$740	\$816	\$874	\$919
20, 24	74	\$2,245	\$752	\$757	\$855	\$919	\$967
26, 28		\$2,274					
30		\$2,302					
34, 36	74	\$2,366	\$756	\$762	\$864	\$930	\$977

DOUBLE OPENINGS - not available

GRADE 3 RATING	ADD to the 14 gage Door Price	\$171
12 GAGE DOOR	ADD to the 14 gage Door Price	\$208
12 GAGE FRAME	ADD to the 14 gage Frame Price	\$243
FOUR INCH FRAME HEADS (4" Face)	ADD to the 14 gage Frame Price	\$40
A60 GALVANNEAL STEEL	ADD to the 14 gage Door Price	
a) 68 HEIGHT		\$70
b) 70 HEIGHT		\$75
c) 72 HEIGHT		\$79
d) 74 HEIGHT		\$85
	ADD to the 14 gage Frame Price	\$39

FLUSH STEEL GLASS LITES For 3/8" Thick Glass Up to 1,296 square inches	Design	Per. Inches	
	V	(30" - 48")	\$372
	N	(49" - 88")	\$405
	G	(89" - 140")	\$449

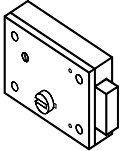
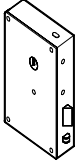

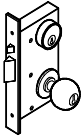



**RESTRICTDOR HINGE PREPARATIONS**

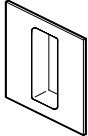
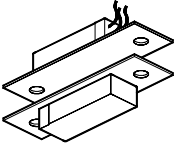
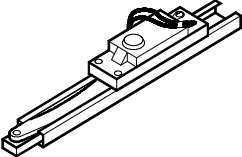
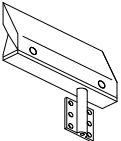
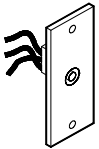
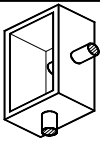
	SOUTHERN STEEL	BRINKS	ADTEC		DOOR	FRAME
	204FM	4-1/2 SRS	5014		Included In Price	Included In Price

**NOTE: Continuous Geared Hinges are not allowed on NAAMM 863 Doors.**

**CECO DOOR  
PRICE LIST**

**RESTRICTDOR HMMA 863 Grade 4  
HARDWARE PREPARATIONS**

RESTRICTDOR LOCK PREPARATION						
	FOLGER ADAMS	BRINKS	ADTEC	SOUTHERN STEEL	DOOR	FRAME
	10 Series		4010	1010	\$470	\$74
	60 Series		4060	1060		
	70 Series		4080	1080		
	80 Series					
	50 Series		3051 3053	1051E 1051M	\$121	\$848
	120 Series	5020	2121	10120E	\$105	\$754
	110 Series	1060	2110	10110	\$94	\$63
	125 Series	1070	2125	10125		
	NS402 SERIES	3020	1104		\$46	\$89
	NS406 SERIES	KCE	1161			
	A9300				NO ADD	NO ADD
RESTRICTDOR MISCELLANEOUS HARDWARE PREPARATIONS						
SURFACE PULL	FOLGER ADAM	BRINKS	ADTEC	SOUTHERN STEEL	DOOR	FRAME
	#2	300021	5040	212	\$33	---

RESTRICTDOR HMMA 863 Grade 4 HARDWARE PREPARATIONS			CECO DOOR PRICE LIST			
FLUSH PULL	FOLGER ADAMS	BRINKS	ADTEC	SOUTHERN STEEL	DOOR	FRAME
	#4	300011	5047	214  One Side Two Sides	\$73 \$84	---
POSITION SWITCH	FOLGER ADAMS	BRINKS	ADTEC	SOUTHERN STEEL	DOOR	FRAME
	ASSW-105A	---	5003	ST100MRS	\$90	\$90
POSITION SWITCH	FOLGER ADAMS	BRINKS	ADTEC	SOUTHERN STEEL	DOOR	FRAME
	523	201030	5002	---	\$113	\$155
POSITION SWITCH	FOLGER ADAMS	BRINKS	ADTEC	SOUTHERN STEEL	DOOR	FRAME
	524	---	5006	220L-4	\$69	\$46
PUSH BUTTON	FOLGER ADAMS	BRINKS	ADTEC	SOUTHERN STEEL	DOOR	FRAME
	PB-1	201044	5202	900		\$116
HEAD & FOOT BOLT	FOLGER ADAMS	BRINKS	ADTEC	SOUTHERN STEEL	DOOR	FRAME
	105	---	4105	10105	\$60	\$25
FOOD PASS (CUTOUT & REINFORCED ONLY) HARDWARE NOT INCLUDED.					\$496	
TWO OR THREE POINT HARDWARE						\$238

**ATTACK RESISTANT DOOR 1-3/4"  
WITH GLASS - NON FIRE RATED**

**CECO DOOR  
PRICE LIST**

SINGLE			EXTRAS	CODE	ADD/LEAF
RI HONEYCOMB CORE			1. 16 GAUGE Standard	16	No add
LM2		FLUSH	2. A60 Galvanneal a. 68 HEIGHT b. 70 HEIGHT c. 72 HEIGHT d. 80 HEIGHT		
WIDTH	HEIGHT	16CRS			
28 - 30	68	\$625			
31 - 36	68	\$765			
37 - 40	68	\$847			
28 - 30	70	\$647	3. G90 Galvanized a. 68 HEIGHT b. 70 HEIGHT c. 72 HEIGHT d. 80 HEIGHT		
31 - 36	70	\$789			
37 - 40	70	\$876			
28 - 30	72	\$697			
31 - 36	72	\$821	4. CLOSER REINFORCEMENT	C1	\$27
37 - 40	72	\$904			
28 - 30	80	\$859	5. SEAMLESS EDGES Edges welded Edges filled	W/SEM SEM	\$108 \$68
31 - 36	80	\$982			
37 - 40	80	\$1,059			
LP POLYSTYRENE CORE			6. UNDERCUT U01 - U11 3/4" standard, 3/8" and 5/8" available	U__	\$19 No add
28 - 30	68	\$651	7. CAPS Cap top flush (screw applied) Cap bottom flush (screw applied)	STC SBC	\$19 \$19
31 - 36	68	\$797			
37 - 40	68	\$878			
28 - 30	70	\$677	8. FIRE RATING Not available		
31 - 36	70	\$823			
37 - 40	70	\$914			
28 - 30	72	\$737			
31 - 36	72	\$869	9. VISION KIT- FLUSH 4881 RI or LP doors V design (30" - 48") N design (49" - 88") G design (89" - 140") Attack resistant glass must be factory installed, see option 11	V N__ G	\$372 \$405 \$449
37 - 40	72	\$949			
28 - 30	80	\$901			
31 - 36	80	\$1,027	10. VISION KIT- TYPE 2 IU door V design (30" - 48") N design (49" - 88") G design (89" - 140") Attack resistant glass must be factory installed, see option 11	V N__ G	\$258 \$278 \$309
37 - 40	80	\$1,103			
IU POLYURETHANE CORE					
28 - 30	68	\$764	11. GLASS ATTACK RESISTANT Factory installed in doors V design N design G design Min. visible glass width 3"; maximum width 35-13/16" Min. visible glass height 10"; maximum height 44"	ARG ARG ARG	\$747 \$747 \$1,330
31 - 36	68	\$915			
37 - 40	68	\$1,009			
28 - 30	70	\$784			
31 - 36	70	\$947	12. FRAMES - GLASS ATTACK RESISTANT Attack resistant glass for sidelites/borrowed lites (minimum 3 sq ft) Sidelite and borrowed lite glass is included, but shipped loose for field installation by others per installation instructions with the SG5™ glass.		Add per sq ft \$146
37 - 40	70	\$1,046			
28 - 30	72	\$842			
31 - 36	72	\$985			
37 - 40	72	\$1,076			
28 - 30	80	\$1,034			
31 - 36	80	\$1,154			
37 - 40	80	\$1,244			

Door glass size (visible): width 3" minimum; 35-13/16" maximum - height 10" minimum; 44" maximum.

Sidelight glass size (visible): 12" x 12" - 47" x 92-3/4"

Borrowed light glass size (visible): 12" x 12" - 95" x 47" horizontal oriented or 12" x 12" - 47" x 95" vertical oriented

**NOTE:**

Door tested to 5aa10 test method. Single doors only.

Lock type (lock by others): Equilant hardware not tested.

Sargent 8200 mortise lock with latch bolt, dead bolt function and LS escutcheon

Corbin Russwin ML2000 series mortise lock with deadbolt, VR escutcheon and lever trim

Yale SL8800 series mortise lock with deadbolt, SL escutcheon and lever trim

For 3PC frames: Refer to the S or B series frame section - KD or welded. Jambs 2" face; Head 2" - 4" face.

For sidelite/borrowed lite frames: Refer to the S frame section for elevations. Jambs 2" face, mullion 2" face, sill 2" - 10" face.

**ATTACK RESISTANT  
RETRO-FIT KITS**

**CECO DOOR  
PRICE LIST**

Retro-Fit Kit includes: Attack Resistant glass kit, SG5 glass, tape and glazing compound for installation into existing metal or wood doors. Kit and glass shipped loose and installed by others.

<b>TYPE 2 HM Door</b>	<b>Visible Glass Size</b>	<b>Cutout Size</b>	<b>Part Number</b>	<b>Unit List</b>
ARKMV	10 X 10	11-3/4 x 11-3/4	CD149692	\$597
ARKMV1212	12 X 12	13-3/4 x 13-3/4	CD150402	\$597
ARKMN616	6 X 16	7-3/4 x 17-3/4	CD151232	\$597
ARKMN636	6 X 36	7-3/4 x 37-3/4	CD152062	\$597
ARKMN333	3 X 33	4-3/4 x 34-3/4	CD154462	\$597
ARKMN424	4 X 24	5-3/4 x 25-3/4	CD155292	\$597
ARKMN520	5 X 20	6-3/4 x 21-3/4	CD156022	\$597
ARKMN624	6 X 24	7-3/4 x 25-3/4	CD156852	\$597
ARKMN630	6 X 30	7-3/4 x 31-3/4	CD157682	\$597
ARKMN425	4 X 25	5-3/4 x 26-3/4	CD158422	\$597
ARKMG (3068)	23-13/16 X 28	25-9/16 x 29-3/4	CD159252	\$998
ARKMG (3070)	23-13/16 X 32	25-9/16 X 33-3/4	CD160062	\$998
ARKMG (3072)	23-13/16 X 34	25-9/16 X 35-3/4	CD160892	\$998
ARKMC	Custom Size Retro-Fit kits are priced per Sq. Ft. of visible glass ( 3 sq ft min.)			\$207

<b>TYPE 10 Wood Door</b>	<b>Visible Glass Size</b>	<b>Cutout Size</b>	<b>Part Number</b>	<b>Unit List</b>
ARKWV	10 X 10	12-1/8 x 12-1/8	CD137632	\$597
ARKWV1212	12 X 12	14-1/8 x 14-1/8	CD138472	\$597
ARKWN616	6 X 16	8-1/8 x 18-1/8	CD139202	\$597
ARKWN636	6 X 36	8-1/8 x 38-1/8	CD140012	\$597
ARKWN333	3 X 33	5-1/8 x 35-1/8	CD142412	\$597
ARKWN424	4 X 24	6-1/8 x 26-1/8	CD143242	\$597
ARKWN520	5 X 20	7-1/8 x 22-1/8	CD144072	\$597
ARKWN624	6 X 24	8-1/8 x 26-1/8	CD144802	\$597
ARKWN630	6 X 30	8-1/8 x 32-1/8	CD145632	\$597
ARKWN425	4 X 25	6-1/8 x 27-1/8	CD146472	\$597
ARKWG (3068)	23-5/16 X 27-1/4	25-7/16 x 29-3/8	CD147202	\$998
ARKWG (3070)	23-5/16 X 31-1/4	25-7/16 x 33-3/8	CD148032	\$998
ARKWG (3072)	23-5/16 X 33-1/4	25-7/16 x 35-3/8	CD148862	\$998
ARKWC	Custom Size Retro-Fit kits are priced per Sq. Ft. of visible glass ( 3 sq ft min.)			\$207

Attack Resistant Retro-fit Kits must be used with the Attack Resistant component materials as supplied: AADG Kits, SGG5 Glass, approved and tested installation components only - NO SUBSTITUTIONS.

Ceco and School Guard Glass are committed to providing the safest and most robust means and methods for attachment into complete factory installed OEM Attack Resistant assemblies as well as the repair, partial replacement or enhancement of existing doors and frames. We have independent testing parties regularly test our installation procedures and products as well as the frames and glass it is installed into. However, please be advised that it is possible that not all existing doors, frames, or hardware on your project have been tested to our standards. Furthermore, if doors, windows or hardware are old, of inferior quality, broken or partially broken, then they may not meet the testing outcomes that new materials meet. Our products will not cause your existing products to be less secure, but existing products that are defective may reduce the ability of our products to meet their full potential.

ATTACK RESISTANT DOOR 1-3/4" WITH GLASS - FIRE RATED				CECO DOOR PRICE LIST								
SINGLE			EXTRAS			CODE	ADD/LEAF					
RI HONEYCOMB CORE			1. 16 GAUGE Standard			16	No add					
LM2		FLUSH 16CRS	2. A60 Galvanneal a. 68 HEIGHT b. 70 HEIGHT c. 72 HEIGHT d. 80 HEIGHT									
WIDTH	HEIGHT											
28 - 30	68	\$625										
31 - 36	68	\$765										
37 - 40	68	\$847										
28 - 30	70	\$647	3. G90 Galvanized a. 68 HEIGHT b. 70 HEIGHT c. 72 HEIGHT d. 80 HEIGHT									
31 - 36	70	\$789										
37 - 40	70	\$876										
28 - 30	72	\$697										
31 - 36	72	\$821	4. CLOSER REINFORCEMENT			C1	\$27					
37 - 40	72	\$904										
28 - 30	80	\$859						5. SEAMLESS EDGES Edges welded Edges filled			W/SEM SEM	\$108 \$68
31 - 36	80	\$982										
37 - 40	80	\$1,059										
LP POLYSTYRENE CORE			6. UNDERCUT U01 - U11			U__	\$19					
28 - 30	68	\$651	3/4" standard, 3/8" and 5/8" available				No add					
31 - 36	68	\$797	7. CAPS Cap top flush (screw applied) Cap bottom flush (screw applied)			STC SBC	\$19 \$19					
37 - 40	68	\$878										
28 - 30	70	\$677	8. FIRE RATING Intertek (Warnock Hersey)			BW,OW CW, TW	\$12					
31 - 36	70	\$823										
37 - 40	70	\$914										
28 - 30	72	\$737										
31 - 36	72	\$869	9. VISION KIT- TYPE 8 V design (30" - 48") N design (49" - 88") G design (89" - 140") Attack resistant glass must be factory installed, see options below			V N__ G	\$350 \$436 \$532					
37 - 40	72	\$949										
28 - 30	80	\$901										
31 - 36	80	\$1,027	10. GLASS ATTACK RESISTANT Installed 20 min rated			ARG20	\$2,328 \$2,373 \$4,880					
37 - 40	80	\$1,103										
28 - 30	70	\$784						GLASS ATTACK RESISTANT Installed 45 min rated			ARG45	\$2,328 \$2,373 \$4,880
31 - 36	70	\$947										
37 - 40	70	\$1,046										
28 - 30	72	\$842				GLASS ATTACK RESISTANT Installed 60 min rated			ARG60	\$2,838 \$2,997 \$5,802		
31 - 36	72	\$985										
37 - 40	72	\$1,076										
28 - 30	80	\$1,034				GLASS ATTACK RESISTANT Installed 90 min rated			ARG90	\$2,906 \$5,238 \$8,269		
31 - 36	80	\$1,154										
37 - 40	80	\$1,244										
Door glass size (visible): 3"- 35-13/16" W x 10" - 44" H			11. FRAMES - GLASS ATTACK RESISTANT Attack resistant glass for sidelights/borrowed lights (minimum 3 sq ft). Sidelight and borrowed light glass is included, but shipped loose for field installation by others per installation instructions with the SG5™ glass.			20 45 60 90	Add per sq ft \$575 \$575 \$741 \$951					
Multiple sidelight and borrowed light sizes available												
<b>NOTE:</b>												
Door tested to 5aa10 test method. Single doors only. Lock type (lock by others): Equivilant hardware not tested. Sargent 8200 mortise lock with latch bolt, dead bolt function and LS escutcheon* Corbin Russwin ML2000 series mortise lock with deadbolt, VR escutcheon and lever trim Yale SL8800 series mortise lock with deadbolt, SL escutcheon and lever trim For 3PC frames: Refer to the S or B series frame section - KD or welded. Jamba 2" face; Head 2"- 4" face. For sidelite/borrowed lite frames: Refer to the S frame section for elevations. Jamba 2" face, mullion 2" face, sill 2" - 10" face.												



**FE FORCED ENTRY 1-3/4" LEVEL 8  
BULLET RESISTANT DOOR**

**CECO DOOR  
PRICE LIST**

SINGLE		EXTRAS		CODE	ADD/LEAF
3-POINT DEVICE	FLUSH	1. A60 Galvanneal		GL4	
WIDTH	HEIGHT	2. G90 Galvanized		G90	
30	70	3. CLOSER REINFORCEMENT		C1	
Must be ordered as a door and frame assembly.		4. SEAMLESS EDGES	Standard: edges welded		
		5. GLASS LITES	Not available		
		6. UNDERCUT	Standard: 3/4"		
		7. FIRE RATING	Not available		
		8. CAPS			
		Top and bottom flush	Standard		

Forced Entry doors and frames are factory quoted.

Submit to [SpecialtyPricing.Ceco@assaabloy.com](mailto:SpecialtyPricing.Ceco@assaabloy.com) for pricing.

Door tested per DoS ST-STD.01.01

Singles and pairs available.

Available in 5 minute, 15 minute and 60 minute assemblies.

**FORCED ENTRY LEVEL 8  
BULLET RESISTANT FRAME**

**CECO DOOR  
PRICE LIST**

- A. Existing opening EO anchors must be added accordingly.
- B. Throat dimension is 1" less than depth - 1/2" backbends standard.
- C. Corner construction V3 full weld.
- D. Must be ordered as a door and frame assembly.
- E. Manufactured off site

SINGLE		SQF SERIES 12CRS V3				
WIDTH	HEIGHT	534 to 600	618 to 778	800 to 978	1000 to 1178	1200 to 1400
30	70					

Forced Entry doors and frames are factory quoted.  
Submit to SpecialtyPricing.Ceco@assaabloy.com for pricing.

EXTRAS	CODE	ADD/FRAME
1. A60 GALVANNEAL	GL4	
2. G90 GALVANIZED	G90	
3. CLOSER REINFORCEMENT	Not available	
4. FOUR (4") INCH FACE HEAD	Not available	
5. FIRE RATING	Not available	
6. ANCHORS Existing opening with dynabolts	A09	

**FLOOD RESISTANT 1-3/4" DOOR  
FD STEEL STIFFENED 22GA**

**CECO DOOR  
PRICE LIST**

SINGLE			EXTRAS	CODE	ADD/LEAF
LC1, LMO, LM1, LP0	FLUSH		1. 16 GAUGE Standard	16	No add
WIDTH	HEIGHT	16GL4	2. 14 GAUGE	14	\$321
20 - 30	68	\$2,833	45H hinge preps		
20 - 30	70	\$2,846	3. 12 GAUGE	12	\$510
			45H hinge preps		
			4. A60 Galvanneal Standard	GL4	
			5. G90 Galvanized		
			a. 68 HEIGHT		\$189
			b. 70 HEIGHT		\$189
			6. CLOSER REINFORCEMENT	C1	\$27
			7. SEAMLESS EDGES Standard: edges welded		
			8. GLASS LITES Glass by others		
			V design (10" x 10")	V	\$869
			1/4" thick glass standard. Add for other glass thickness up to 1"		\$140
			9. UNDERCUT		
			1/8" standard		No add
			10. CAPS		
			Cap top flush (welded) Standard		No add
			Cap bottom flush (welded) Standard		No add
			11. FIRE RATING Not available		

Available in seated position only (water pressure on pull side of door).

Manufactured off site

**FLOOD RESISTANT FC FRAMES  
FOR 1-3/4" DOORS**

**CECO DOOR  
PRICE LIST**

- A. Up to 7'0" in depths to 8-3/4" include 6 loose anchors and welded sill anchors.
- B. Over 8-3/4" receive either MT, Yoke & Strap or EO anchors and must be added accordingly.
- C. Throat dimension is 1" less than depth - 1/2" backbends standard. Corner construction V3 full weld.
- D. Water tight hardware preps included.
- E. Manufactured off site

<b>SINGLE</b>		<b>FC SERIES 14GL4 V3</b>				
WIDTH	HEIGHT	578 to 600	618 to 778	800 to 978	1000 to 1178	1200 to 1400
20 - 30	68	\$1,434	\$1,457	\$1,497	\$1,545	\$1,594
20 - 30	70	\$1,439	\$1,464	\$1,505	\$1,553	\$1,604

CECO DOOR  
PRICE LIST

FLOOD RESISTANT  
FRAME EXTRAS

EXTRAS			ADD/FRAME
1. 12 GAUGE		12	\$308
2. A60 GALVANNEAL	Standard	GL4	No add
3. G90 GALVANIZED		G90	\$27
4. CLOSER REINFORCEMENT	Welded Plate	S__	\$21
5. FOUR (4") INCH FACE HEAD	Single	H400	\$40
6. ANCHORS			
Existing opening with dynabolts	Up to 72 4 per jamb	A09	\$100
Existing opening with dynabolts	Over 72 5 per jamb	A09	\$124
Yoke & Strap	Up to 72 3 per jamb	A08	\$30
Yoke & Strap	Over 72 4 per jamb	A08	\$40
7. FIRE RATING	Not available		

**BLAST RESISTANT DOORS**

**CECO DOOR  
PRICE LIST**

SINGLE		EXTRAS	CODE	ADD/LEAF
3-POINT DEVICE	FLUSH	1. A60 Galvanneal	GL4	
WIDTH	HEIGHT	2. G90 Galvanized	G90	
	12CRS	3. CLOSER REINFORCEMENT	C1	
Must be ordered as a door and frame assembly.		4. SEAMLESS EDGES Standard: edges welded		
		5. GLASS LITES Factory Installed Glass is standard	Available	
		6. UNDERCUT Standard: 3/4"		
		7. FIRE RATING Available		
		8. CAPS Top and bottom flush Standard		

Blast Resistant doors and frames are factory quoted.

Submit to [SpecialtyPricing.Ceco@assaabloy.com](mailto:SpecialtyPricing.Ceco@assaabloy.com) for pricing.

Door tested per DoD UFC 4-010.01

Door tested per PIPSTC01018

Door tested per VA Life Safety and Mission Critical

Singles and pairs available.

Available up to 100 psi +

**BLAST RESISTANT FRAME**

**CECO DOOR  
PRICE LIST**

- A. Existing opening EO anchors must be added accordingly.
- B. Throat dimension is 1" less than depth - 1/2" backbends standard.
- C. Corner construction V3 full weld.
- D. Must be ordered as a door and frame assembly.
- E. Manufactured off site

SINGLE		SQF SERIES 12CRS V3				
WIDTH	HEIGHT	534 to 600	618 to 778	800 to 978	1000 to 1178	1200 to 1400

**Blast Resistant doors and frames are factory quoted.**  
 Submit to SpecialtyPricing.Ceco@assaabloy.com for pricing.

Frame tested per DoD UFC 4-010.01  
 Frame tested per PIPSTC01018  
 Frame tested per VA Life Safety and Mission Critical

Single and pairs available.  
 Available up to 100 psi +

EXTRAS	CODE	ADD/FRAME
1. A60 GALVANNEAL	GL4	
2. G90 GALVANIZED	G90	
3. CLOSER REINFORCEMENT Available		
4. FOUR (4") INCH FACE HEAD Available		
5. FIRE RATING Available		
6. ANCHORS Existing opening with dynabolts	A09	

NOTES

CECO DOOR  
PRICE LIST



CECO DOOR PRODUCTS  
PRICE LIST

NOTES

(RI) REGENT  
WINDSTORM ANSI A250.13

CECO DOOR  
PRICE LIST

SINGLE SWING					(RI) REGENT EXTRAS ADD TO BASE	CODE	ADD/LEAF
LC1, LM1, LM0, LP0		FLUSH			1. Non - Handed Option	OI	NO ADD
WIDTH	HEIGHT	18CRS	16CRS	14CRS	2. Galvanneal A60		
20 - 30	68	\$534	\$625	\$878	a. 68 HEIGHT		\$70
31 - 36	68	\$674	\$765	\$1,018	b. 70 HEIGHT		\$75
37 - 40	68	\$756	\$847	\$1,099	c. 72 HEIGHT		\$79
20 - 30	70	\$550	\$647	\$904	d. 80 HEIGHT		\$85
31 - 36	70	\$692	\$789	\$1,045	3. Galvanized G90		
37 - 40	70	\$779	\$876	\$1,132	a. 68 HEIGHT		\$259
20 - 30	72	\$595	\$697	\$960	b. 70 HEIGHT		\$264
31 - 36	72	\$719	\$821	\$1,084	c. 72 HEIGHT		\$269
37 - 40	72	\$802	\$904	\$1,167	d. 80 HEIGHT		\$274
20 - 30	80	\$750	\$859	\$1,126	4. CLOSER / HOLDER REINFORCEMENT		
31 - 36	80	\$873	\$982	\$1,250	14 GAGE Standard	C1	\$27
37 - 40	80	\$950	\$1,059	\$1,326	12 GAGE Option	CC	\$32
<p><b>Additional Specification Notes:</b></p> <p>1. 14 Gage doors are handed with 45 H hinges.</p> <p>2. 210 &amp; 310 wide or 610 &amp; 710 high, price as the next largest standard size door.</p>					7. UNDERWRITERS LABEL	AU,BU,CU	\$49
					* Label prices are less closer reinforcement.	TU, TUH	\$12
					Maximum size 18 & 16 gage 4080 single, 8080 double	LCO	\$18
					8. WARNOCK HERSEY LABEL	AW,BW,CW	\$12
					* Label prices are less closer reinforcement.	TW	\$12
					Maximum size 18 & 16 gage 4080 single, 8080 double	LCO	\$18
					9. UNDERCUT	U__	\$19
					From fabrication in 1/16" increments		
					3/4" standard and 5/8" U10		
					10. Flush Welded Steel Glass Lites - 4885		
					a. V design (30" - 48")	V	\$232
					b. N design (49" - 88")	N__	\$265
					c. G design (89" - 140")	G	\$309
					d. FG design (141" - 240")	FG	\$497
					e. 1/2" glass. Add to above prices	4881	\$140
					Glazing system must be installed prior to assembly		
					Not available with fire rating.		
					11. Louvers		
See Accessories & Preparations section, page A-5							
12. ASTRAGALS - attached							
a. 4441 Two piece steel channel and plate	A03	\$155					
b. 4471 One piece steel channel	A04	\$120					
13. HARDWARE LOCATIONS - Other than CECO							
14. SEAMLESS EDGES							
a. Edges welded - ONLY handed doors. 18 or 16 gage.	W/SEM	\$108					
b. Edges filled	SEM	\$68					
15. CAPS							
a. Steel top cap (screw applied)	STC	\$19					
b. Steel bottom cap (screw applied)	SBC	\$19					
16. HURRICANE LABEL							
UL - ANSI A250.13 Windstorm	A250	\$10					
17. NON STANDARD SIZE DOORS							
Price as the next largest standard size door							
18. Type 1 and Type 2 Lite Kits (includes 14 ga perimeter channel)	Type 1	Type 2					
a. V design	\$291	\$385					
b. N design	\$311	\$405					
c. G design	\$342	\$436					

CECO DOOR PRICE LIST			(RI) REGENT CONSTRUCTION ADDS			
HARDWARE TYPES						
CONFIGURATION	MAX. SIZE	MIN. GAUGE	DESIGN LOAD	MIN. LATCH THROW (in)	LOCK SIDE-MIN. LATCH STRENGTH (lbf)	ADD
A. Single: Cylindrical, Mortise or Interconnected Lock w/o Deadbolt	3070	18	± 60 psf	1/2	630	D2, D3, D4
B. Single: Cylindrical, Mortise or Interconnected Lock w/ Deadbolt	3070	18	± 70 psf	1/2	735	D2, D3, D4
C. Single: Outswing - Mortise w/Deadbolt Rim exit , or Vertical rod	3080	18	± 60 psf	1/2	720	D2, D3, D4
D. Single: Out Swing	4080	16	± 70 psf	3/4	1120	D1, D2, D3, D4, F13
E. Pair: 3-Point Latching or Single over 70: Mortise w/ Deadbolt	8080	16	± 70 psf	3/4	1120	D2, D3, D4, D7, D8
F. Pair: Vertical rod or Concealed 2-Point	8080	16	± 70 psf	N/A 1/2	1120 688	D1, D2, D3, D4
G. Pair: Rims x Mullion	6070	18	± 60 psf	N/A	630	D2, D3, D4
H. Pair: Rims x Mullion	8080	16	± 70 psf	3/4	1120	D1, D2, D3, D4
CONSTRUCTION REQUIREMENTS and ADDS					CODE	ADD
1. For doors over 3'-0" wide with an exit device preparation, a horizontal stiffener is required. Doors cannot have glass or louver preps that interfere with stiffener.					D1	\$180
2. Special frame strike reinforcement required for doors over 3'-0" wide with rim exit device.					F13	\$83
3. 1/4" Makrolon Polycarbonate by Sheffield Plastics - 22" maximum width, 33-1/2" maximum height exposed glass. Multiple kits not allowed. Maximum ± 60 psf design load. Flush 4885 steel kit.					D2	
4. Glasslam Safety Plus II - 22" maximum width, 66" maximum height exposed glass. Multiple kits allowed. Maximum ± 60 psf design load. Flush 4881 steel kit.					D3	
5. 1/4" Makrolon Polycarbonate by Sheffield Plastics - 22 1/2" maximum width, 33 1/2" maximum height exposed glass with Type 1 applied kit - multiple kits not allowed. Glasslam Safety Plus II - 24" maximum width, 66" maximum height exposed glass with Type 2 applied kit -multiple kits allowed. Maximum ± 60 psf design load. Include D5 add.					D4	
6. Pair of doors with 3-Point latching over 7'-0" height and design pressure over 60 psf requires reinforced lock edges and welded 14ga steel top cap.					D7	\$764
7. Single door with mortise lock and deadbolt over 7'-0" height and design pressure over 60 psf requires reinforced lock edge and welded 14ga steel top cap.					D8	\$382

(FT) FUEGO 250° TR WINDSTORM ANSI A250.13					CECO DOOR PRICE LIST							
SINGLE SWING					(FT) FUEGO EXTRAS ADD TO BASE				CODE	ADD/LEAF		
LC1, LM1, LM0, LP0		FLUSH			1. FUEGO Non - Handed				OT	NO ADD		
WIDTH	HEIGHT	18CRS	16CRS	14CRS	2. Galvanneal A60							
20 - 30	68	\$1,011	\$1,160	\$1,366	a. 68 HEIGHT					\$70		
31 - 36	68	\$1,156	\$1,305	\$1,511	b. 70 HEIGHT					\$75		
37 - 40	68	\$1,222	\$1,371	\$1,577	c. 72 HEIGHT					\$79		
20 - 30	70	\$1,026	\$1,185	\$1,408	d. 80 HEIGHT					\$85		
31 - 36	70	\$1,172	\$1,331	\$1,554	3. Galvanized G90							
37 - 40	70	\$1,241	\$1,400	\$1,623	a. 68 HEIGHT					\$259		
20 - 30	72	\$1,059	\$1,231	\$1,472	b. 70 HEIGHT					\$264		
31 - 36	72	\$1,191	\$1,363	\$1,604	c. 72 HEIGHT					\$269		
37 - 40	72	\$1,255	\$1,427	\$1,668	d. 80 HEIGHT					\$274		
20 - 30	80	\$1,317	\$1,506	\$1,762	4. CLOSER / HOLDER REINFORCEMENT							
31 - 36	80	\$1,421	\$1,610	\$1,866	14 GAGE Standard				C1	\$27		
37 - 40	80	\$1,495	\$1,684	\$1,940	12 GAGE Option				CC	\$32		
<b>Additional Specification Notes:</b> 1. 14 Gage doors are handed with 45H hinges. 2. 210 310 wide or 610 & 710, high, price as the next largest standard size door.					5. UNDERWRITERS LABEL				AU,BU,CU			
					* Label prices are less closer reinforcement. Maximum size 18, 16 & 14 gage 4080 single, 8080 double (Included in door price.)				TU, TUH	NO ADD		
					6. WARNOCK HERSEY LABEL				AW,BW,CW			
					* Label prices are less closer reinforcement. Maximum size 18, 16 & 14 gage 4080 single, 8080 double (Included in door price.)				TW	NO ADD		
					7. UNDERCUT				U__	\$19		
					From fabrication in 1/16" increments 3/4" standard and 5/8" U10					NO ADD		
					8. Louvers							
					Not available on temperature rise doors							
					9. ASTRAGALS - attached				A03	\$155		
					a. 4441 Two piece steel channel and plate				A04	\$120		
					b. 4471 One piece steel channel							
					10. HARDWARE LOCATIONS - Other than CECO							NO ADD
					11. SEAMLESS EDGES				W/SEM	\$108		
					a. Edges welded - 18, 16, or 14 gauge Handed Doors				SEM	\$68		
					b. Edges filled							
					12. CAPS				STC	\$19		
a. Steel top cap (screw applied)				SBC	\$19							
b. Steel bottom cap (screw applied)												
13. HURRICANE LABEL				A250	\$10							
UL - ANSI A250.13 Windstorm												
14. NON STANDARD SIZE DOORS												
Price as the next largest standard size door												
15. Steel Glass Lites - Type 8				Type 8 - V	\$350							
Fire Rated Impact Glass Kit - up to 90 minute				Type 8 - N	\$436							
a. V design (30" - 48")				Type 8 - G	\$532							
b. N design (49" - 88")				Type 8 - FG	\$869							
c. G design (89" - 140")												
d. FG design (23" x 53" maximum)												
Vetrotech 1-1/2" Keralite FR-Ultra IGU HI Laminated glass by others.												
16. Type 1 and Type 2 Lite Kits (includes 14 ga perimeter channel)				Type 1	Type 2							
a. V design				\$291	\$385							
b. N design				\$311	\$405							
c. G design				\$342	\$436							

**CECO DOOR  
PRICE LIST**

**(FT) FUEGO 250° TR  
CONSTRUCTION ADDS**

**HARDWARE TYPES**

CONFIGURATION	MAX. SIZE	MIN. GAUGE	DESIGN LOAD	MIN. LATCH THROW (in)	LOCK SIDE-MIN. LATCH STRENGTH (lbf)	ADD
A. Single: Cylindrical, Mortise or Interconnected Lock w/o Deadbolt	3070	18	± 60 psf	1/2	630	D4
B. Single: Cylindrical, Mortise or Interconnected Lock w/ Deadbolt	3070	18	± 70 psf	1/2	735	D4
C. Single: Outswing - Cylindrical, Mortise, Rim exit, or Vertical rod	3070	18	± 60 psf	1/2	720	D4
D. Single: Outswing - Mortise w/deadlock, Rim exit, or Vertical rod	4080	16	± 70 psf	3/4 N/A	1120	D4 D4, F13
E. Pair: 3-Point Latching or Single over 70: Mortise w/ Deadbolt	8080	16	± 70 psf	3/4	1120	D4, D7, D8

**CONSTRUCTION REQUIREMENTS and ADDS**

**CODE      ADD**

1. For doors over 3'-0" wide with an exit device preparation, a horizontal stiffener is required. Doors cannot have glass or louver preps that interfere with stiffener.	D1	\$180
2. Special frame strike reinforcement required for doors over 3'-0" wide with rim exit device.	F13	\$83
3. 1/4" Makrolon Polycarbonate by Sheffield Plastics - 22" maximum width, 33-1/2" maximum height exposed glass. Multiple kits not allowed. Maximum ± 60 psf design load.	D2	
4. Glasslam Safety Plus II - 22" maximum width, 66" maximum height exposed glass. Multiple kits allowed. Maximum ± 60 psf design load.	D3	
5. 1/4" Makrolon Polycarbonate by Sheffield Plastics - 22 1/2" maximum width, 33 1/2" maximum height exposed glass with Type 1 applied kit - multiple kits not allowed. Glasslam Safety Plus II - 24" maximum width, 66" maximum height exposed glass with Type 2 applied kit -multiple kits allowed. Maximum ± 60 psf design load. Include D5 add.	D4	
6. Pair of doors with 3-Point latching over 7'-0" height and design pressure over 60 psf requires reinforced lock edges and welded 14ga steel top cap.	D7	\$764
7. Single door with mortise lock and deadbolt over 7'-0" height and design pressure over 60 psf requires reinforced lock edge and welded 14ga steel top cap.	D8	\$382

(LP) LEGION  
WINDSTORM ANSI A250.13

CECO DOOR  
PRICE LIST

LC1, LM1, LM0, LP0		FLUSH			(LP) LEGION EXTRAS ADD TO BASE	CODE	ADD/LEAF
WIDTH	HEIGHT	18CRS	16CRS	14CRS		UP	NO ADD
20 - 30	68	\$560	\$651	\$903	1. Non - Handed Option		
31 - 36	68	\$706	\$797	\$1,049	2. Galvanneal A60		\$70
37 - 40	68	\$787	\$878	\$1,130	a. 68 HEIGHT		\$75
20 - 30	70	\$580	\$677	\$933	b. 70 HEIGHT		\$79
31 - 36	70	\$726	\$823	\$1,080	c. 72 HEIGHT		\$85
37 - 40	70	\$817	\$914	\$1,171	d. 80 HEIGHT		
20 - 30	72	\$635	\$737	\$1,000	3. Galvanized G90		\$259
31 - 36	72	\$767	\$869	\$1,132	a. 68 HEIGHT		\$264
37 - 40	72	\$847	\$949	\$1,212	b. 70 HEIGHT		\$269
20 - 30	80	\$792	\$901	\$1,168	c. 72 HEIGHT		\$274
31 - 36	80	\$918	\$1,027	\$1,295	d. 80 HEIGHT		
37 - 40	80	\$994	\$1,103	\$1,370	4. CLOSER / HOLDER REINFORCEMENT		
<b>Additional Specification Notes:</b> 1. 14 Gage doors are handed with 45H hinges. 2. Non standard sized doors to be priced as next largest standard size door 3. No add for non-Ceco hardware locations					14 GAGE Standard	C1	\$27
					12 GAGE Option	CC	\$32
					5. UNDERWRITERS LABEL	AU,BU,CU	\$49
					* Label prices are less closer reinforcement.	TU, TUH	\$12
					Maximum size 18, 16 & 14 gage 4080 single, 8080 double	LCO	\$18
					6. WARNOCK HERSEY LABEL	AW,BW,CW	\$12
					* Label prices are less closer reinforcement.	TW	\$12
					Maximum size 18, 16 & 14 gage 4080 single, 8080 double	LCO	\$18
					7. UNDERCUT	U__	\$19
					From fabrication in 1/16" increments		
					3/4" standard and 5/8" U10		NO ADD
					8. Flush Welded Steel Glass Lites - 4885 Not available fire rated		
					a. V design (30" - 48")	V	\$232
					b. N design (49" - 88")	N__	\$265
					c. G design (89" - 140")	G	\$309
d. FG design (141" - 240")	FG	\$497					
e. 1/2" glass. Add to above prices	4881	\$140					
Glazing system must be installed prior to assembly							
For fire rated kits, see Type 8 listed below.							
9. Louvers - See Accessories & Preparations section, page A-5							
10. ASTRAGALS - attached							
a. 4441 Two piece steel channel and plate	A03	\$155					
b. 4471 One piece steel channel	A04	\$120					
11. SEAMLESS EDGES							
a. Welded edges - ONLY handed doors. 18 or 16 gage.	W/SEM	\$108					
b. Bondo filled edges	SEM	\$68					
12. CAPS							
a. Steel top cap (screw applied)	STC	\$19					
b. Steel bottom cap (screw applied)	SBC	\$19					
13. HURRICANE LABEL							
UL - ANSI A250.13 Windstorm	A250	\$10					
14. Steel Glass Lites - Type 8							
Fire Rated Impact Glass Kit - up to 90 minute							
a. V design (30" - 48")	Type 8 - V	\$350					
b. N design (49" - 88")	Type 8 - N	\$436					
c. G design (89" - 140")	Type 8 - G	\$532					
d. FG design (23" x 53" maximum)	Type 8 - FG	\$869					
Vetrotech 1-1/2" Keralite FR-Ultra IGU HI Laminated glass by others.							
15. Type 1 and Type 2 Lite Kits (includes 14 ga perimeter channel)	Type 1	Type 2					
a. V design	\$291	\$385					
b. N design	\$311	\$405					
c. G design	\$342	\$436					

**CECO DOOR  
PRICE LIST**

**(LP) LEGION & (UP) ULTRADOR  
CONSTRUCTION ADDS**

**HARDWARE TYPES**

CONFIGURATION	MAX. SIZE	MIN. GAUGE	DESIGN LOAD	MIN. LATCH THROW (in)	LOCK SIDE-MIN. LATCH STRENGTH (lbf)	ADD
A. Single: Cylindrical, Mortise or Interconnected Lock w/o Deadbolt	3070	18	± 60 psf	1/2	630	D2, D3, D4
B. Single: Cylindrical, Mortise or Interconnected Lock w/ Deadbolt	3070	18	± 70 psf	1/2	735	D2, D3, D4
C. Single: Out Swing	3080	18	± 60 psf	1/2	720	D2, D3, D4
D. Single: Out Swing	4080	16	± 70 psf	1/2	1120	D1, D2, D3, D4, F13
E. Pair: 3-Point Latching or Single over 70: Mortise w/ Deadbolt	8080	16	± 70 psf	3/4	1120	D2, D3, D4, D7, D8
F. Pair: Vertical rod or Concealed 2-Point	8080	16	± 70 psf	N/A 1/2	1120 688	D1, D2, D3, D4
G. Pair: Rims x Mullion	6070	18	± 60 psf	N/A	630	D2, D3, D4
H. Pair: Rims x Mullion	8080	16	± 70 psf	3/4	1120	D1, D2, D3, D4
I. Single: SVR Pair: SVR x SVR or SVR x SB	4080 8080	14	±150 psf 80 FPS	3/4	1200	D13 F16

CONSTRUCTION REQUIREMENTS and ADDS	CODE	ADD
1. For doors over 3'-0" wide with an exit device preparation, a horizontal stiffener is required. Doors cannot have glass or louver preps that interfere with stiffener.	D1	\$180
2. Special frame strike reinforcement required for doors over 3'-0" wide with rim exit device.	F13	\$83
3. 1/4" Makrolon Polycarbonate by Sheffield Plastics - 22" maximum width, 33-1/2" maximum height exposed glass. Multiple kits not allowed. Maximum ± 60 psf design load. Flush 4885 steel kit.	D2	
4. Glasslam Safety Plus II - 22" maximum width, 66" maximum height exposed glass. Multiple kits allowed. Maximum ± 60 psf design load. Flush 4881 steel kit.	D3	
5. 1/4" Makrolon Polycarbonate by Sheffield Plastics - 22 1/2" maximum width, 33 1/2" maximum height exposed glass with Type 1 applied kit - multiple kits not allowed. Glasslam Safety Plus II - 24" maximum width, 66" maximum height exposed glass with Type 2 applied kit -multiple kits allowed. Maximum ± 60 psf design load. Include D5 add.	D4	
6. Pair of doors with 3-Point latching over 7'-0" height and design pressure over 60 psf requires reinforced lock edges and welded 14ga steel top cap.	D7	\$764
7. Single door with mortise lock and deadbolt over 7'-0" height and design pressure over 60 psf requires reinforced lock edge and welded 14ga steel top cap.	D8	\$382
8. Single door outswing - Sargent HC4-8700 surface vertical rod. Pair outswing - Sargent HC4-8700 both leaves or active x Sargent 988 surface bolt. Lock edge reinforcement - add per door	D13	\$705
9. Frame head anchors double swing frame: 60 width x 4 anchors; over 60 width x 6 anchors - add per anchor	F16	\$26

**(IU) IMPERIAL  
WINDSTORM ANSI A250.13**

**CECO DOOR  
PRICE LIST**

SINGLE SWING					(IU) IMPERIAL EXTRAS ADD TO BASE	CODE	ADD/LEAF
LC1, LM1, LM0, LP0		FLUSH			1. Non - Handed Option	VU	NO ADD
WIDTH	HEIGHT	18CRS	16CRS	14CRS	2. Galvanneal A60		
20 - 30	68	\$673	\$764	\$1,016	a. 68 HEIGHT		\$70
31 - 36	68	\$824	\$915	\$1,168	b. 70 HEIGHT		\$75
37 - 40	68	\$918	\$1,009	\$1,262	c. 72 HEIGHT		\$79
20 - 30	70	\$687	\$784	\$1,041	d. 80 HEIGHT		\$85
31 - 36	70	\$850	\$947	\$1,204	3. Galvanized G90		
37 - 40	70	\$949	\$1,046	\$1,302	a. 68 HEIGHT		\$259
20 - 30	72	\$740	\$842	\$1,105	b. 70 HEIGHT		\$264
31 - 36	72	\$883	\$985	\$1,248	c. 72 HEIGHT		\$269
37 - 40	72	\$974	\$1,076	\$1,339	d. 80 HEIGHT		\$274
20 - 30	80	\$925	\$1,034	\$1,301	4. CLOSER / HOLDER REINFORCEMENT		
31 - 36	80	\$1,045	\$1,154	\$1,422	14 GAGE Standard	C1	\$27
37 - 40	80	\$1,135	\$1,244	\$1,512	12 GAGE Option	CC	\$32
<b><u>Additional Specification Notes:</u></b> 1. 14 Gage doors are handed with 45H hinges. 2. 210 & 310 wide or 610 & 710 high, price as the next largest standard size door.					5. UNDERWRITERS LABEL	AU,BU,CU	\$49
					* Label prices are less closer reinforcement. Maximum size 18, 16 & 14 gage 4080 single, 8080 double	TU, TUH	\$12
					LCO	\$18	
					7. WARNOCK HERSEY LABEL	AW,BW,CW	\$12
					* Label prices are less closer reinforcement. Maximum size 18, 16 & 14 gage 4080 single, 8080 double	TW	\$12
					LCO	\$18	
					8. UNDERCUT	U__	\$19
					From fabrication in 1/16" increments 3/4" standard and 5/8" U10		NO ADD
					9. Glass Lites		
					Must use Type 1 or Type 2 applied kit. Refer to construction adds - D4, D5 and D6 Not available with fire rating.		
					10. Louvers		
					See Accessories & Preparations section, page A-5		
					11. ASTRAGALS - attached		
					a. 4441 Two piece steel channel and plate	A03	\$155
					b. 4471 One piece steel channel	A04	\$120
					12. HARDWARE LOCATIONS - Other than CECO		NO ADD
					13. SEAMLESS EDGES		
a. Edges welded - 18 or 16 gauge handed doors.	W/SEM	\$108					
b. Bondo filled edges	SEM	\$68					
14. CAPS							
a. Steel top cap (screw applied)	STC	\$19					
b. Steel bottom cap (screw applied)	SBC	\$19					
15. HURRICANE LABEL							
UL - ANSI A250.13 Windstorm	A250	\$10					
16. NON STANDARD SIZE DOORS							
Price as the next largest standard size door							
17. Type 1 and Type 2 Lite Kits (includes 14 ga perimeter channel)	<u>Type 1</u>	<u>Type 2</u>					
a. V design	\$291	\$385					
b. N design	\$311	\$405					
c. G design	\$342	\$436					



**CECO DOOR  
PRICE LIST**

**(IU) IMPERIAL & (VU) VERSADOR  
CONSTRUCTION ADDS**

HARDWARE TYPES						
CONFIGURATION	MAX. SIZE	MIN. GAUGE	DESIGN LOAD	MIN. LATCH THROW (in)	LOCK SIDE-MIN. LATCH STRENGTH (lbf)	ADD
A. Single: In Swing	3080	18	± 60 psf	1/2	720	D4
B. Single: Cylindrical, Mortise or Interconnected Lock w/ Deadbolt	3070	18	± 70 psf	1/2	735	D4
C. Single: Out Swing	3080	18	± 60 psf	1/2	720	D4
D. Single: In Swing	4080	16	± 70 psf	1/2	1120	D4
E. Pair: Rim x Mullion	6070	18	± 60 psf	N/A	630	D2, D3, D4
F. Pair: 3-Point Latching or Single over 70: Mortise w/ Deadbolt	8080	16	± 70 psf	3/4	1120	D4, D7, D8
G. Single: Outswing	4080	16	± 70 psf	1/2	1120	D4 F13
H. Single: Multi-Point Lock	4080	14	±150 psf	1/2	2400	D9 F8
I. Pair: Multi-Point Lock	8080	14	±150 psf	3/4	2400	D10 F8

CONSTRUCTION REQUIREMENTS and ADDS	CODE	ADD
1. Special frame strike reinforcement required for doors over 3'-0" wide with rim exit device.	F13	\$83
2. 1/4" Makrolon Polycarbonate by Sheffield Plastics - 22" maximum width, 33-1/2" maximum height exposed glass. Multiple kits not allowed. Maximum ± 60 psf design load.	D2	
3. Glasslam Safety Plus II - 22" maximum width, 66" maximum height exposed glass. Multiple kits allowed. Maximum ± 60 psf design load.	D3	
4. 1/4" Makrolon Polycarbonate by Sheffield Plastics - 22 1/2" maximum width, 33 1/2" maximum height exposed glass with Type 1 applied kit - multiple kits not allowed. Glasslam Safety Plus II - 24" maximum width, 66" maximum height exposed glass with Type 2 applied kit -multiple kits allowed. Maximum ± 60 psf design load. Include D5 add.	D4	
5. Pair of doors with 3-Point latching over 7'-0" height and design pressure over 60 psf requires reinforced lock edges and welded 14ga steel top cap.	D7	\$764
6. Single door with mortise lock and deadbolt over 7'-0" height and design pressure over 60 psf requires reinforced lock edge and welded 14ga steel top cap.	D8	\$382
7. Single door with Multi-Lock prep - Corbin Russwin FE6600 or Sargent FM7300 Vertical rods, top and bottom bolts, and mortise lock body cassette factory installed.	D9	\$3,178
8. Pair of doors with Multi-Lock prep - Corbin Russwin FE6600 or Sargent FM7300 Vertical rods, top and bottom bolts, and mortise lock body cassette factory installed.	D10	\$6,429

(IU) IMPERIAL EMBOSSSED DESIGNS			CECO DOOR PRODUCTS PRICE LIST		
<b>EMBOSSSED DESIGNS</b>			<b>EXTRAS ADD TO THE BASE PRICE</b>	<b>CODE</b>	<b>ADD/LEAF</b>
<b>E601, E801, EC01</b>			1. Non - Handed Option	VU	NO ADD
SIZE	A40 GALVANNEAL		2. 14 GAGE	Not available	
LC1, LM1 LM0, LP0	18A40	16A40	3. Galvanneal A60	Not available	
2668*	\$905	\$996	4. Galvanized G90	Not available	
2868*			5. CLOSER / HOLDER REINFORCEMENT 14 GAGE Standard	C1	\$27
3068					
2670*	\$930	\$1,027	6. UNDERWRITERS LABEL	AU,BU,CU	\$49
2870*			* Label prices are less closer reinforcement.	TU, TUH	\$12
3070				LCO	\$18
* Hardware & Size Limitations			7. WARNOCK HERSEY LABEL	AW,BW,CW	\$12
a. E101, E201, E202, E203, E601			* Label prices are less closer reinforcement.	TW	\$12
28 width - cylindrical only				LCO	\$18
with 2-3/8" backset.			8. UNDERCUT	U02 - U44	\$19
b. EN61 = NARROW 6 PANEL			U13 - U44 on 70 height for EN61, E801, EC01		No Add
26 width - cylindrical only.			3/4" standard		
28 width - cylindrical or mortise.			9. Glass Lites		
c. E801 = 8 PANEL			Must use Type 1 or Type 2 applied kit.		
26 width - not available.			Refer to construction adds - D4, D5 and D6		
28 width - cylindrical only.			Not available with fire rating.		
d. EC01 = CROSS BUCK			10. ASTRAGALS - attached		
26 width - not available.			a. 4441 Two piece steel channel and plate	A03	\$155
28 width - cylindrical only.			b. 4471 One piece steel channel	A04	\$120
			11. HARDWARE LOCATIONS - Other than CECO		No Add
			12. SEAMLESS EDGES		
			a. Welded edges - ONLY handed doors. 18 or 16 gage.	W/SEM	\$108
			b. Bondo filled edges	SEM	\$68
			13. CAPS		
			a. Steel top cap (screw applied)	STC	\$19
			b. Steel bottom cap (screw applied)	SBC	\$19
			14. HURRICANE LABEL		
			UL - ANSI A250.13 Windstorm	A250	\$10
			15. NON STANDARD SIZE DOORS		
			Not Available		
			16. Type 1 and 2 Lite Kits (includes 14 ga perimeter channel)	Type 1	Type 2
<b>HIGH DEFINITION EMBOSSSED</b>			a. V design	\$291	\$385
<b>E101, E201, E301</b>			b. N design	\$311	\$405
SIZE	A40 GALVANNEAL		c. G design	\$342	\$436
LC1, LM1 LM0, LP0	18A40		Cylindrical lock with 3-1/2" rose will extend over the embossment on 28 width.  210 wide or 610 & 710 high, price as the next largest standard size door.		
2868*	\$905				
3068					
2870*	\$930				
3070					
2880*	\$1,114				
3080					
<b>E202 = ARCHED TOP</b>					
<b>E203 = ARCHED TOP w/PLANKS</b>					
2868*	\$954				
3068					
2870*	\$981				
3070					
2880*	\$1,176				
3080					

**CECO DOOR  
PRICE LIST**

**(IU) IMPERIAL & (VU) VERSADOR EMBOSSED  
CONSTRUCTION ADDS**

HARDWARE TYPES						
CONFIGURATION	MAX. SIZE	MIN. GAUGE	DESIGN LOAD	MIN. LATCH THROW (in)	LOCK SIDE-MIN. LATCH STRENGTH (lbf)	ADD
A. Single: In Swing	3070	18	± 60 psf	1/2	720	D4
B. Single: Cylindrical, Mortise or Interconnected Lock w/ Deadbolt	3070	18	± 70 psf	1/2	735	D4
C. Single: Out Swing	3070	18	± 60 psf	1/2	720	D4
D. Single: In Swing	3070	16	± 70 psf	1/2	1120	D4
E. Pair: Rim x Mullion	6070	18	± 60 psf	N/A	630	D2, D3 D4
F. Pair: 3-Point Latching	8070	16	± 70 psf	3/4	1120	D4, D7
CONSTRUCTION REQUIREMENTS and ADDS					CODE	ADD
1. 1/4" Makrolon Polycarbonate by Sheffield Plastics - 22" maximum width, 33-1/2" maximum height exposed glass. Multiple kits not allowed. Maximum ± 60 psf design load.					D2	
2. Glasslam Safety Plus II - 22" maximum width, 66" maximum height exposed glass. Multiple kits allowed. Maximum ± 60 psf design load.					D3	
3. 1/4" Makrolon Polycarbonate by Sheffield Plastics - 22 1/2" maximum width, 33 1/2" maximum height exposed glass with Type 1 applied kit - multiple kits not allowed. Glasslam Safety Plus II - 24" maximum width, 66" maximum height exposed glass with Type 2 applied kit -multiple kits allowed. Maximum ± 60 psf design load. Include D5 add.					D4	

(MS) MEDALLION - STEEL STIFFENED  
WINDSTORM ANSI A250.13

CECO DOOR  
PRICE LIST

SINGLE SWING					(MS) MEDALLION EXTRAS ADD TO BASE	CODE	ADD/LEAF				
LC1, LM1, LM0, LP0		FLUSH			1. STIFFNERS 22ga cold rolled standard						
WIDTH	HEIGHT	18CRS	16CRS	14CRS							
20 - 30	68	\$669	\$771	\$993	a. 22ga galvanized	22GAGV	\$76				
31 - 36	68	\$818	\$921	\$1,142	b. 20ga galvanized	20GAGV	\$103				
37 - 40	68	\$910	\$1,013	\$1,234	c. 18ga cold rolled	18GACR	\$67				
20 - 30	70	\$681	\$791	\$1,027	d. 18ga galvanized	18GAGV	\$141				
31 - 36	70	\$843	\$953	\$1,189	e. 16ga cold rolled	16GACR	\$141				
37 - 40	70	\$943	\$1,052	\$1,289	f. 16ga galvanized	16GAGV	\$216				
20 - 30	72	\$735	\$853	\$1,105	2. Galvanized A60						
31 - 36	72	\$875	\$993	\$1,245	a. 68 HEIGHT		\$70				
37 - 40	72	\$971	\$1,088	\$1,342	b. 70 HEIGHT		\$75				
20 - 30	80	\$922	\$1,047	\$1,316	c. 72 HEIGHT		\$79				
31 - 36	80	\$1,052	\$1,178	\$1,447	d. 80 HEIGHT		\$85				
37 - 40	80	\$1,141	\$1,267	\$1,536	3. Galvanized G90						
<b>Additional Specification Notes:</b> 1. 14 Gage doors are handed with 45H hinges. 2. Non standard sized doors to be priced as next largest standard size door 3. No add for non-Ceco hardware locations 4. See page A-5 of Accessories & Preparations Section for Louvers					a. 68 HEIGHT		\$259				
					b. 70 HEIGHT		\$264				
					c. 72 HEIGHT		\$269				
					d. 80 HEIGHT		\$274				
					4. CLOSER / HOLDER REINFORCEMENT						
					14 GAGE Standard					C1	\$27
					12 GAGE Option					CC	\$32
					5. UNDERWRITERS LABEL					AU,BU,CU	\$49
					* Label prices are less closer reinforcement.					TU, TUH	\$12
					Maximum size 18, 16 & 14 gage 4080 single, 8080 double					LCO	\$18
					6. WARNOCK HERSEY LABEL					AW,BW,CW	\$12
					* Label prices are less closer reinforcement.					TW	\$12
					Maximum size 18, 16 & 14 gage 4080 single, 8080 double					LCO	\$18
7. UNDERCUT					U__	\$19					
From fabrication in 1/16" increments											
3/4" standard and 5/8" U10						No Add					
8. Flush Welded Steel Glass Lites - 4884 Not available fire rated											
a. V design (30" - 48")					V	\$232					
b. N design (49" - 88")					N__	\$265					
c. G design (89" - 140")					G	\$309					
d. FG design (141" - 240")					FG	\$497					
e. 1/2" glass. Add to above prices					4880	\$97					
Glazing system must be installed prior to assembly											
9. ASTRAGALS - attached											
a. 4491 steel plate					A08	\$85					
10. SEAMLESS EDGES											
a. Edges welded - ONLY handed doors. 18, 16, or 14 gauge.					W/SEM	\$108					
b. Edges filled					SEM	\$68					
11. CAPS											
a. Steel top cap (screw applied)					STC	\$19					
b. Steel bottom cap (screw applied)					SBC	\$19					
12. HURRICANE LABEL											
UL - ANSI A250.13 Windstorm					A250	\$10					
13. Steel Glass Lites - Type 8											
Fire Rated Impact Glass Kit - up to 90 minute											
a. V design (30" - 48")					Type 8 - V	\$350					
b. N design (49" - 88")					Type 8 - N	\$436					
c. G design (89" - 140")					Type 8 - G	\$532					
d. FG design (23" x 53" maximum)					Type 8 - FG	\$869					
Vetrotech 1-1/2" Keralite FR-Ultra IGU HI Laminated glass by others.											

**CECO DOOR  
PRICE LIST**

**(MS) MEDALLION STEEL STIFFENED  
CONSTRUCTION ADDS**

**HARDWARE TYPES**

CONFIGURATION	MAX. SIZE	MIN. GAUGE	DESIGN LOAD	MIN. LATCH THROW (in)	LOCK SIDE-MIN. LATCH STRENGTH (lbf)	ADD
A. Single: Cylindrical, Mortise or Interconnected Lock w/o Deadbolt	3070	18	± 60 psf	1/2	630	D2, D3, D4
B. Single: Cylindrical, Mortise or Interconnected Lock w/ Deadbolt	3070	18	± 70 psf	1/2	735	D2, D3, D4
C. Single: Outswing	3080	18	± 60 psf	1/2	720	D2, D3, D4
D. Single: Outswing	4080	16	± 70 psf	1/2	1120	D1, D2, D3, D4, F13
E. Pair: 3-Point Latching or Single over 70: Mortise w/ Deadbolt	8080	16	± 70 psf	3/4	1120	D2, D3, D4, D7, D8
F. Pair: 4-Point Latching	8080	16	± 70 psf	3/4	1120	D1, D2, D3, D4
G. Pair: Rims x Mullion	6070	18	± 60 psf	N/A	630	D2, D3, D4
H. Pair: Rims x Mullion	8080	16	± 70 psf	3/4	1120	D1, D2, D3, D4
I. Single: SVR	4080	14	±150 psf 80 FPS	3/4	1200	D13 F16
Pair: SVR x SVR or SVR x SB	8080					

CONSTRUCTION REQUIREMENTS and ADDS	CODE	ADD
1. For doors over 3'-0" wide with an exit device preparation, a horizontal stiffener is required. Doors cannot have glass or louver preps that interfere with stiffener.	D1	\$180
2. Special frame strike reinforcement required for doors over 3'-0" wide with rim exit device.	F13	\$83
3. 1/4" Makrolon Polycarbonate by Sheffield Plastics - 22" maximum width, 33-1/2" maximum height exposed glass. Multiple kits not allowed. Maximum ± 60 psf design load. Flush 4884 steel kit.	D2	
4. Glasslam Safety Plus II - 22" maximum width, 66" maximum height exposed glass. Multiple kits allowed. Maximum ± 60 psf design load. Flush 4880 steel kit.	D3	
5. 1/4" Makrolon Polycarbonate by Sheffield Plastics - 22 1/2" maximum width, 33 1/2" maximum height exposed glass with Type 1 applied kit - multiple kits not allowed. Glasslam Safety Plus II - 24" maximum width, 66" maximum height exposed glass with Type 2 applied kit - multiple kits allowed. Maximum ± 60 psf design load. Include D5 add.	D4	
6. Pair of doors with 3-Point latching over 7'-0" height and design pressure over 60 psf requires reinforced lock edges and welded 14ga steel top cap.	D7	\$764
7. Single door with mortise lock and deadbolt over 7'-0" height and design pressure over 60 psf requires reinforced lock edge and welded 14ga steel top cap.	D8	\$382
8. Single door outswing - Sargent HC4-8700 surface vertical rod. Pair outswing - Sargent HC4-8700 both leaves or active x Sargent 988 surface bolt. Lock edge reinforcement - add per door	D13	\$705
9. Frame head anchors on pair: 60 width x 4 anchors; over 60 width x 6 anchors - add per anchor	F16	\$26

(HE) TRIO LAMINATED STIFFENED  
WINDSTORM ANSI A250.13

CECO DOOR  
PRICE LIST

SINGLE SWING				(HE) EXTRAS ADD TO BASE	CODE	ADD/LEAF
LC1, LM1, LM0, LP0		FLUSH		1. STIFFENERS - 22Ga Cold Rolled Standard		
WIDTH	HEIGHT	18CRS	16CRS	2. 14 GAGE Not available		
20 - 30	68	\$815	\$906	3. Galvanneal A60 a. 68 HEIGHT b. 70 HEIGHT c. 72 HEIGHT d. 80 HEIGHT		\$70
31 - 36	68	\$946	\$1,037			\$75
37 - 40	68	\$1,025	\$1,116			\$79
20 - 30	70	\$831	\$928	4. Galvanized G90 a. 68 HEIGHT b. 70 HEIGHT c. 72 HEIGHT d. 80 HEIGHT		\$85
31 - 36	70	\$968	\$1,065			\$259
37 - 40	70	\$1,054	\$1,151			\$264
20 - 30	72	\$889	\$991			\$269
31 - 36	72	\$996	\$1,098	5. CLOSER / HOLDER REINFORCEMENT 14 GAGE Standard 12 GAGE Option		\$274
37 - 40	72	\$1,075	\$1,177			C1 \$27 CC \$32
20 - 30	80	\$1,068	\$1,177		6. UNDERWRITERS LABEL * Label prices are less closer reinforcement.	AU,BU,CU \$49 TU \$12 LCO \$18
31 - 36	80	\$1,172	\$1,281	7. WARNOCK HERSEY LABEL * Label prices are less closer reinforcement.		BW,CW \$12 TW \$12 LCO \$18
37 - 40	80	\$1,251	\$1,360			8. UNDERCUT From fabrication in 1/16" increments 3/4" standard and 5/8" U10
210 & 310 wide or 610 & 710 high, price as the next largest standard size door.				9. Glass Lites Must use Type 2 applied kit. Refer to construction add - D6 on page WS-15 Not available with fire rating.		
				10. Louvers Not available		
				11. HARDWARE LOCATIONS - Other than CECO		No Add
				12. SEAMLESS EDGES a. Edges welded b. Edges filled	W/SEM \$108 SEM \$68	
				13. CAPS a. Steel top cap (screw applied) b. Steel bottom cap (screw applied)	STC \$19 SBC \$19	
				14. HURRICANE LABEL UL - ANSI A250.13 Windstorm	A250 \$10	
				15. NON STANDARD SIZE DOORS Price as the next largest standard size door		
				16. Type 2 Lite Kits (includes 14 ga perimeter channel) a. V design b. N design c. G design		Type 2 \$385 \$405 \$436

CECO DOOR PRICE LIST			(HE) TRIO LAMINATED STIFFENED CONSTRUCTION ADDS			
HARDWARE TYPES						
CONFIGURATION	MAX. SIZE	MIN. GAUGE	DESIGN LOAD	MIN. LATCH THROW (in)	LOCK SIDE-MIN. LATCH STRENGTH (lbf)	ADD
A. Single: Cylindrical	3070	18	± 100 psf	1/2	1050	N/A
B. Single: Mortise w/ Deadbolt Single: Outswing only - Rim Exit	3070	18	± 100 psf	3/4	1050	N/A
C. Single: Cylindrical Single: Mortise w/Deadbolt	4080	18	± 70 psf	1/2 3/4	1120	N/A D6, D12
D. Single: Outswing only - Rim Exit Single: Outswing only - Vertical Rod	4080	18	± 70 psf	3/4 N/A	1120	D6, D12, F13 D6, D12
E. Pair: Cylindrical w/Deadbolt or Mortise w/Deadbolt	6070 8080	18	± 70 psf	1/2 3/4	735 1120	D7
F. Pair: Outswing only Rim x Rim x Mullion	8080	18	± 70 psf	3/4	1120	D6, D12
G. Pair: Outswing only - Vertical Rod Concealed 2-Point	8080	18	± 70 psf	3/4 1/2	1120 688	D6, D12, F15 D6, D12
CONSTRUCTION REQUIREMENTS and ADDS					CODE	ADD
1. Special frame strike reinforcement required for doors over 3'-0" wide with rim exit device.					F13	\$83
2. Pair of doors with 3-Point latching over 7'-0" height and/or design pressure over 60 psf requires reinforced lock edges and welded 14ga steel top cap.					D7	\$764
3. Type 2 kit visible glass (Glasslam Safety Plus II) 32" width x 42" height maximum exposed glass. Multiple kits not allowed. Glass by others. HE doors with a lite are limited to surface vertical rod or rim exit. UP to 70 psf with glass.					D6	
4. Doors with vision lite require reinforced lock edge. Up to 70psf. Per door add. Single doors with mortise lock w/Deadbolt, rim exit, or vertical rod. Pair of doors with rim exit, vertical rod, or concealed 2-point.					D12	\$310
5. Special frame head strike reinforcement required for surface vertical rod x surface vertical rod for doors with vision lite. Up to 70 psf.					F15	\$53

**CECO DOOR  
PRICE LIST**

**DOOR AND FRAME  
PREPARATION CHARGES**

**HURRICANE DOORS TESTED TO UL-ANSI A250.13**

The construction adds listed below are to be used with the standard list prices of the Door and Frame type required. Weatherstrip and threshold are required for a Hurricane approved unit.

CODE	DOOR	FRAME	ITEM DESCRIPTION
------	------	-------	------------------

**DOORS - Construction Adds**

D1	\$180		Horizontal stiffener required for doors over 3'-0" wide with exit device prep
D2			Exposed glass - 22" maximum width, 33-1/2" maximum height per door
D3			Exposed glass - 22" maximum width, 66" maximum height per door
D4			Exposed glass - 32" maximum width, 30" maximum height per door
D6			Type 2 kit visible glass (Glasslam Safety Plus II) up to 32" x 42"
D7	\$764		Pair 3-Point latching over 7'-0" & 70 psf requires special lock edge construction & welded 14ga top cap
D8	\$382		Single door with mortise lock and deadbolt over 7'-0" height and design pressure over 60 psf requires reinforced lock edge and welded 14ga steel top cap.
D0	\$10		ANSI A250.13 door label
D9	\$3,178		Single door with Multi-Point lock prep for ±150 psf design pressure - Imperial IU.
D10	\$6,429		Pair of doors with Multi-Point lock prep for ±150 psf design pressure - Imperial IU.
D11	\$230		Pair of doors requires reinforced lock edges.
D12	\$310		Reinforce lock edge for doors with vision lite and ±70 psf - per door add.
D13	\$705		Lock edge reinforcement for Sargent HC4-8700 surface vertical rod and Sargent 988 surface bolt.

**FRAMES - Construction Adds**

F1		\$29	Per lineal foot - 10ga I-beam full height vertical & 6'-0" horizontal mullions - Depths 534
F1		\$32	Per lineal foot - 10ga I-beam full height vertical & 6'-0" horizontal mullions - Depths 634, 734
F1		\$34	Per lineal foot - 10ga I-beam full height vertical & 6'-0" horizontal mullions - Depths 834, 934
F1		\$39	Per lineal foot - 10ga I-beam full height vertical & 6'-0" horizontal mullions - Depths 1034, 1134
F1		\$47	Per lineal foot - 10ga I-beam full height vertical & 6'-0" horizontal mullions - Depths 1234, 1334
F2			Borrowed lite maximum glass area 3,384 sq. in. - 72" width, 94" height per lite.
F3			Sidelite maximum glass area: 36" width, 94" height per lite.
F4			Transom lite maximum glass area - 72" width, 36" height per lite.
F5			Frames with glass and fixed panels require anchors in the head and/or sill
F6			Maximum door opening: 3080 - single, 6080 - pair
F7			Verify anchors with design pressure. For frames with 4" face head, (2) anchors required.
F8		\$504	Multi-Point lock prep for ±150 psf design pressure
F16		\$26	Each EO/pipe and strap anchor with bolt
		N/C	ANSI A250.13 frame label
F10			Borrowed lite & Sidelite exposed glass: 34-3/4" width, 92-3/4" height for 45/60 minute ratings.
F11			Borrowed lite & Sidelite exposed glass: 34-3/4" width, 88-9/16" height for 90 minute rating.
F12			Transom lite exposed glass: 70-3/4" width, 28-3/4" height for 45/60/90 minute ratings.
F13		\$83	Special frame strike reinforcement required for doors over 3'-0" wide with rim exit device.
F15		\$53	Special frame head strike reinforcement required for surface vertical rod x surface vertical rod for doors with vision lite and ±70 psf.



CECO DOOR  
PRICE LIST

NOTES

**(SP) STORMPRO™ MULTI POINT  
LOCK 1-3/4" DOOR**

**CECO DOOR  
PRICE LIST**

FEMA 361 or FEMA 320 Flush doors. UL classified to ICC500 (2014), FEMA P-361 (2015) and FEMA P-320 (2014).  
Corbin Russwin FE6600 or Sargent FM7300 concealed multi point lock.

Corbin Russwin FE6600 and Sargent FM7300 concealed vertical rods, top and bottom bolts, and mortise lock body cassette must be factory installed in a Ceco StormPro door. All other hardware components are shipped directly from Sargent or Corbin Russwin and must be installed by a factory trained installer.

**IMPORTANT:** Do not remove any hardware blocking or filler plates in the door or frame until the mortise lock is ready to be installed.

SINGLE		EXTRAS		CODE	ADD/LEAF
MPL		FLUSH	1. A60 Galvanneal a. 68 HEIGHT b. 70 HEIGHT c. 72 HEIGHT d. 80 HEIGHT		
WIDTH	HEIGHT	14CRS			
28 - 30	68 - 70	\$4,327			
31 - 36	68 - 70	\$4,518			
37 - 40	68 - 70	\$4,603			\$85
28 - 30	72	\$4,482	2. G90 Galvanized a. 68 HEIGHT b. 70 HEIGHT c. 72 HEIGHT d. 80 HEIGHT		
31 - 36	72	\$4,603			
37 - 40	72	\$4,691			
28 - 30	80	\$4,646			
31 - 36	80	\$4,772			\$259
37 - 40	80	\$4,852			\$264
					\$269
					\$274
			3. CLOSER REINFORCEMENT	C1	\$27
			4. SEAMLESS EDGES Standard: edges welded		No add
			5. UNDERCUT 3/8" only Standard		No add
			6. CAPS Cap top flush Standard		No add
			7. FIRE RATING Underwriters Laboratories Refer to the Tech Data manual for limitations	AU,BU,CU TU	\$49 \$12
			8. ASTRAGAL Required on pair of doors	A05	\$74
			9. Glass Lites V design (10"x10") Non-fire rated Includes glass installed	V	\$3,487
			10. Glass Lites V design (10"x10") Fire rated up to 90 minutes Includes glass installed	V	\$6,867

**STORMPRO™ MULTI POINT LOCK  
FRAMES FOR 1-3/4" DOORS**

**CECO DOOR  
PRICE LIST**

- A. Masonry T jamb anchors and EO bolts in frame head included in the frame price.  
 B. EO jamb anchors must be added accordingly.  
 C. Throat dimension is 1" less than depth - 1/2" backbends standard.  
 D. Corbin Russwin FE6600 or Sargent FM7300 concealed multi point lock.  
 E. UL classified to ICC500 (2014), FEMA P-361 (2015) and FEMA P-320 (2014).

SINGLE		S SERIES 14CRS KD				
WIDTH	HEIGHT	400 to 600	618 to 778	800 to 978	1000 to 1178	1200 to 1400
28 - 30	68 - 70	\$737	\$758	\$789	\$849	\$892
	72	\$757	\$770	\$802	\$863	\$904
	80	\$797	\$813	\$839	\$884	\$925
31 - 40	68 - 70	\$745	\$762	\$795	\$854	\$897
	72	\$765	\$774	\$808	\$868	\$909
	80	\$805	\$817	\$845	\$889	\$930
DOUBLE		400 to 600	618 to 778	800 to 978	1000 to 1178	1200 to 1400
60	68 - 70	\$792	\$809	\$841	\$891	\$933
	72	\$810	\$821	\$855	\$905	\$945
	80	\$862	\$877	\$905	\$937	\$979
61 - 80	68 - 70	\$803	\$819	\$858	\$906	\$947
	72	\$821	\$831	\$872	\$920	\$959
	80	\$873	\$887	\$922	\$952	\$993

**EXTRAS**

1. TAGGING AND BUNDLING FRAMES		TB	\$5
2. A60 GALVANNEAL		GL4	\$39
3. G90 GALVANIZED		G90	\$66
4. CLOSER REINFORCEMENT	Welded Plate	S	\$21
5. FOUR (4") INCH FACE HEAD Minimum depth 4-5/8" (4" face head EO hole dome cap plug - see page C-16 in Components)	Single	H400	\$40
	Double	H400	\$57
6. ANCHORS	Existing opening with dynabolts	Up to 72	A30 \$196
	Existing opening with dynabolts	Over 72	A30 \$244
7. CORNER WELDING	Full face weld	3-Sided Frame	V2 \$68
	Full face and web weld	3-Sided Frame	V3 \$124
	Full face weld	4-Sided Frame	V2 \$136
	Full face and web weld	4-Sided Frame	V3 \$248
8. FIRE RATING		AU,BU,CU,TU	\$21
9. OPTIONAL 4-SIDED FRAME			\$281
NOTE: 4-sided frame must be welded. See corner welding for prices.			
10. COMMUNICATING DOOR FRAME	Single Frame Only	C	\$52

**(SP) STORMPRO™ EXIT DEVICE  
1-3/4" DOOR**

**CECO DOOR  
PRICE LIST**

FEMA 361 Flush doors. UL classified to ICC500 (2014), FEMA P-361 (2015).

Sargent FM8700 or Corbin Russwin FE5400S exit device x FE707A / FE708A mullion. All hardware by others.

SINGLE			EXTRAS	CODE	ADD/LEAF	
PV8		FLUSH	1. A60 Galvanneal a. 68 HEIGHT b. 70 HEIGHT c. 72 HEIGHT d. 80 HEIGHT			
WIDTH	HEIGHT	14CRS				
30	68 - 70	\$3,756				
31 - 36	68 - 70	\$3,940				
37 - 40	68 - 70	\$4,025	2. G90 Galvanized a. 68 HEIGHT b. 70 HEIGHT c. 72 HEIGHT d. 80 HEIGHT			
30	72	\$3,895				
31 - 36	72	\$4,016				
37 - 40	72	\$4,105				
30	80	\$4,060	3. CLOSER REINFORCEMENT	C1	\$27	
31 - 36	80	\$4,185				
37 - 40	80	\$4,266				
			4. SEAMLESS EDGES	Standard: edges welded	No add	
			5. UNDERCUT	5/8" Corbin Russwin strike;5/8" Sargent 653 strike;3/8" Sargent 655 strike	No add	
			6. CAPS	Cap top flush	Standard	No add
			7. FIRE RATING	Underwriters Laboratories Refer to the Tech Data manual for limitations	AU,BU,CU TU	\$49 \$12
			8. Glass Lites	Non-fire rated V design (10"x10")	Includes glass installed	V \$3,487
			9. Glass Lites	Fire rated up to 90 minutes V design (10"x10")	Includes glass installed	V \$6,867

**STORMPRO™ EXIT DEVICE  
FRAMES FOR 1-3/4" DOORS**

**CECO DOOR  
PRICE LIST**

- A. Masonry T jamb anchors and EO bolts in frame head included in the frame price.  
 B. EO jamb anchors must be added accordingly.  
 C. Throat dimension is 1" less than depth - 1/2" backbends standard.  
 D. Sargent FM8700 exit device or Corbin Russwin FE5400S.  
 E. UL classified to ICC500 (2014), FEMA P-361 (2015).

SINGLE		S SERIES 14CRS KD				
WIDTH	HEIGHT	400 to 600	618 to 778	800 to 978	1000 to 1178	1200 to 1400
30	68 - 70	\$737	\$758	\$789	\$849	\$892
	72	\$757	\$770	\$802	\$863	\$904
	80	\$797	\$813	\$839	\$884	\$925
31 - 40	68 - 70	\$745	\$762	\$795	\$854	\$897
	72	\$765	\$774	\$808	\$868	\$909
	80	\$805	\$817	\$845	\$889	\$930
DOUBLE		400 to 600	618 to 778	800 to 978	1000 to 1178	1200 to 1400
60	68 - 70	\$792	\$809	\$841	\$891	\$933
	72	\$810	\$821	\$855	\$905	\$945
	80	\$862	\$877	\$905	\$937	\$979
61 - 80	68 - 70	\$803	\$819	\$858	\$906	\$947
	72	\$821	\$831	\$872	\$920	\$959
	80	\$873	\$887	\$922	\$952	\$993

**EXTRAS**

1. TAGGING AND BUNDLING FRAMES		TB	\$5
2. A60 GALVANNEAL		GL4	\$39
3. G90 GALVANIZED		G90	\$66
4. CLOSER REINFORCEMENT	Welded Plate	S__	\$21
5. FOUR (4") INCH FACE HEAD Minimum depth 4-5/8" (4" face head EO hole dome cap plug - see page C-16 in Components)	Single	H400	\$40
	Double	H400	\$57
6. ANCHORS	Existing opening with dynabolts	Up to 72	A30 \$196
	Existing opening with dynabolts	Over 72	A30 \$244
7. CORNER WELDING	Full face weld	V2	\$68
	Full face and web weld	V3	\$124
8. FIRE RATING		AU,BU,CU,TU	\$21
9. REMOVABLE HARDWARE MULLION REINFORCEMENT	double opening	SR6	\$21

**(SP) STORMPRO™ SHUTTER  
1-3/4" DOOR**

**CECO DOOR  
PRICE LIST**

FEMA 361 Flush doors. UL classified to ICC500 (2014), FEMA P-361 (2015).

Corbin Russwin FE6700 or Sargent FM6100 concealed multi point lock prep included. All hardware by others.

SINGLE		EXTRAS	CODE	ADD/LEAF	
MPL		FLUSH 14CRS	1. A60 Galvanneal a. 68 HEIGHT	\$70	
WIDTH	HEIGHT				
26 - 30	30	\$4,008	2. G90 Galvanized a. 68 HEIGHT	\$259	
26 - 30	68	\$4,008			
31 - 36	68	\$4,195	3. CLOSER REINFORCEMENT	C1 \$27	
37 - 40	68	\$4,279	4. SEAMLESS EDGES Standard: edges welded	No add	
Single door - 3'0" minimum height Pair of doors - 4'0" minimum height		5. GLASS LITES Not available			
		6. UNDERCUT 1/4" only Standard		No add	
		7. CAPS Cap top flush Standard		No add	
		8. FIRE RATING Underwriters Laboratories Refer to the Tech Data manual for limitations		AU,BU,CU TU	\$49 \$12
		9. ASTRAGAL Required on pair of doors		A05	\$74

**STORMPRO™ SHUTTER  
FRAMES FOR 1-3/4" DOORS**

**CECO DOOR  
PRICE LIST**

- A. Masonry T or wire masonry jamb anchors and EO bolts in frame head included in the frame price.  
 B. EO jamb anchors must be added accordingly.  
 C. Throat dimension is 1" less than depth - 1/2" backbends standard.  
 D. Corbin Russwin FE6700 or Sargent FM6100 multi point lock prep included. All hardware by others.  
 E. UL classified to ICC500 (2014), FEMA P-361 (2015).

SINGLE		S SERIES 14CRS KD 4-SIDED FRAME*				
WIDTH	HEIGHT	400 to 600	618 to 778	800 to 978	1000 to 1178	1200 to 1400
26 - 30	30	\$990	\$998	\$1,036	\$1,145	\$1,196
26 - 30	68	\$990	\$998	\$1,036	\$1,145	\$1,196
31 - 36	68	\$992	\$1,006	\$1,048	\$1,155	\$1,206
37 - 40	68	\$992	\$1,006	\$1,048	\$1,155	\$1,206
DOUBLE		400 to 600	618 to 778	800 to 978	1000 to 1178	1200 to 1400
50 - 60	40 - 68	\$1,088	\$1,108	\$1,154	\$1,228	\$1,276
61 - 80	40 - 68	\$1,112	\$1,130	\$1,186	\$1,258	\$1,304

Optional 3-sided frame\* Deduct \$273

\*NOTE: Shutter frame must be welded. See below for corner welding prices.

**EXTRAS**

1. TAGGING AND BUNDLING FRAMES		TB	\$5
2. A60 GALVANNEAL		GL4	\$52
3. G90 GALVANIZED		G90	\$88
4. CLOSER REINFORCEMENT	Welded Plate	S	\$21
5. FOUR (4") INCH FACE HEAD Minimum depth 4-5/8" (4" face head EO hole dome cap plug - see page C-16 in Components)	Single	H400	\$40
6. ANCHORS Existing opening with dynabolts	Up to 68	A30	\$196
7. CORNER WELDING			
Full face weld	4-Sided Frame	V2	\$136
Full face and web weld	4-Sided Frame	V3	\$248
Full face weld	3-Sided Frame	V2	\$68
Full face and web weld	3-Sided Frame	V3	\$124
8. FIRE RATING	Single only	AU,BU,CU,TU	\$21
9. TGB	Glazing bead applied hard against stop with one screw	Per Foot	\$5

(SP) STORMPRO™ 320  
1-3/4" DOOR

CECO DOOR  
PRICE LIST

FEMA 320 Flush doors. UL classified to ICC500 (2014).  
Sargent 10 line series and Medeco Maxum deadbolts.

SINGLE			EXTRAS	CODE	ADD/LEAF
		FLUSH	1. A60 Galvanneal		
		14CRS	a. 68 HEIGHT		\$70
28 - 30	68	\$1,575	b. 70 HEIGHT		\$75
28 - 30	70	\$1,593	2. G90 Galvanized		
			a. 68 HEIGHT		\$259
			b. 70 HEIGHT		\$264
			3. CLOSER REINFORCEMENT	C1	\$27
			4. SEAMLESS EDGES	Standard: edges welded	No add
			5. GLASS LITES	Includes glass installed	
			V design (10"x10")	V	\$3,294
			6. UNDERCUT	U01 - U11	\$19
			3/4" standard, 3/8" and 5/8" available		No add
			7. CAPS		
			Cap top and bottom flush	Standard	No add
			8. FIRE RATING	Not available	

**HARDWARE**

Hardware package required for FEMA 320 door/frame assembly. Shipped loose. (3) McKinney SP3786 26D (4-1/2" x 4-1/2" x .180") hinges (1) Sargent 10 line lock grade 1 passage set 28-10U15XLLX26DLHR (3) Medeco Maxum commercial high security deadbolts 11C602T-26-DL-T-N A, KA3	SP320HDWE	\$1,731
---	-----------	---------



**STORMPRO™ 320  
FRAMES FOR 1-3/4" DOORS**

**CECO DOOR  
PRICE LIST**

Masonry T jamb anchors and EO bolts in frame head included in the frame price.  
EO jamb anchors must be added accordingly.  
Throat dimension is 1" less than depth - 1/2" backbends standard.  
Sargent 10 line series and Medeco Maxum deadbolts.  
UL classified to ICC500 (2014), FEMA P-320 (2014).

SINGLE		S SERIES 16CRS KD				
WIDTH	HEIGHT	400 to 600	618 to 778	800 to 978	1000 to 1178	1200 to 1400
28 - 30	68	\$680	\$698	\$730	\$807	\$850
28 - 30	70	\$685	\$705	\$740	\$816	\$859

**EXTRAS**

1. TAGGING AND BUNDLING FRAMES		TB	\$5
2. 14 GAUGE 3PC FRAME	Add to 16 gauge	14	\$48
3. A60 GALVANNEAL		GL4	\$39
4. G90 GALVANIZED		G90	\$66
5. CLOSER REINFORCEMENT	Welded Plate	S__	\$21
6. FOUR (4") INCH FACE HEAD	Single	H400	\$40
Minimum depth 4-5/8" (4" face head EO hole dome cap plug - see page C-16 in Components)			
7. ANCHORS			
Existing opening with dynabolts	Up to 70	A30	\$196
8. CORNER WELDING			
Full face weld		V2	\$68
Full face and web weld		V3	\$124
9. FIRE RATING	Not available		

CECO DOOR PRODUCTS  
PRICE LIST

NOTES

FRAME DESIGN CHART

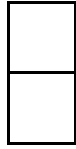
CECO DOOR  
PRICE LIST



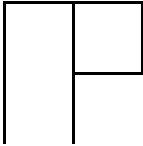

1BL  
(PAGE LT - 2)



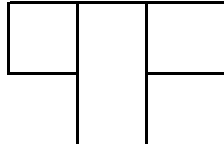
2BL  
(PAGE LT - 4)




3BL  
(PAGE LT - 6)



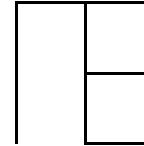
PSL  
(PAGE LT - 8)



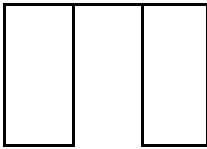
P2SL  
(PAGE LT - 10)



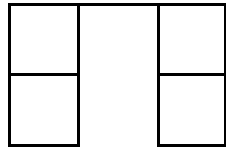
( )SL4  
(4" SILL OR LESS)  
(PAGE LT - 12)  
( )SL12  
(UP TO 12" SILL)  
(PAGE LT - 14)



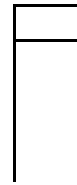
( )HSL4  
(4" SILL OR LESS)  
(PAGE LT - 16)  
( )HSL12  
(UP TO 12" SILL)  
(PAGE LT - 18)



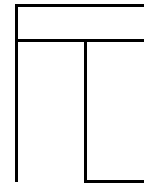
2SL4  
(4" SILL OR LESS)  
(PAGE LT - 20)  
2SL12  
(UP TO 12" SILL)  
(PAGE LT - 22)



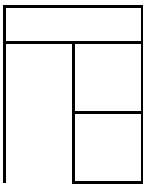
2HSL4  
(4" SILL OR LESS)  
(PAGE LT - 24)  
2HSL12  
(UP TO 12" SILL)  
(PAGE LT - 26)



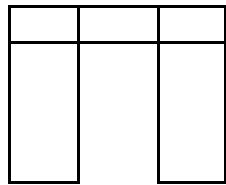
TF  
(PAGE LT - 28)



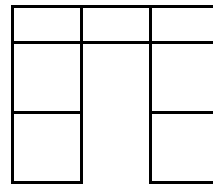
TFSL4  
(4" SILL OR LESS)  
(PAGE LT - 30)  
TFSL12  
(UP TO 12" SILL)  
(PAGE LT - 32)



TFHSL4  
(4" SILL OR LESS)  
(PAGE LT - 34)  
TFHSL12  
(UP TO 12" SILL)  
(PAGE LT - 36)




TF2SL  
(UP TO 12" SILL)  
(PAGE LT - 38)



TF2HSL  
(UP TO 4" SILL)  
(PAGE LT - 40)

NOTE: IF YOUR FRAME DESIGN IS NOT SHOWN ABOVE, USE CODE "SPCL".



1BL BORROWED LITE

1. HOW TO PRICE & ORDER

EXAMPLE: 1BL 4'-4"x 3'-4" with a depth of 534, 16CRS

- a. Width (A) ROUND UP to the next foot. (4'-4" would be 5'-0")
- b. Height (B) ROUND UP to the next foot. (3'-4" would be 4'-0")
- c. Determine the depth of the frame. (5-3/4")
- d. Determine the gage of the frame. (16ga)
- e. The EXAMPLE frame is a 5x4 unit, 5'-0" (A) width and 4'-0" (B) height.
- f. Locate this size under the proper depth and gage on the chart. (5 x 4 under SU 534 16CRS)
- g. The list price for this EXAMPLE would be \$394.00
- h. The weight for this EXAMPLE would be 48 pounds.
  - i. If the size required is greater than shown in the chart, use the pricing formula.

2. STANDARDS

- a. All face dimensions are 2".
- b. Prices include glazing bead placed against the stop with one screw on the 1-15/16" rabbet.
- c. Prices include V2 face welding by CECO.

3. ORDERING CODE

- a. Series, Gage/Material, Depth, Design/Size
- EXAMPLE: SU 16CRS 534 BL54

4. ORDERING REQUIREMENTS

- a. Provide a drawing with all dimensions completed.
- b. Use CECO detail 1090-141Q covering the 1BL elevation.

**CECO DOOR  
PRICE LIST**

**1BL**

1BL SIZE	PART NUMBER	SU 16ga CRS. (16CRS) STANDARD STOCK STICKS				SQ or SR 16ga CRS (16CRS) SU 16ga CRS (16CRS)					SQ or SR 14ga CRS (14CRS) SU 14ga CRS (14CRS)				
		534	434	634 734	834	458 to 600	618 to 778	800 to 978	1000 to 1178	1200 to 1400	458 to 600	618 to 778	800 to 978	1000 to 1178	1200 to 1400
2x2	1BL22	\$248 21	\$252 23	\$264 24	\$281 26	\$252 21	\$264 24	\$281 27	\$299 31	\$318 36	\$274 27	\$286 30	\$302 34	\$321 39	\$340 44
2x3	1BL23	\$277 27	\$283 29	\$298 31	\$318 33	\$283 27	\$298 30	\$318 34	\$342 39	\$365 45	\$310 34	\$325 38	\$345 43	\$369 49	\$392 56
2x4	1BL24	\$306	\$313	\$331	\$356	\$313	\$331	\$356	\$384	\$412	\$346	\$363	\$388	\$416	\$444
3x3	1BL33	32	34	37	39	32	36	40	46	54	40	45	51	58	67
2x5	1BL25	\$335	\$344	\$364	\$393	\$344	\$364	\$393	\$426	\$459	\$381	\$402	\$431	\$464	\$497
3x4	1BL34	37	40	43	46	37	42	47	54	63	47	53	60	68	78
2x6 4x4	1BL26, 1BL44	\$364	\$374	\$397	\$430	\$374	\$397	\$430	\$468	\$506	\$417	\$441	\$474	\$511	\$549
3x5	1BL35	43	46	49	52	43	48	54	62	72	54	60	68	78	89
2x7 4x5	1BL27, 1BL45	\$394	\$404	\$431	\$468	\$404	\$431	\$468	\$510	\$552	\$453	\$479	\$516	\$559	\$601
3x6	1BL36	48	52	55	59	48	54	61	70	81	61	68	77	88	100
2x8 4x6	1BL28, 1BL46	\$423	\$435	\$464	\$505	\$435	\$464	\$505	\$552	\$599	\$489	\$518	\$559	\$606	\$653
3x7 5x5	1BL37, 1BL55	54	58	62	66	54	60	68	78	90	68	76	86	98	112
2x9 4x7	1BL29, 1BL47	\$452	\$465	\$497	\$543	\$465	\$497	\$543	\$594	\$646	\$524	\$557	\$602	\$654	\$706
3x8 5x6	1BL38, 1BL56	59	63	68	72	59	66	74	85	99	74	83	94	107	123
6x6 4x8	1BL66, 1BL48	\$481	\$495	\$531	\$580	\$495	\$531	\$580	\$636	\$693	\$560	\$595	\$645	\$701	\$758
3x9 5x7	1BL39, 1BL57	64	69	74	79	64	72	81	93	108	81	91	103	117	134
6x7 4x9	1BL67, 1BL49	\$510	\$526	\$564	\$617	\$526	\$564	\$617	\$679	\$740	\$596	\$634	\$688	\$749	\$810
3x10 5x8	1BL310, 1BL58	70	75	80	85	70	78	88	101	117	88	98	111	127	145
6x8 4x10	1BL68, 1BL410	\$540	\$556	\$597	\$655	\$556	\$597	\$655	\$721	\$786	\$632	\$673	\$730	\$796	\$862
7x7 5x9	1BL77, 1BL59	75	81	86	92	75	84	95	109	126	95	106	120	137	156
6x9	1BL69	\$569	\$586	\$631	\$692	\$586	\$631	\$692	\$763	\$833	\$667	\$712	\$773	\$844	\$915
7x8 5x10	1BL78, 1BL510	81	87	93	99	81	90	102	117	135	102	114	129	147	168
6x10 8x8	1BL610, 1BL88	\$598	\$617	\$664	\$730	\$617	\$664	730	805	880	\$703	\$750	\$816	\$891	\$967
7x9	1BL79	86	92	99	105	86	96	108	124	144	108	121	137	156	179
8x9	1BL89	\$627	\$647	\$697	\$767	\$647	\$697	\$767	\$847	\$927	\$739	\$789	\$859	\$939	\$1,019
7x10	1BL710	91	98	105	112	91	102	115	132	153	115	129	146	166	190
8x10	1BL810	\$656 97	\$677 104	\$730 111	\$805 118	\$677 97	\$730 108	\$805 122	\$889 140	\$974 162	\$775 122	\$828 136	\$902 154	\$986 176	\$1,071 201

PRICES SHOWN ABOVE HAVE GLAZING BEADS HARD AGAINST STOP WITH ONE SCREW ONLY.  
 THE PRICE OF THE OPPOSITE WIDTH & HEIGHT ARE THE SAME AS SHOWN.  
 EXAMPLE: THE PRICE OF A 5x3 IS THE SAME AS THE PRICE OF A 3x5 SHOWN ABOVE.

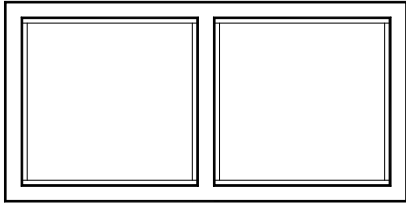
- 1. For Cut Notched & Tagged, in place of the welding included in the above pricing deduct: \$79 Per Unit
- 2. 12 Gage - multiply the above 16 Gage list price by a factor of : 2.0

Example:  
 LIST PRICE \$656  
 WEIGHT 97

For estimating only. Elevation prices are not all inclusive. Invoices may vary from these prices based on variance in material selection, hardware preparations and construction.

2BL  
BORROWED LITE

CECO DOOR  
PRICE LIST



2BL BORROWED LITE

1. HOW TO PRICE & ORDER

EXAMPLE: 2BL 5'-6" x 3'-4", with a depth of 534, 16CRS.

- a. Width (A) ROUND UP to the nearest foot. (5'-6" would be 6'-0")
- b. Height (B) ROUND UP to the nearest foot. (3'-4" would be 4'-0")
- c. Determine the depth of the frame. (5-3/4")
- d. Determine the gage of the frame. (16 ga.)
- e. The EXAMPLE frame is a 6x4 unit 6'-0" (A) width and 4'-0" (B) height.
- f. Locate this size under the proper depth and gage on the chart. (6 x 4 under SU 534 16CRS)
- g. The list price for this EXAMPLE would be \$742.00
- h. The weight for this EXAMPLE would be 70 pounds.
- i. If the size required is greater than shown in the chart, use the pricing formula.

2. STANDARDS

- a. All face dimensions are 2".
- b. Prices include glazing bead placed against the stop with one screw on the 1-15/16" rabbet.
- c. Prices include V2 welding by CECO.

3. ORDERING CODE

- a. Series, Gage/Material, Depth, Design/Size

EXAMPLE: SU 16CRS 534 2BL64

4. ORDERING REQUIREMENTS

- a. Provide a drawing with all dimensions completed.
- b. Use CECO detail 1090-141P covering the 2BL elevation.

**CECO DOOR  
PRICE LIST**

**2BL**

2BL SIZE	PART NUMBER	SU 16ga CRS. (16CRS) STANDARD STOCK STICKS				SQ or SR 16ga CRS (16CRS) SU 16ga CRS (16CRS)					SQ or SR 14ga CRS (14CRS) SU 14ga CRS (14CRS)				
		534	434	634	834	458 to 600	18 to 778	800 to 978	1000 to 1178	1200 to 1400	458 to 600	618 to 778	800 to 978	1000 to 1178	1200 to 1400
				734											
5x3	2BL53	\$651 55	\$661 59	\$694 64	\$741 68	\$661 56	\$694 63	\$741 72	\$794 83	\$847 96	\$717 69.8	\$750 78.3	\$796 88.7	\$848 101	\$901 115.2
5x4	2BL54	\$713 65	\$724 70	\$763 75	\$819 80	\$724 65	\$763 74	\$819 84	\$882 98	\$945 114	\$790 82	\$829 92	\$883 104.2	\$945 118.6	\$1,008 135.2
6x3	2BL63	\$680 60	\$691 65	\$727 70	\$778 75	\$691 61	\$727 69	\$778 78	\$836 91	\$894 105	\$753 76.6	\$789 85.9	\$839 97.3	\$896 110.8	\$953 126.4
6x4	2BL64	\$742 70	\$754 76	\$796 81	\$856 87	\$754 71	\$796 80	\$856 91	\$924 106	\$992 123	\$826 89	\$868 100	\$926 113	\$993 128	\$1,060 146
6x5	2BL65	\$804 80	\$817 86	\$866 92	\$934 99	\$817 81	\$866 91	\$934 104	\$1,012 121	\$1,089 140	\$899 101	\$946 113	\$1,013 128	\$1,090 146	\$1,166 166
7x3	2BL73	\$710 66	\$721 71	\$761 76	\$815 81	\$721 66	\$761 75	\$815 85	\$878 99	\$941 114	\$789 83	\$827 94	\$882 106	\$943 121	\$1,005 138
7x4	2BL74	\$771 75	\$784 81	\$830 87	\$893 93	\$784 76	\$830 86	\$893 98	\$966 113	\$1,039 132	\$862 96	\$906 107	\$969 121	\$1,040 138	\$1,112 158
7x5	2BL75	\$833 85	\$847 92	\$899 99	\$971 105	\$847 86	\$899 97	\$971 111	\$1,054 128	\$1,136 149	\$934 108	\$985 121	\$1,056 137	\$1,137 156	\$1,219 178
7x6	2BL76	\$895 95	\$910 102	\$968 110	\$1,049 117	\$910 96	\$968 108	\$1,049 124	\$1,141 143	\$1,234 167	\$1,007 120	\$1,064 135	\$1,143 152	\$1,234 173	\$1,325 198
8x3	2BL83	\$739 71	\$752 77	\$794 82	\$853 88	\$752 72	\$794 81	\$853 92	\$920 106	\$988 123	\$825 90	\$866 101	\$924 115	\$991 130	\$1,058 149
8x4	2BL84	\$801 81	\$815 87	\$863 94	\$931 100	\$815 82	\$863 92	\$931 105	\$1,008 121	\$1,085 141	\$897 102	\$945 115	\$1,012 130	\$1,088 148	\$1,164 169
8x5	2BL85	\$862 90	\$878 98	\$932 105	\$1,009 112	\$878 91	\$932 103	\$1,009 118	\$1,096 136	\$1,183 158	\$970 115	\$1,024 129	\$1,099 146	\$1,185 166	\$1,271 189
8x6	2BL86	\$924 100	\$941 108	\$1,001 116	\$1,086 124	\$941 101	\$1,001 114	\$1,086 130	\$1,184 151	\$1,281 176	\$1,043 127	\$1,103 142	\$1,186 161	\$1,282 183	\$1,377 209
9x3	2BL93	\$768 77	\$782 83	\$827 89	\$890 95	\$782 77	\$827 87	\$890 99	\$962 114	\$1,034 132	\$860 97	\$905 109	\$967 123	\$1,038 140	\$1,110 160
9x4	2BL94	\$830 86	\$845 93	\$896 100	\$968 107	\$845 87	\$896 98	\$968 112	\$1,050 129	\$1,132 150	\$933 109	\$984 122	\$1,055 139	\$1,135 158	\$1,217 180
9x5	2BL95	\$891 96	\$908 103	\$966 111	\$1,046 119	\$908 97	\$966 109	\$1,046 124	\$1,138 144	\$1,230 167	\$1,006 121	\$1,063 136	\$1,142 154	\$1,232 175	\$1,323 200
9x6	2BL96	\$953 105	\$971 114	\$1,035 122	\$1,124 131	\$971 107	\$1,035 120	\$1,124 137	\$1,226 159	\$1,328 185	\$1,079 134	\$1,141 150	\$1,229 170	\$1,329 193	\$1,430 220

PRICES SHOWN ABOVE HAVE GLAZING BEADS HARD AGAINST STOP WITH ONE SCREW ONLY.  
 THE PRICE OF THE OPPOSITE WIDTH & HEIGHT ARE THE SAME AS SHOWN.  
 EXAMPLE: THE PRICE OF A 5x3 IS THE SAME AS THE PRICE OF A 3x5 SHOWN ABOVE.

1. For Cut Notched & Tagged, in place of the welding included in the above pricing deduct
2. 12 Gage - multiply the above 16 Gage list price by a factor of

\$253 Per Unit  
2.0


Example:

LIST PRICE \$953  
 WEIGHT 105

For estimating only. Elevation prices are not all inclusive. Invoices may vary from these prices based on variance in material selection, hardware preparations and construction.

3BL  
BORROWED LITE

CECO DOOR  
PRICE LIST



3BL BORROWED LITE

1. HOW TO PRICE & ORDER

EXAMPLE: 3BL 8'-6" x 4'-4" with a depth of 758, 16CRS

- a. Width (A) ROUND UP to the next foot. (8'-6" would be 9'-0")
- b. Height(B) ROUND UP to the next foot. (4'-4" would be 5'-0")
- c. Determine the depth of the frame. (7-5/8")
- d. Determine the gage of the frame. (16 ga)
- e. The EXAMPLE frame is a 9x5 unit 9'-0" (A) width and 5'-0" (B) height.
- f. Locate this size under the proper depth and gage on the chart, (9x5 under SQ 618-778 16CRS)
- g. The list price for this EXAMPLE would be \$1,334.00
- h. The weight for this EXAMPLE would be 134 pounds.
- i. If the size required is greater than shown in the chart, use the pricing formula.

2. STANDARDS

- a. All face dimensions are 2".
- b. Prices include glazing bead placed against the stop with one screw on the 1-15/16" rabbet.
- c. Prices include V2 welding by CECO.

3. ORDERING CODE

- a. Series, Gage/Material, Depth, Design/Size  
EXAMPLE: SQ 16CRS 758 3BL95

4. ORDERING REQUIREMENTS

- a. Provide a drawing with all dimensions completed.
- b. Use CECO detail 1090-141O covering the 3BL elevation.



**CECO DOOR  
PRICE LIST**

**3BL**

3BL SIZE	PART NUMBER	SU 16ga CRS. (16CRS) STANDARD STOCK STICKS				SQ or SR 16ga CRS (16CRS) SU 16ga CRS (16CRS)					SQ or SR 14ga CRS (14CRS) SU 14ga CRS (14CRS)				
		534	434	634 734	834	458 to 600	618 to 778	800 to 978	1000 to 1178	1200 to 1400	458 to 600	618 to 778	800 to 978	1000 to 1178	1200 to 1400
		7x3	3BL73	\$996 78	\$1,008 84	\$1,057 91	\$1,126 97	\$1,008 79	\$1,057 89	\$1,126 103	\$1,204 119	\$1,282 139	\$1,089 99	\$1,137 111	\$1,204 126
7x4	3BL74	\$1,091 92	\$1,104 99	\$1,162 107	\$1,244 115	\$1,104 93	\$1,162 106	\$1,244 122	\$1,338 141	\$1,431 165	\$1,199 117	\$1,256 131	\$1,336 149	\$1,427 169	\$1,518 192
7x5	3BL75	\$1,185 106	\$1,199 114	\$1,267 123	\$1,362 132	\$1,199 108	\$1,267 122	\$1,362 140	\$1,471 163	\$1,580 191	\$1,309 134	\$1,375 151	\$1,467 171	\$1,573 194	\$1,679 221
7x6	3BL76	\$1,279 119	\$1,295 129	\$1,372 139	\$1,481 149	\$1,295 122	\$1,372 138	\$1,481 159	\$1,604 185	\$1,728 217	\$1,418 152	\$1,494 171	\$1,599 193	\$1,720 220	\$1,840 250
8x3	3BL83	\$1,026 83	\$1,039 90	\$1,090 97	\$1,163 104	\$1,039 85	\$1,090 95	\$1,163 110	\$1,246 127	\$1,329 148	\$1,125 106	\$1,176 119	\$1,247 135	\$1,328 153	\$1,410 175
8x4	3BL84	\$1,120 97	\$1,134 105	\$1,195 113	\$1,281 121	\$1,134 99	\$1,195 112	\$1,281 128	\$1,380 149	\$1,478 174	\$1,235 124	\$1,295 139	\$1,379 157	\$1,475 179	\$1,571 204
8x5	3BL85	\$1,214 111	\$1,230 120	\$1,301 129	\$1,400 139	\$1,230 113	\$1,301 128	\$1,400 147	\$1,513 171	\$1,626 200	\$1,344 141	\$1,414 159	\$1,510 180	\$1,621 204	\$1,732 232
8x6	3BL86	\$1,309 125	\$1,325 135	\$1,406 146	\$1,518 156	\$1,325 127	\$1,406 144	\$1,518 166	\$1,646 193	\$1,775 226	\$1,454 159	\$1,532 178	\$1,642 202	\$1,767 230	\$1,893 261
9x3	3BL93	\$1,055 89	\$1,069 96	\$1,124 103	\$1,201 110	\$1,069 90	\$1,124 101	\$1,201 116	\$1,288 135	\$1,376 157	\$1,160 113	\$1,214 127	\$1,290 143	\$1,376 163	\$1,462 186
9x4	3BL94	\$1,149 103	\$1,164 111	\$1,229 119	\$1,319 128	\$1,164 104	\$1,229 118	\$1,319 135	\$1,422 157	\$1,525 183	\$1,270 130	\$1,333 146	\$1,421 166	\$1,522 189	\$1,623 215
9x5	3BL95	\$1,243 116	\$1,260 126	\$1,334 136	\$1,437 145	\$1,260 118	\$1,334 134	\$1,437 154	\$1,555 179	\$1,673 209	\$1,380 148	\$1,452 166	\$1,553 188	\$1,668 214	\$1,784 244
9x6	3BL96	\$1,338 130	\$1,355 141	\$1,439 152	\$1,555 163	\$1,355 133	\$1,439 150	\$1,555 173	\$1,689 201	\$1,822 235	\$1,490 166	\$1,571 186	\$1,685 211	\$1,815 239	\$1,945 272
10x3	3BL103	\$1,084 94	\$1,099 102	\$1,157 109	\$1,238 117	\$1,099 95	\$1,157 107	\$1,238 123	\$1,330 143	\$1,423 166	\$1,196 120	\$1,253 134	\$1,332 152	\$1,423 173	\$1,514 197
10x4	3BL104	\$1,178 108	\$1,195 117	\$1,262 126	\$1,356 134	\$1,195 110	\$1,262 124	\$1,356 142	\$1,464 165	\$1,571 192	\$1,306 137	\$1,372 154	\$1,464 174	\$1,570 198	\$1,675 226
10x5	3BL105	\$1,273 122	\$1,290 132	\$1,367 142	\$1,475 152	\$1,290 124	\$1,367 140	\$1,475 161	\$1,597 187	\$1,720 218	\$1,416 155	\$1,491 174	\$1,596 197	\$1,716 224	\$1,836 255
10x6	3BL106	\$1,367 136	\$1,386 147	\$1,472 158	\$1,593 169	\$1,386 138	\$1,472 156	\$1,593 180	\$1,731 209	\$1,869 244	\$1,526 172	\$1,610 194	\$1,728 219	\$1,862 249	\$1,997 284
10x7	3BL107	\$1,461 149	\$1,481 162	\$1,577 174	\$1,711 187	\$1,481 152	\$1,577 172	\$1,711 198	\$1,864 231	\$2,017 269	\$1,636 190	\$1,729 213	\$1,859 242	\$2,009 275	\$2,158 312

PRICES SHOWN ABOVE HAVE GLAZING BEADS HARD AGAINST STOP WITH ONE SCREW ONLY.

THE PRICE OF THE OPPOSITE WIDTH & HEIGHT ARE THE SAME AS SHOWN.

EXAMPLE: THE PRICE OF A 5x3 IS THE SAME AS THE PRICE OF A 3x5 SHOWN ABOVE.

1. For Cut Notched & Tagged, in place of the welding included in the above pricing deduct
2. 12 Gage - multiply the above 16 Gage list price by a factor of

\$427 Per Unit  
2.0


Example:

LIST PRICE	\$1,461
WEIGHT	149

For estimating only. Elevation prices are not all inclusive. Invoices may vary from these prices based on variance in material selection, hardware preparations and construction.

(L or R) PSL  
PARTIAL SIDELITE FRAME

CECO DOOR  
PRICE LIST



(L or R) PSL PARTIAL SIDELITE

(L or R) PSL PARTIAL SIDELITE

1. HOW TO PRICE & ORDER

EXAMPLE: 6'-6" wide x PSL 3'-4" high (3070 door), 534, 16CRS

- a. Width (A) ROUND UP to next foot (6'-6" would be 7'-0")
- b. Height (B) ROUND UP to next foot (3'-4" would be 4'-0")
- c. Determine the depth of the frame. (5-3/4")
- d. Determine the gage of the frame. (16 ga. Cold Rolled Steel)
- e. The EXAMPLE partial sidelite frame is a 7x4 unit, 7'-0" (A) width AND 4'-0" (B) height.
- f. Locate this size under the proper depth and gage on the chart. (7x4 under SU 534 16CRS)
- g. The list price for this EXAMPLE would be \$706.00
- h. The weight for this EXAMPLE would be 70 pounds.
- i. If size required is greater than shown in the chart, use the pricing formula.

2. STANDARDS

- a. All face dimensions are 2".
- b. Prices include glazing bead placed against the stop with one screw on the 1-15/16" rabbet.
- c. Prices include V2 welding by CECO.

3. ORDERING CODE

- a. Series, Gage/Material, Depth, Design/Size, Handing, Strike  
EXAMPLE: SU 16CRS 534 PSL/74 L S

4. ORDERING REQUIREMENTS

- a. Provide a drawing with all dimensions completed.
- b. Use CECO detail 1090-141L or 141M for the elevation.

**CECO DOOR  
PRICE LIST**

**PSL**

FRAME IS UP TO A 4070 DOOR SIZE. THE FIRST NUMBER SHOWN IS THE OVERALL WIDTH (A) OF THE FRAME. THE SECOND IS THE HEIGHT OF THE SIDELITE.


PSL PARTIAL SIDELITE	PART NUMBER	SU 16ga CRS. (16CRS) STANDARD STOCK STICKS				SQ or SR 16ga CRS (16CRS) SU 16ga CRS (16CRS)					SQ or SR 14ga CRS (14CRS) SU 14ga CRS (14CRS)				
		534	434	634	834	458 to 600	618 to 778	800 to 978	1000 to 1178	1200 to 1400	458 to 600	618 to 778	800 to 978	1000 to 1178	1200 to 1400
				734											
6x3	( )PSL63	\$644 61	\$657 66	\$696 71	\$750 76	\$657 61	\$696 69	\$750 80	\$813 93	\$875 109	\$725 78	\$764 89	\$818 101	\$880 116	\$941 134
6x4	( )PSL64	\$677 65	\$690 70	\$732 76	\$791 82	\$690 65	\$732 74	\$791 86	\$858 100	\$926 117	\$763 84	\$804 95	\$862 108	\$929 124	\$996 142
6x5	( )PSL65	\$709 69	\$722 75	\$768 81	\$831 87	\$722 70	\$768 79	\$831 92	\$904 107	\$977 125	\$800 89	\$844 101	\$907 115	\$978 132	\$1,050 151
7x3	( )PSL73	\$673 66	\$688 72	\$729 77	\$788 83	\$688 66	\$729 75	\$788 86	\$855 101	\$922 118	\$761 85	\$803 96	\$861 110	\$927 126	\$994 145
7x4	( )PSL74	\$706 70	\$720 76	\$765 82	\$828 88	\$720 71	\$765 80	\$828 92	\$900 108	\$972 126	\$798 91	\$843 102	\$905 117	\$976 134	\$1,048 154
7x5	( )PSL75	\$739 74	\$753 81	\$801 87	\$869 94	\$753 75	\$801 85	\$869 98	\$946 115	\$1,023 134	\$835 96	\$883 108	\$950 124	\$1,026 142	\$1,102 162
8x3	( )PSL83	\$703 71	\$718 77	\$763 83	\$825 89	\$718 72	\$763 81	\$825 93	\$897 108	\$968 127	\$797 92	\$841 104	\$904 118	\$975 136	\$1,046 156
8x4	( )PSL84	\$735 76	\$750 82	\$798 88	\$866 95	\$750 76	\$798 86	\$866 99	\$943 116	\$1,019 135	\$834 97	\$882 110	\$948 125	\$1,024 144	\$1,100 165
8x5	( )PSL85	\$768 80	\$783 87	\$834 93	\$906 100	\$783 81	\$834 91	\$906 105	\$988 123	\$1,070 143	\$871 103	\$922 116	\$993 132	\$1,073 151	\$1,155 174
9x3	( )PSL93	\$732 77	\$748 83	\$796 90	\$863 96	\$748 77	\$796 87	\$863 100	\$939 116	\$1,015 136	\$833 99	\$880 111	\$946 127	\$1,022 146	\$1,098 167
9x4	( )PSL94	\$764 81	\$781 88	\$832 95	\$903 101	\$781 82	\$832 92	\$903 106	\$985 123	\$1,066 144	\$870 104	\$920 118	\$991 134	\$1,072 153	\$1,152 176
9x5	( )PSL95	\$797 85	\$813 92	\$868 100	\$944 107	\$813 86	\$868 97	\$944 112	\$1,030 130	\$1,117 152	\$907 110	\$960 124	\$1,035 141	\$1,121 161	\$1,207 185

PRICES SHOWN ABOVE HAVE GLAZING BEADS HARD AGAINST STOP WITH ONE SCREW ONLY.

- 1. For Cut Notched & Tagged, in place of the welding included in the above pricing deduct \$232 Per Unit
- 2. 12 Gage - multiply the above 16 Gage list price by a factor of 2.0

Example:  
LIST PRICE \$797  
WEIGHT 85

For estimating only. Elevation prices are not all inclusive. Invoices may vary from these prices based on variance in material selection, hardware preparations and construction.



P2SL TWO PARTIAL SIDELITE

1. HOW TO PRICE & ORDER

EXAMPLE: 9'-8" x PSL2 3'-4" (3070 door), 534, 16ga, COLD ROLLED STEEL

- a. Width (A) ROUND UP to next foot (9'-8" would be 10'-0")
- b. Height (B) ROUND UP to next foot (3'-4" would be 4'-0")
- c. Determine the depth of the frame. (5-3/4")
- d. Determine the gage of the frame. (16 ga. Cold Rolled Steel)
- e. The EXAMPLE partial sidelite frame is a 10x4 unit 10'-0" (A) width and 4'-0" (B) height.
- f. Locate this size under the proper depth and gage on the chart. (10 x 4 under SU 534 16CRS)
- g. The list price for this EXAMPLE would be \$1,095.00
- h. The weight for this EXAMPLE would be 101 pounds.
- i. If size required is greater than shown in the chart, use the pricing formula.

2. STANDARDS

- a. All face dimensions are 2".
- b. Prices include glazing bead placed against the stop with one screw on the 1-15/16" rabbet.
- c. Prices include V2 welding by CECO.

3. ORDERING CODE

- a. Series, Gage/Material, Depth, Design/Size, Handing, Strike  
EXAMPLE: SU 16CRS 534 P2SL/104 L S

4. ORDERING REQUIREMENTS

- a. Provide a drawing with all dimensions completed.
- b. Use CECO detail 1090-141N for the elevation.

**CECO DOOR  
PRICE LIST**

**P2SL**

FRAME IS UP TO A 4070 DOOR SIZE. THE FIRST NUMBER SHOWN IS THE OVERALL WIDTH (A) OF THE FRAME. THE SECOND IS THE HEIGHT OF THE SIDELITE.

P2SL 2 PARTIAL SIDELITES	PART NUMBER	SU 16ga CRS. (16CRS) STANDARD STOCK STICKS				SQ or SR 16ga CRS (16CRS) SU 16ga CRS (16CRS)					SQ or SR 14ga CRS (14CRS) SU 14ga CRS (14CRS)				
		534	434	634 734	834	458 to 600	618 to 778	800 to 978	1000 to 1178	1200 to 1400	458 to 600	618 to 778	800 to 978	1000 to 1178	1200 to 1400
8x3	P2SL83	\$971 82	\$987 89	\$1,040 96	\$1,114 103	\$987 83	\$1,040 94	\$1,114 108	\$1,198 126	\$1,283 148	\$1,078 106	\$1,130 119	\$1,203 136	\$1,286 156	\$1,370 179
8x4	P2SL84	\$1,036 91	\$1,052 98	\$1,112 106	\$1,195 114	\$1,052 92	\$1,112 104	\$1,195 120	\$1,290 140	\$1,384 164	\$1,152 117	\$1,210 132	\$1,292 150	\$1,385 172	\$1,478 150
8x5	P2SL85	\$1,102 99	\$1,118 108	\$1,183 116	\$1,276 125	\$1,118 101	\$1,183 114	\$1,276 132	\$1,381 155	\$1,486 181	\$1,226 127	\$1,291 144	\$1,381 164	\$1,484 187	\$1,587 164
9x3	P2SL93	\$1,000 88	\$1,018 95	\$1,073 102	\$1,151 110	\$1,018 88	\$1,073 100	\$1,151 115	\$1,240 134	\$1,329 157	\$1,114 113	\$1,169 127	\$1,246 145	\$1,334 166	\$1,422 145
9x4	P2SL94	\$1,066 96	\$1,083 104	\$1,145 112	\$1,232 121	\$1,083 97	\$1,145 110	\$1,232 127	\$1,332 148	\$1,431 173	\$1,188 123	\$1,249 139	\$1,335 159	\$1,433 181	\$1,531 159
9x5	P2SL95	\$1,131 104	\$1,148 113	\$1,217 122	\$1,313 131	\$1,148 106	\$1,217 120	\$1,313 139	\$1,423 162	\$1,533 190	\$1,262 134	\$1,329 151	\$1,424 172	\$1,531 197	\$1,639 172
10x3	P2SL103	\$1,030 93	\$1,048 101	\$1,107 109	\$1,189 116	\$1,048 94	\$1,107 106	\$1,189 122	\$1,282 142	\$1,376 166	\$1,149 119	\$1,207 135	\$1,289 153	\$1,381 176	\$1,474 153
10x4	P2SL104	\$1,095 101	\$1,113 110	\$1,178 119	\$1,270 127	\$1,113 103	\$1,178 116	\$1,270 134	\$1,374 156	\$1,478 182	\$1,224 130	\$1,288 147	\$1,377 167	\$1,480 191	\$1,583 167
10x5	P2SL105	\$1,160 110	\$1,178 119	\$1,250 129	\$1,350 138	\$1,178 111	\$1,250 126	\$1,350 146	\$1,465 170	\$1,580 199	\$1,298 141	\$1,368 159	\$1,466 181	\$1,579 207	\$1,692 181
11x3	P2SL113	\$1,059 98	\$1,078 107	\$1,140 115	\$1,226 123	\$1,078 99	\$1,140 112	\$1,226 129	\$1,325 150	\$1,423 175	\$1,185 126	\$1,246 142	\$1,331 162	\$1,429 185	\$1,526 162
11x4	P2SL114	\$1,124 107	\$1,143 116	\$1,212 125	\$1,307 134	\$1,143 108	\$1,212 122	\$1,307 141	\$1,416 164	\$1,525 191	\$1,259 137	\$1,326 154	\$1,420 176	\$1,528 201	\$1,635 176
11x5	P2SL115	\$1,189 115	\$1,209 125	\$1,283 135	\$1,388 145	\$1,209 117	\$1,283 132	\$1,388 153	\$1,507 178	\$1,626 208	\$1,333 148	\$1,407 167	\$1,509 190	\$1,626 217	\$1,744 190

PRICES SHOWN ABOVE HAVE GLAZING BEADS HARD AGAINST STOP WITH ONE SCREW ONLY.


For Cut Notched & Tagged, in place of the welding included in the above pricing deduct  
12 Gage - multiply the above 16 Gage list price by a factor of

\$427 Per Unit  
2.0

Example:

LIST PRICE	\$1,189
WEIGHT	115

For estimating only. Elevation prices are not all inclusive. Invoices may vary from these prices based on variance in material selection, hardware preparations and construction.



(L or R) SL4 SINGLE SIDE LITE

1. HOW TO PRICE & ORDER

EXAMPLE: 6'-2" x 7'-2"(3070 door), 534, 16CRS, 4" sill.

- a. Width (A) ROUND UP to next foot (6'-2" would be 7'-0")
- b. Height (B) use the door opening size (7'-0" high would be 7'-2")
- c. Determine the depth of the frame. (5-3/4")
- d. Determine the gage of the frame. (16 ga.Cold Rolled Steel)
- e. The EXAMPLE sidelite frame is a 7x72 unit 7'-0" (A) width and 7'-2" (B) height.
- f. Locate this size under the proper depth and gage on the chart. (7x72 under SU 534 16CRS).
- g. The list price for this EXAMPLE would be \$960.00
- h. The weight for this EXAMPLE would be 96 pounds.
- i. If size required is greater than shown in the chart, use the pricing formula.

2. STANDARDS

- a. All face dimensions, except sill, are 2".
- b. Prices include glazing bead placed against the stop with one screw on the 1-15/16" rabbet.
- c. Prices include V2 welding by CECO.

3. ORDERING CODE

- a. Series, Gage/Material, Depth, Design/Size, Handing, Strike  
EXAMPLE: SU 16CRS 534 SL4/772 L S

4. ORDERING REQUIREMENTS

- a. Provide a drawing with all dimensions completed.
- b. Use CECO detail 1090-141J or 141K for the elevation.

**CECO DOOR  
PRICE LIST**

**SL4**

SIDELITE FRAME WITH SINGLE DOOR OPENING UP TO 3070.  
THE FOLLOWING PRICES ARE FOR EITHER THE 2 OR 4 INCH HIGH SILL.


SL4 2 OR 4 SIZE	PART NUMBER	SU 16ga CRS. (16CRS) STANDARD STOCK STICKS				SQ or SR 16ga CRS (16CRS) SU 16ga CRS (16CRS)					SQ or SR 14ga CRS (14CRS) SU 14ga CRS (14CRS)				
		534	434	634	834	458 to 600	618 to 778	800 to 978	1000 to 1178	1200 to 1400	458 to 600	618 to 778	800 to 978	1000 to 1178	1200 to 1400
				734											
4x72	SL4472	\$865 77	\$877 84	\$929 91	\$1,003 98	\$877 78	\$929 89	\$1,003 103	\$1,086 \$121	\$1,170 142	\$962 100	\$1,013 113	\$1,085 128	\$1,166 147	\$1,248 168
5x72	SL4572	\$897 83	\$910 91	\$965 98	\$1,042 105	\$910 84	\$965 96	\$1,042 111	\$1,131 130	\$1,219 152	\$1,000 107	\$1,054 121	\$1,130 138	\$1,216 158	\$1,303 180
6x72	SL4672	\$928 90	\$943 97	\$1,001 105	\$1,082 113	\$943 90	\$1,001 102	\$1,082 118	\$1,175 138	\$1,268 161	\$1,039 115	\$1,095 130	\$1,175 148	\$1,266 169	\$1,357 193
7x72	SL4772	\$960 96	\$975 104	\$1,036 112	\$1,122 120	\$975 96	\$1,036 109	\$1,122 126	\$1,220 146	\$1,317 171	\$1,077 123	\$1,137 138	\$1,220 157	\$1,316 180	\$1,412 205
8x72	SL4872	\$991 102	\$1,008 111	\$1,072 119	\$1,162 128	\$1,008 102	\$1,072 116	\$1,162 133	\$1,264 155	\$1,366 181	\$1,115 130	\$1,178 147	\$1,265 167	\$1,366 191	\$1,467 218
9x72	SL4972	\$1,023 109	\$1,041 117	\$1,108 126	\$1,201 135	\$1,041 108	\$1,108 122	\$1,201 140	\$1,308 163	\$1,415 190	\$1,153 138	\$1,219 156	\$1,311 177	\$1,416 202	\$1,521 230
4x82	SL4482	\$917 86	\$930 94	\$989 101	\$1,070 109	\$930 87	\$989 99	\$1,070 115	\$1,164 135	\$1,257 159	\$1,025 111	\$1,082 125	\$1,162 143	\$1,253 163	\$1,345 187
5x82	SL4582	\$949 92	\$963 100	\$1,024 108	\$1,110 116	\$963 93	\$1,024 106	\$1,110 123	\$1,208 144	\$1,307 168	\$1,063 119	\$1,123 134	\$1,207 153	\$1,303 174	\$1,399 199
6x82	SL4682	\$980 99	\$995 107	\$1,060 115	\$1,150 124	\$995 99	\$1,060 113	\$1,150 130	\$1,253 152	\$1,356 178	\$1,101 126	\$1,164 143	\$1,252 162	\$1,353 185	\$1,454 212
7x82	SL4782	\$1,012 105	\$1,028 114	\$1,095 122	\$1,190 131	\$1,028 105	\$1,095 119	\$1,190 138	\$1,297 160	\$1,405 188	\$1,139 134	\$1,205 151	\$1,298 172	\$1,403 196	\$1,509 224
8x82	SL4882	\$1,043 111	\$1,061 120	\$1,131 130	\$1,229 139	\$1,061 111	\$1,131 126	\$1,229 145	\$1,342 169	\$1,454 197	\$1,178 142	\$1,246 160	\$1,343 182	\$1,453 207	\$1,563 237
9x82	SL4982	\$1,075 117	\$1,094 127	\$1,167 137	\$1,269 146	\$1,094 117	\$1,167 132	\$1,269 152	\$1,386 177	\$1,503 207	\$1,216 149	\$1,287 168	\$1,388 191	\$1,503 218	\$1,618 249

PRICES SHOWN ABOVE HAVE GLAZING BEADS HARD AGAINST STOP WITH ONE SCREW ONLY.

- 1. For Cut Notched & Tagged, in place of the welding included in the above pricing deduct \$320 Per Unit
- 2. 12 Gage - multiply the above 16 Gage list price by a factor of 2.0

Example:  
LIST PRICE \$1,075  
WEIGHT 117

For estimating only. Elevation prices are not all inclusive. Invoices may vary from these prices based on variance in material selection, hardware preparations and construction.



(L or R) SL12 SINGLE SIDE LITE

1. HOW TO PRICE & ORDER

EXAMPLE: 6'-2" x 7'-2" (3070 door), 534, 16CRS, 12" sill.

- a. Width (A) ROUND UP to next foot (6'-2" would be 7'-0")
- b. Height (B) use the door opening size (7'-0" would be 7'-2")
- c. Determine the depth of the frame. (5-3/4")
- d. Determine the gage of the frame. (16 ga.)
- e. The EXAMPLE sidelite frame is a 7x72 unit 7'-0" (A) width and 7'-2" height.
- f. Locate this size under the proper depth and gage on the chart. (7x72 under SU 534 16CRS)
- g. The list price for this EXAMPLE would be \$983.00
- h. The weight for this EXAMPLE would be 110 pounds.
- i. If size required is greater than shown in the chart, use the pricing formula.

2. STANDARDS

- a. All face dimensions, except sill, are 2 inches.
- b. Prices include glazing bead placed against stop with one screw on the 1-15/16" rabbet.
- c. Prices include V2 welding by CECO.

3. ORDERING CODE

- a. Series, Gage/Material, Depth, Design/Size, Handing, Strike  
EXAMPLE: SU 16CRS 534 SL12/772 L S

4. ORDERING REQUIREMENTS

- a. Provide a drawing with all dimensions completed.
- b. Use CECO detail 1090-141J or 141K for the elevation.



**CECO DOOR  
PRICE BOOK**

**SL12**

SIDELITE FRAME WITH SINGLE DOOR OPENING UP TO 3070. THE FOLLOWING PRICES ARE FOR THE 12 INCH HIGH SILL.

SL12 OVERALL SIZE	PART NUMBER	SU 16ga CRS. (16CRS) STANDARD STOCK STICKS				SQ or SR 16ga CRS (16CRS) SU 16ga CRS (16CRS)					SQ or SR 14ga CRS (14CRS) SU 14ga CRS (14CRS)				
		534	434	634	834	458 to 600	618 to 778	800 to 978	1000 to 1178	1200 to 1400	458 to 600	618 to 778	800 to 978	1000 to 1178	1200 to 1400
				734											
4x72	SL12472	\$863 80	\$876 87	\$930 94	\$1,005 101	\$876 82	\$930 92	\$1,005 107	\$1,091 124	\$1,178 146	\$964 102	\$1,017 115	\$1,090 130	\$1,175 148	\$1,259 169
5x72	SL12572	\$903 90	\$917 97	\$976 105	\$1,058 112	\$917 92	\$976 103	\$1,058 118	\$1,151 137	\$1,245 159	\$1,014 113	\$1,071 126	\$1,151 143	\$1,243 162	\$1,335 184
6x72	SL12672	\$943 100	\$959 108	\$1,022 116	\$1,110 124	\$959 102	\$1,022 114	\$1,110 130	\$1,211 149	\$1,312 173	\$1,064 123	\$1,126 138	\$1,212 155	\$1,311 175	\$1,410 199
7x72	SL12772	\$983 110	\$1,001 118	\$1,068 127	\$1,163 135	\$1,001 112	\$1,068 125	\$1,163 142	\$1,271 162	\$1,379 187	\$1,114 134	\$1,180 149	\$1,273 167	\$1,379 189	\$1,485 214
8x72	SL12872	\$1,022 121	\$1,042 129	\$1,114 138	\$1,215 147	\$1,042 122	\$1,114 135	\$1,215 153	\$1,331 174	\$1,446 200	\$1,164 145	\$1,235 161	\$1,334 180	\$1,447 202	\$1,561 228
9x72	SL12972	\$1,062 131	\$1,084 139	\$1,160 149	\$1,268 158	\$1,084 132	\$1,160 146	\$1,268 165	\$1,390 187	\$1,513 214	\$1,214 156	\$1,289 172	\$1,395 192	\$1,516 216	\$1,636 243
4x82	SL12482	\$915 89	\$929 97	\$989 104	\$1,073 112	\$929 91	\$989 103	\$1,073 119	\$1,169 139	\$1,265 162	\$1,027 113	\$1,086 128	\$1,168 145	\$1,262 165	\$1,356 188
5x82	SL12582	\$955 99	\$970 107	\$1,035 115	\$1,126 123	\$970 101	\$1,035 113	\$1,126 130	\$1,229 151	\$1,332 176	\$1,077 124	\$1,140 139	\$1,229 157	\$1,330 179	\$1,431 203
6x82	SL12682	\$995 109	\$1,012 118	\$1,081 126	\$1,178 135	\$1,012 111	\$1,081 124	\$1,178 142	\$1,289 164	\$1,399 190	\$1,127 135	\$1,195 151	\$1,289 170	\$1,398 192	\$1,507 218
7x82	SL12782	\$1,034 119	\$1,054 128	\$1,127 137	\$1,231 146	\$1,054 121	\$1,127 135	\$1,231 154	\$1,349 176	\$1,466 203	\$1,177 146	\$1,249 162	\$1,350 182	\$1,466 206	\$1,582 233
8x82	SL12882	\$1,074 129	\$1,095 139	\$1,173 148	\$1,283 158	\$1,095 131	\$1,173 146	\$1,283 165	\$1,408 189	\$1,534 217	\$1,227 156	\$1,304 174	\$1,411 194	\$1,534 219	\$1,658 248
9x82	SL12982	\$1,114 139	\$1,137 149	\$1,220 159	\$1,336 169	\$1,137 141	\$1,220 156.2	\$1,336 177	\$1,468 201	\$1,601 231	\$1,277 167	\$1,358 185	\$1,472 207	\$1,603 233	\$1,733 262

PRICES SHOWN ABOVE HAVE GLAZING BEADS HARD AGAINST STOP WITH ONE SCREW ONLY.


1. For Cut Notched & Tagged, in place of the welding included in the above pricing deduct
2. 12 Gage - multiply the above 16 Gage list price by a factor of

\$320 Per Unit  
2.0

Example:

LIST PRICE	\$1,114
WEIGHT	139

For estimating only. Elevation prices are not all inclusive. Invoices may vary from these prices based on variance in material selection, hardware preparations and construction.



(L or R)HSL4 SINGLE SIDELITE & HORIZONTAL MULLION

1. HOW TO PRICE & ORDER

EXAMPLE: 6'-2" x 7'-2", 534, 16CRS, 4" sill.

- a. Width (A) ROUND UP to next foot (6'-2" would be 7'-0")
- b. Height (B) use the door opening size. (7'-0" would be 7'-2")
- c. Determine the depth of the frame. (5-3/4")
- d. Determine the gage of the frame. (16 ga.)
- e. The EXAMPLE sidelite frame is a 7x72 unit, 7'-0" (A) width and 7'-2" (B) height.
- f. Locate this size under the proper depth, gage and sill height on the chart (7x72 under SU 534 16CRS)
- g. The list price for this EXAMPLE would be \$1,274.00
- h. The weight for this EXAMPLE would be 112 pounds.
- i. If size required is greater than shown in the chart, use the pricing formula.

2. STANDARDS

- a. All face dimensions, except the sill, are 2".
- b. Prices include glazing bead placed against the stop with one screw on the 1-15/16" rabbet.
- c. Prices include V2 welding by CECO.

3. ORDERING CODE

- a. Series, Gage/Material, Depth, Design/Size, Handing, Strike  
EXAMPLE: SU 16CRS 534 HSL4/772 L S

4. ORDERING REQUIREMENTS

- a. Provide a drawing with all dimensions completed.
- b. Use CECO detail 1090-141J or 141K for the elevation.

**CECO DOOR  
PRICE LIST**

**HSL4**

SIDELITE FRAME WITH SINGLE DOOR OPENING UP TO 3080. THESE PRICES ARE FOR EITHER 2 OR 4 INCH HIGH SILL.


HSL4	PART NUMBER	SU 16ga CRS. (16CRS) STANDARD STOCK STICKS				SQ or SR 16ga CRS (16CRS) SU 16ga CRS (16CRS)					SQ or SR 14ga CRS (14CRS) SU 14ga CRS (14CRS)				
		434 & 534	634	734	834	458 to 600	618 to 778	800 to 978	1000 to 1178	1200 to 1400	458 to 600	618 to 778	800 to 978	1000 to 1178	1200 to 1400
4x72	HSL4472	\$1,082 81	\$1,094 88	\$1,149 95	\$1,227 102	\$1,094 82	\$1,149 93	\$1,227 109	\$1,316 127	\$1,405 150	\$1,183 104	\$1,237 118	\$1,313 134	\$1,400 154	\$1,487 176
5x72	HSL4572	\$1,146 91	\$1,159 99	\$1,221 107	\$1,307 115	\$1,159 92	\$1,221 105	\$1,307 122	\$1,406 143	\$1,505 168	\$1,259 117	\$1,319 133	\$1,403 151	\$1,499 172	\$1,595 197
6x72	HSL4672	\$1,210 102	\$1,224 110	\$1,292 119	\$1,387 128	\$1,224 103	\$1,292 117	\$1,387 135	\$1,496 158	\$1,605 186	\$1,334 130	\$1,400 147	\$1,492 168	\$1,598 191	\$1,704 218
7x72	HSL4772	\$1,274 112	\$1,290 122	\$1,364 131	\$1,468 141	\$1,290 113	\$1,364 129	\$1,468 149	\$1,586 174	\$1,705 204	\$1,409 143	\$1,481 162	\$1,582 184	\$1,698 210	\$1,813 240
8x72	HSL4872	\$1,338 123	\$1,355 133	\$1,435 143	\$1,548 154	\$1,355 123	\$1,435 140	\$1,548 162	\$1,676 189	\$1,805 222	\$1,484 157	\$1,562 177	\$1,672 201	\$1,797 229	\$1,922 261
9x72	HSL4972	\$1,402 133	\$1,420 144	\$1,507 155	\$1,628 167	\$1,420 134	\$1,507 152	\$1,628 176	\$1,766 205	\$1,905 240	\$1,559 170	\$1,643 191	\$1,761 217	\$1,896 248	\$2,031 282
4x82	HSL4482	\$1,134 89	\$1,147 97	\$1,208 105	\$1,295 113	\$1,147 91	\$1,208 104	\$1,295 121	\$1,394 142	\$1,492 166	\$1,246 116	\$1,306 131	\$1,391 149	\$1,487 170	\$1,583 195
5x82	HSL4582	\$1,198 100	\$1,212 109	\$1,280 117	\$1,375 126	\$1,212 101	\$1,280 115	\$1,375 134	\$1,484 157	\$1,592 184	\$1,321 129	\$1,388 145	\$1,480 166	\$1,586 189	\$1,692 216
6x82	HSL4682	\$1,262 110	\$1,277 120	\$1,351 130	\$1,455 139	\$1,277 112	\$1,351 127	\$1,455 147	\$1,574 173	\$1,692 202	\$1,397 142	\$1,469 160	\$1,570 182	\$1,685 208	\$1,801 238
7x82	HSL4782	\$1,326 121	\$1,343 131	\$1,423 142	\$1,535 152	\$1,343 122	\$1,423 139	\$1,535 161	\$1,664 188	\$1,792 220	\$1,472 155	\$1,550 175	\$1,659 199	\$1,785 227	\$1,910 259
8x82	HSL4882	\$1,390 131	\$1,408 143	\$1,494 154	\$1,616 165	\$1,408 132	\$1,494 151	\$1,616 174	\$1,754 204	\$1,892 238	\$1,547 168	\$1,631 190	\$1,749 215	\$1,884 246	\$2,019 280
9x82	HSL4982	\$1,474 149	\$1,494 161	\$1,590 173	\$1,725 186	\$1,494 150	\$1,590 170	\$1,725 195	\$1,878 227	\$2,031 265	\$1,649 188	\$1,742 212	\$1,873 240	\$2,023 273	\$2,172 310

PRICES SHOWN ABOVE HAVE GLAZING BEADS HARD AGAINST STOP WITH ONE SCREW ONLY.

- For Cut Notched & Tagged, in place of the welding included in the above pricing deduct \$472 Per Unit
- 12 Gage - multiply the above 16 Gage list price by a factor of 2.0

Example:  
LIST PRICE \$1,474  
WEIGHT 149

For estimating only. Elevation prices are not all inclusive. Invoices may vary from these prices based on variance in material selection, hardware preparations and construction.



HSL12 SINGLE SIDELITE WITH HORIZONTAL MULLION

1. HOW TO PRICE & ORDER

EXAMPLE: 6'-2" x 7'-2", 534, 16ga, 12" sill, COLD ROLLED STEEL

- a. Width (A) ROUND UP to next foot (6'-2" would be 7'-0")
- b. Height (B) use the door opening size (7'-0" would be 7'-2")
- c. Determine the depth of the frame. (5-3/4")
- d. Determine the gage of the frame. (16 ga.)
- e. The EXAMPLE sidelite frame is a 7x72 unit, 7'-0" (A) width, and 7'-2" (B) height.
- f. Locate this size under the proper depth, gage and sill height on the chart. (7x72 under SU 534 16CRS)
- g. The list price for this EXAMPLE would be \$1,302.00
- h. The weight for this EXAMPLE would be 127 POUNDS.
- i. If size required is greater than shown in the chart, use the pricing formula.

2. STANDARDS

- a. All face dimensions, except sill, are 2 inches.
- b. Prices include glazing bead placed against the stop with one screw on the 1-15/16" rabbet.
- c. Prices include V2 welding by CECO.

3. ORDERING CODE

- a. Series, Gage/Material, Depth, Design/Size, Handing, Strike  
EXAMPLE: SU 16CRS 534 HSL12/772 L S

4. ORDERING REQUIREMENTS

- a. Provide a drawing with all dimensions completed.
- b. Use CECO detail 1090-141J or 141K for the elevation.

**CECO DOOR PRODUCTS  
PRICE LIST**

**HSL12**

SIDELITE FRAME WITH SINGLE DOOR OPENING UP TO 3070. THE FOLLOWING PRICES ARE FOR THE 12 INCH HIGH SILL.

HSL12 OVERALL SIZE	PART NUMBER	SU 16ga CRS. (16CRS) STANDARD STOCK STICKS				SQ or SR 16ga CRS. (16CRS) SU 16ga CRS. (16CRS)					SQ or SR 14ga CRS. (14CRS) SU 14ga CRS. (14CRS)				
		534	434	634	834	458 to 600	618 to 778	800 to 978	1000 to 1178	1200 to 1400	458 to 600	618 to 778	800 to 978	1000 to 1178	1200 to 1400
		4x72	HSL12472	\$1,085 84	\$1,098 91	\$1,155 98	\$1,235 106	\$1,098 86	\$1,155 97	\$1,235 112	\$1,326 131	\$1,417 112	\$1,190 107	\$1,246 120	\$1,324 137
5x72	HSL12572	\$1,157 98	\$1,172 106	\$1,237 114	\$1,328 123	\$1,172 100	\$1,237 113	\$1,328 130	\$1,431 151	\$1,535 130	\$1,277 123	\$1,341 138	\$1,429 156	\$1,531 177	\$1,632 201
6x72	HSL12672	\$1,230 113	\$1,246 121	\$1,319 130	\$1,421 140	\$1,246 115	\$1,319 129	\$1,421 148	\$1,537 170	\$1,653 148	\$1,364 139	\$1,435 156	\$1,535 175	\$1,648 198	\$1,762 225
7x72	HSL12772	\$1,302 127	\$1,320 136	\$1,401 146	\$1,513 156	\$1,320 129	\$1,401 145	\$1,513 165	\$1,642 190	\$1,771 165	\$1,451 155	\$1,530 173	\$1,640 195	\$1,766 220	\$1,892 248
8x72	HSL12872	\$1,374 141	\$1,394 152	\$1,483 162	\$1,606 173	\$1,394 144	\$1,483 160	\$1,606 183	\$1,748 210	1,889 183	\$1,538 172	\$1,624 191	\$1,745 214	1,883 241	2,022 272
9x72	HSL12972	\$1,447 155	\$1,468 167	\$1,565 178	\$1,699 190	\$1,468 158	\$1,565 176	\$1,699 200	1,853 229	2,007 200	\$1,625 188	\$1,719 208	1,851 233	2,001 262	2,152 296
4x82	HSL12482	\$1,137 93	\$1,150 101	\$1,214 109	\$1,303 117	\$1,150 95	\$1,214 107	\$1,303 124	\$1,404 145	\$1,505 124	\$1,253 118	\$1,315 133	\$1,401 151	\$1,500 173	\$1,599 197
5x82	HSL12582	\$1,209 107	\$1,225 116	\$1,296 125	\$1,395 134	\$1,225 109	\$1,296 123	\$1,395 142	\$1,509 165	\$1,623 142	\$1,340 134	\$1,409 151	\$1,507 171	\$1,618 194	\$1,729 220
6x82	HSL12682	\$1,281 121	\$1,299 131	\$1,378 141	\$1,488 151	\$1,299 124	\$1,378 139	\$1,488 160	\$1,615 184	\$1,741 160	\$1,427 151	\$1,504 168	\$1,612 190	\$1,735 215	\$1,859 244
7x82	HSL12782	\$1,354 136	\$1,373 146	\$1,460 157	\$1,581 168	\$1,373 138	\$1,460 155	\$1,581 177	\$1,720 204	\$1,859 177	\$1,514 167	\$1,599 186	\$1,717 209	\$1,853 236	1,988 268
8x82	HSL12882	\$1,426 150	\$1,447 161	\$1,542 173	\$1,674 185	\$1,447 153	\$1,542 171	\$1,674 195	1,826 224	1,977 195	\$1,601 183	1,823 204	\$1,693 229	1,970 258	2,118 291
9x82	HSL12982	\$1,498 164	\$1,521 176	\$1,624 189	\$1,767 201	\$1,521 167	\$1,624 186	1,767 212	1,931 243	2,095 212	\$1,688 199	1,788 221	1,928 248	2,088 279	2,248 315

PRICES SHOWN ABOVE HAVE GLAZING BEADS HARD AGAINST STOP WITH ONE SCREW ONLY.


1. For Cut Notched & Tagged, in place of the welding included in the above pricing deduct
2. 12 Gage - multiply the above 16 Gage list price by a factor of

\$494 Per Unit  
2.0

Example:

LIST PRICE	\$1,498
WEIGHT	164

For estimating only. Elevation prices are not all inclusive. Invoices may vary from these prices based on variance in material selection, hardware preparations and construction.



2SL4 DOUBLE SIDE LITE FRAME

1. **HOW TO PRICE & ORDER**  
EXAMPLE: 6'-2" x 7'-2", 534, single, 16CRS, 4" sill.
  - a. Width (A) ROUND UP to next foot (6'-2" would be 7'-0")
  - b. Height (B) the door opening size. (7'-0" would be 7'-2")
  - c. Determine single or double swing door. This is a single.
  - d. Determine the depth of the frame. (5-3/4")
  - e. Determine the gage of the frame. (16 ga.)
  - f. The EXAMPLE frame is a 7x72 unit, 7'-0" (A) width and 7'-2" (B) height.
  - g. Locate this size under the proper depth, and gage on the chart. (7x72 under single SU 534 16CRS)
  - h. The list price for this EXAMPLE would be \$1,486.00
  - i. The weight for this EXAMPLE would be 124 pounds.
  - j. If size required is greater than shown in the chart, use the pricing formula.
2. **STANDARDS**
  - a. All face dimensions, except the sill, are 2".
  - b. Prices include glazing bead placed against the stop with one screw on the 1-15/16" rabbet.
  - c. Prices include V2 welding by CECO.
3. **ORDERING CODE**
  - a. Series, Gage/Material, Depth, Design/Size, Handing, Strike  
EXAMPLE: SU 16CRS 534 2SL4/772 L S (SINGLE)  
SU 16CRS 534 2SL4/1072 L D (DOUBLE)
4. **ORDERING REQUIREMENTS**
  - a. Provide a drawing with all dimensions completed.
  - b. Use CECO detail 1090-141H for the elevation.

CECO DOOR  
PRICE LIST

2SL4

2SL4 OVERALL SIZE	PART NUMBER	SU 16ga CRS. (16CRS) STANDARD STOCK STICKS				SQ or SR 16ga CRS (16CRS) SU 16ga CRS (16CRS)					SQ or SR 14ga CRS (14CRS) SU 14ga CRS (14CRS)				
		534	434	634	834	458 to 600	618 to 778	800 to 978	1000 to 1178	1200 to 1400	458 to 600	618 to 778	800 to 978	1000 to 1178	1200 to 1400
				734											
6x72 Single	2SL4672	\$1,454 118	\$1,469 128	\$1,550 139	\$1,663 149	\$1,469 120	\$1,550 137	\$1,663 159	\$1,793 186	\$1,922 219	\$1,596 152	\$1,674 171	\$1,784 195	\$1,910 222	\$2,036 253
7x72 Single	2SL4772	\$1,486 124	\$1,501 135	\$1,585 146	\$1,703 157	\$1,501 126	\$1,585 143	\$1,703 166	\$1,837 195	\$1,971 229	\$1,634 159	\$1,716 180	\$1,830 204	\$1,960 233	\$2,090 266
8x72 Single	2SL4872	\$1,518 131	\$1,534 142	\$1,621 153	\$1,743 164	\$1,534 132	\$1,621 150	\$1,743 174	\$1,882 203	\$2,020 238	\$1,672 167	\$1,757 188	\$1,875 214	\$2,010 244	\$2,145 278
9x72 Single	2SL4972	\$1,549 137	\$1,567 148	\$1,657 160	\$1,782 172	\$1,567 138	\$1,657 157	\$1,782 181	\$1,926 181	\$2,070 181	\$1,710 175	\$1,798 197	\$1,920 224	\$2,060 255	\$2,200 290.60
9x72 Double	2SL4972	\$1,509 125	\$1,525 136	\$1,611 147	\$1,730 158	\$1,525 127	\$1,611 145	\$1,730 168	\$1,867 168	\$2,003 168	\$1,661 161	\$1,743 181	\$1,860 206	\$1,992 236	\$2,125 269
10x72 Double	2SL41072	\$1,541 131	\$1,558 143	\$1,646 154	\$1,770 165	\$1,558 133	\$1,646 151	\$1,770 175	\$1,911 175	\$2,052 175	\$1,699 168	\$1,785 190	\$1,905 216	\$2,042 247	\$2,180 281
11x72 * Double	2SL41172	\$1,665 137	\$1,684 149	\$1,775 161	\$1,903 173	\$1,684 139	\$1,775 158	\$1,903 183	\$2,049 183	\$2,195 183	\$1,830 176	\$1,919 199	\$2,043 226	\$2,185 258	\$2,327 294
12x72 * Double	2SL41272	\$1,697 144	\$1,716 156	\$1,811 168	\$1,943 180	\$1,716 145	\$1,811 164	\$1,943 190	\$2,093 190	\$2,244 190	\$1,868 184	\$1,960 207	\$2,088 236	\$2,235 269	\$2,382 306
13x72 * Double	2SL41372	\$1,728 150	\$1,749 163	\$1,846 175	\$1,982 188	\$1,749 151	\$1,846 171	\$1,982 198	\$2,138 198	\$2,293 198	\$1,906 191	\$2,001 216	\$2,133 245	\$2,285 280	\$2,437 319
6x82 Single	2SL4682	\$1,544 131	\$1,559 143	\$1,650 155	\$1,776 166	\$1,559 134	\$1,650 153	\$1,776 177	\$1,921 177	\$2,066 177	\$1,701 169	\$1,788 191	\$1,911 217	\$2,051 247	\$2,192 282
7x82 Single	2SL4782	\$1,575 138	\$1,592 150	\$1,685 162	\$1,816 174	\$1,592 140	\$1,685 159	\$1,816 185	\$1,965 185	\$2,115 185	\$1,739 176	\$1,829 199	\$1,956 226	\$2,101 258	\$2,246 294
8x82 Single	2SL4882	\$1,607 144	\$1,625 156	\$1,721 169	\$1,856 181	\$1,625 146	\$1,721 166	\$1,856 192	\$2,010 192	\$2,164 192	\$1,777 184	\$1,871 208	\$2,001 236	\$2,151 269	\$2,301 307
9x82 Single	2SL4982	\$1,638 150	\$1,657 163	\$1,757 176	\$1,896 189	\$1,657 152	\$1,757 172	\$1,896 200	\$2,054 200	\$2,213 200	\$1,815 192	\$1,912 216	\$2,047 246	\$2,201 280	\$2,356 319
9x82 Double	2SL4982	\$1,599 138	\$1,616 150	\$1,711 163	\$1,844 175	\$1,616 141	\$1,711 160	\$1,844 186	\$1,995 186	\$2,147 186	\$1,765 178	\$1,857 201	\$1,986 228	\$2,134 261	\$2,281 297
10x82 Double	2SL41082	\$1,630 145	\$1,648 157	\$1,746 170	\$1,883 182	\$1,648 147	\$1,746 167	\$1,883 194	\$2,040 194	\$2,196 194	\$1,804 185	\$1,899 209	\$2,031 238	\$2,184 272	\$2,336 310
11x82 * Double	2SL41182	\$1,662 151	\$1,681 164	\$1,782 177	\$1,923 190	\$1,681 153	\$1,782 174	\$1,923 201	\$2,177 201	\$2,338 201	\$1,842 193	\$1,940 218	\$2,077 248	\$2,326 283	\$2,483 322
12x82 * Double	2SL41282	\$1,693 157	\$1,714 171	\$1,818 184	\$1,963 197	\$1,714 159	\$1,818 180	\$1,963 209	\$2,222 209	\$2,387 209	\$1,880 201	\$1,981 227	\$2,122 258	\$2,376 294	\$2,538 335

\* indicates the unit requires a splice at a intersecting weld location.

PRICES SHOWN ABOVE HAVE GLAZING BEADS HARD AGAINST STOP WITH ONE SCREW ONLY.


1. For Cut Notched & Tagged, in place of the welding included in the above pricing deduct
2. 12 Gage - multiply the above 16 Gage list price by a factor of

\$559 Per Unit  
2.0

Example:

LIST PRICE	\$1,693
WEIGHT	157

For estimating only. Elevation prices are not all inclusive. Invoices may vary from these prices based on variance in material selection, hardware preparations and construction.



2SL12 DOUBLE SIDE LITE

1. HOW TO PRICE & ORDER

EXAMPLE: 6'-2" x 7'-2", 534, single, 16CRS, 12" sill.

- a. Length (A) ROUND UP to next foot (6'-2" would be 7'-0")
- b. Height (B) the door opening size 7'-0" would be 7'-2" overall.
- c. Determine single or double swing door. This is a single.
- d. Determine the depth of the frame. (5-3/4")
- e. Determine the gage of the frame. (16 ga.)
- f. The EXAMPLE frame is a 7x72 unit, 7'-0" (A) width and 7'-2" (B) height.
- g. Locate this size under the proper depth, and gage on the chart. (7x72 under single SU 534 16CRS)
- h. The list price for this EXAMPLE would be \$1,514.00
- i. The weight for this EXAMPLE would be 139 pounds.
- j. If size required is greater than shown in the chart, use the pricing formula.

2. STANDARDS

- a. All face dimensions, except the sill, are 2".
- b. Prices include glazing bead placed against the stop with one screw on the 1-15/16" rabbet.
- c. Prices include V2 welding by CECO.

3. ORDERING CODE

- a. Series, Gage/Material, Depth, Design/Size, Handing, Strike  
EXAMPLE: SU 16CRS 534 2SL12/772 L S (SINGLE)  
SU 16CRS 534 2SL12/1072 L D (DOUBLE)

4. ORDERING REQUIREMENTS

- a. Provide a drawing with all dimensions completed.
- b. Use CECO detail 1090-141H for the elevation.



**CECO DOOR PRODUCTS  
PRICE LIST**

# 2SL12

2SL12	PART NUMBER	SU 16ga CRS. (16CRS) STANDARD STOCK STICKS				SQ or SR 16ga CRS. (16CRS) SU 16ga CRS. (16CRS)					SQ or SR 14ga CRS. (14CRS) SU 14ga CRS. (14CRS)				
		534	434	634 734	834	458 to 600	618 to 778	800 to 978	1000 to 1178	1200 to 1400	458 to 600	618 to 778	800 to 978	1000 to 1178	1200 to 1400
6x72 Single	2SL12672	\$1,474 129	\$1,490 139	\$1,576 150	\$1,696 161	\$1,490 132	\$1,576 149	\$1,696 171	\$1,834 198	\$1,971 231	\$1,626 160	\$1,710 180	\$1,826 202	\$1,960 229	\$2,093 260
7x72 Single	2SL12772	\$1,514 139	\$1,532 150	\$1,622 161	\$1,749 172	\$1,532 142	\$1,622 159	\$1,749 183	\$1,893 211	\$2,038 245	\$1,676 171	\$1,764 191	\$1,887 215	\$2,028 243	\$2,169 274
8x72 Single	2SL12872	\$1,554 149	\$1,573 160	\$1,668 172	\$1,801 184	\$1,573 152	\$1,668 170	\$1,801 194	\$1,953 223	\$2,105 258	\$1,726 182	\$1,819 203	\$1,948 227	\$2,096 256	\$2,244 289
9x72 Single	2SL12972	\$1,593 159	\$1,615 171	\$1,714 183	\$1,854 195	\$1,615 162	\$1,714 181	\$1,854 206	\$2,013 236	\$2,172 272	\$1,776 193	\$1,873 214	\$2,009 240	\$2,164 270	\$2,320 304
9x72 Double	2SL12972	\$1,529 136	\$1,547 147	\$1,637 158	\$1,763 169	\$1,547 139	\$1,637 157	\$1,763 180	\$1,908 209	\$2,052 243	\$1,691 169	\$1,779 190	\$1,902 214	\$2,042 243	\$2,183 275
10x72 Double	2SL121072	\$1,569 146	\$1,588 157	\$1,683 169	\$1,816 181	\$1,588 149	\$1,683 167	\$1,816 192	\$1,967 221	\$2,119 257	\$1,741 180	\$1,833 201	\$1,963 227	\$2,110 256	\$2,258 290
11x72 * Double	2SL121172	\$1,701 156	\$1,723 168	\$1,822 180	\$1,961 192	\$1,723 159	\$1,822 178	\$1,961 203	\$2,120 234	\$2,279 271	\$1,884 191	\$1,981 213	\$2,116 239	\$2,272 270	\$2,427 305
12x72 * Double	2SL121272	\$1,741 166	\$1,764 178	\$1,868 191	\$2,014 204	\$1,764 169	\$1,868 189	\$2,014 215	\$2,087 246	\$2,253 284	\$1,934 202	\$2,035 224	\$2,177 251	\$2,340 283	\$2,502 320
13x72 * Double	2SL121372	\$1,781 176	\$1,806 189	\$1,914 202	\$2,066 215	\$1,806 179	\$1,914 199	\$2,066 227	\$2,147 259	\$2,320 298	\$1,984 213	\$2,090 236	\$2,238 264	\$2,408 297	\$2,578 334
6x82 Single	2SL12682	\$1,558 142	\$1,576 154	\$1,671 165	\$1,805 177	\$1,576 145	\$1,671 164	\$1,805 189	\$1,957 220	\$2,109 256	\$1,726 177	\$1,819 199	\$1,948 224	\$2,096 254	\$2,244 288
7x82 Single	2SL12782	\$1,598 152	\$1,617 164	\$1,717 176	\$1,857 189	\$1,617 155	\$1,717 175	\$1,857 201	\$2,017 232	\$2,176 270	\$1,776 188	\$1,873 210	\$2,009 236	\$2,164 267	\$2,320 302
8x82 Single	2SL12882	\$1,638 162	\$1,659 175	\$1,763 187	\$1,910 200	\$1,659 165	\$1,763 186	\$1,910 212	\$2,077 245	\$2,243 283	\$1,826 199	\$1,928 222	\$2,070 249	\$2,233 281	\$2,395 317
9x82 Single	2SL12982	\$1,678 172	\$1,700 185	\$1,809 198	\$1,962 212	\$1,700 175	\$1,809 196	\$1,962 224	\$2,136 257	\$2,311 297	\$1,876 210	\$1,982 233	\$2,131 261	\$2,301 294	\$2,471 332
9x82 Double	2SL12982	\$1,613 149	\$1,632 161	\$1,732 174	\$1,872 186	\$1,632 152	\$1,732 172	\$1,872 198	\$2,031 230	\$2,191 268	\$1,791 186	\$1,888 209	\$2,023 236	\$2,179 267	\$2,334 303
10x82 Double	2SL121082	\$1,653 159	\$1,674 172	\$1,778 185	\$1,924 198	\$1,674 162	\$1,778 183	\$1,924 210	\$2,091 243	\$2,258 282	\$1,841 197	\$1,942 220	\$2,084 248	\$2,247 281	\$2,409 318
11x82 * Double	2SL121182	\$1,693 169	\$1,715 182	\$1,824 196	\$1,977 209	\$1,715 172	\$1,824 193	\$1,977 221	\$2,151 255	\$2,325 296	\$1,891 208	\$1,997 232	\$2,145 261	\$2,408 294	\$2,578 333
12x82 * Double	2SL121282	\$1,732 179	\$1,757 193	\$1,870 207	\$2,029 221	\$1,757 182	\$1,870 204	\$2,029 233	\$2,210 268	\$2,392 309	\$1,941 219	\$2,051 243	\$2,206 273	\$2,476 308	\$2,653 348

\* indicates the unit requires a splice at a intersecting weld location.

PRICES SHOWN ABOVE HAVE GLAZING BEADS HARD AGAINST STOP WITH ONE SCREW ONLY.


- For Cut Notched & Tagged, in place of the welding included in the above pricing deduct
- 12 Gage - multiply the above 16 Gage list price by a factor of

\$603 Per Unit  
2.0

Example:

LIST PRICE	\$1,732
WEIGHT	179

For estimating only. Elevation prices are not all inclusive. Invoices may vary from these prices based on variance in material selection, hardware preparations and construction.



2HSL4 DOUBLE SIDELITE WITH HORIZONTAL MULLIONS

1. HOW TO PRICE & ORDER

EXAMPLE: 6'-2" x 7'-2", 534, single, 16ga, 4" sill, COLD ROLLED STEEL

- a. Width (A) ROUND UP to next foot (6'-2" would be 7'-0")
- b. Height (B) the door opening size (7'-0" would be 7'-2")
- c. Determine single or double swing door. This is a single.
- d. Determine the depth of the frame. (5-3/4")
- e. Determine the gage of the frame. (16 ga.)
- f. The EXAMPLE frame is a 7x72 unit, 7'-0" (A) width and 7'-2" (B) height.
- g. Locate this size under the proper depth, and gage on the chart. (7x72 single SU 534, 16CRS)
- h. The list price for this EXAMPLE would be \$1,999.00
- i. The weight for this EXAMPLE would be 141 pounds.
- j. If size required is greater than shown in the chart, use the pricing formula.

2. STANDARDS

- a. All face dimensions, except the sill, are 2".
- b. Prices include glazing bead placed against the stop with one screw on the 1-15/16" rabbet.
- c. Prices include V2 welding by CECO.

3. ORDERING CODE

- a. Series, Gage/Material, Depth, Design/Size, Handing, Strike  
EXAMPLE: SU 16CRS 534 2HSL4/772 L S (SINGLE)  
SU 16CRS 534 2HSL4/972 LA D (DOUBLE)

4. ORDERING REQUIREMENTS

- a. Provide a drawing with all dimensions completed.
- b. Use CECO detail 1090-141H for the elevation.

**CECO DOOR  
PRICE LIST**

**2HSL4**

2HSL4		SU 16ga CRS. (16CRS) STANDARD STOCK STICKS				SQ or SR 16ga CRS (16CRS) SU 16ga CRS (16CRS)					SQ or SR 14ga CRS (14CRS) SU 14ga CRS (14CRS)				
OVERALL SIZE	PART NUMBER	534	434	634 734	834	458 to 600	618 to 778	800 to 978	1000 to 1178	1200 to 1400	458 to 600	618 to 778	800 to 978	1000 to 1178	1200 to 1400
6x72 Single	2HSL4672	\$1,935 130	\$1,949 142	\$2,040 153	\$2,167 165	\$1,949 133	\$2,040 152	\$2,167 177	\$2,313 207	\$2,458 244	\$2,090 167	\$2,178 189	\$2,301 215	\$2,441 245	\$2,582 279
7x72 Single	2HSL4772	\$1,999 141	\$2,015 153	\$2,112 165	\$2,248 178	\$2,015 143	\$2,112 163	\$2,248 190	\$2,403 223	\$2,558 262	\$2,165 180	\$2,259 204	\$2,390 232	\$2,541 264	\$2,691 300
8x72 Single	2HSL4872	\$2,063 151	\$2,080 164	\$2,183 178	\$2,328 191	\$2,080 153	\$2,183 175	\$2,328 203	\$2,493 238	\$2,658 280	\$2,240 194	\$2,340 219	\$2,480 248	\$2,640 283	\$2,800 322
9x72 Single	2HSL4972	\$2,128 162	\$2,145 176	\$2,255 190	\$2,408 204	\$2,145 164	\$2,255 187	\$2,408 217	\$2,583 254	\$2,758 298	\$2,316 207	\$2,421 233	\$2,570 265	\$2,739 301	\$2,909 343
9x72 Double	2HSL4972	\$1,990 137	\$2,006 149	\$2,101 161	\$2,235 174	\$2,006 140	\$2,101 160	\$2,235 186	\$2,387 218	\$2,539 256	\$2,155 176	\$2,247 199	\$2,376 227	\$2,524 259	\$2,671 295
10x72 Double	2HSL41072	\$2,054 148	\$2,071 161	\$2,173 174	\$2,315 187	\$2,071 150	\$2,173 171	\$2,315 199	\$2,477 233	\$2,639 274	\$2,230 189	\$2,328 214	\$2,466 243	\$2,623 277	\$2,780 316
11x72 Double	2HSL41172	\$2,211 158	\$2,230 172	\$2,337 186	\$2,488 199	\$2,230 160	\$2,337 183	\$2,488 212	\$2,660 249	\$2,832 292	\$2,398 203	\$2,502 229	\$2,648 260	\$2,815 296	\$2,982 337
12x72 * Double	2HSL41272	\$2,275 169	\$2,295 183	\$2,409 198	\$2,568 212	\$2,295 171	\$2,409 195	\$2,568 226	\$2,750 264	\$2,932 310	\$2,473 216	\$2,584 243	\$2,738 277	\$2,914 315	\$3,091 359
13x72 * Double	2HSL41372	\$2,339 179	\$2,360 194	\$2,480 210	\$2,648 225	\$2,360 181	\$2,480 206	\$2,648 239	\$2,840 280	\$3,032 328	\$2,548 229	\$2,665 258	\$2,827 293	\$3,014 334	\$3,200 380
6x82 Single	2HSL4682	\$2,020 143	\$2,035 156	\$2,135 169	\$2,276 182	\$2,035 146	\$2,135 167	\$2,276 195	\$2,436 229	\$2,596 269	\$2,190 184	\$2,287 208	\$2,422 237	\$2,578 270	\$2,733 307
7x82 Single	2HSL4782	\$2,084 154	\$2,100 167	\$2,207 181	\$2,356 194	\$2,100 156	\$2,207 179	\$2,356 208	\$2,526 244	\$2,696 287	\$2,265 197	\$2,368 223	\$2,512 253	\$2,677 288	\$2,842 328
8x82 Single	2HSL4882	\$2,148 164	\$2,166 179	\$2,278 193	\$2,436 207	\$2,166 167	\$2,278 191	\$2,436 221	\$2,616 260	\$2,796 305	\$2,340 210	\$2,449 238	\$2,602 270	\$2,776 307	\$2,951 350
9x82 Single	2HSL4982	\$2,212 175	\$2,231 190	\$2,350 205	\$2,516 220	\$2,231 177	\$2,350 202	\$2,516 235	\$2,706 275	\$2,896 323	\$2,415 223	\$2,530 252	\$2,691 286	\$2,876 326	\$3,060 371
9x82 Double	2HSL4982	\$2,074 150	\$2,091 163	\$2,196 177	\$2,343 190	\$2,091 153	\$2,196 175	\$2,343 204	\$2,510 239	\$2,677 281	\$2,255 193	\$2,356 218	\$2,498 248	\$2,660 283	\$2,822 323
10x82 Double	2HSL41082	\$2,138 161	\$2,157 175	\$2,268 189	\$2,423 203	\$2,157 163	\$2,268 187	\$2,423 217	\$2,600 255	\$2,778 299	\$2,330 206	\$2,437 233	\$2,587 265	\$2,759 302	\$2,931 344
11x82 * Double	2HSL41182	\$2,203 171	\$2,222 186	\$2,339 201	\$2,503 216	\$2,222 174	\$2,339 198	\$2,503 230	\$2,783 270	\$2,971 317	\$2,405 219	\$2,518 248	\$2,677 282	\$2,951 321	\$3,133 365
12x82 * Double	2HSL41282	\$2,267 182	\$2,287 197	\$2,411 213	\$2,583 229	\$2,287 184	\$2,411 210	\$2,583 244	\$2,874 286	\$3,071 335	\$2,480 232	\$2,599 262	\$2,767 298	\$3,051 340	\$3,242 387

\* indicates the unit requires a splice at an intersecting weld location.

PRICES SHOWN ABOVE HAVE GLAZING BEADS HARD AGAINST STOP WITH ONE SCREW ONLY.

- For Cut Notched & Tagged, in place of the welding included in the above pricing deduct \$907 Per Unit
- 12 Gage - multiply the above 16 Gage list price by a factor of 2.0


Example:

LIST PRICE	\$2,267
WEIGHT	182

For estimating only. Elevation prices are not all inclusive. Invoices may vary from these prices based on variance in material selection, hardware preparations and construction.

2HSL12 DOUBLE SIDE LITE FRAME  
WITH HORIZONTAL MULLIONS

CECO DOOR  
PRICE LIST



2HSL12 DOUBLE SIDE LITE FRAME WITH HORIZONTAL MULLIONS

1. HOW TO PRICE & ORDER

EXAMPLE: 6'-2" x 7'-2", 534, single, 16CRS, 12" sill.

- a. Width (A) ROUND UP to next foot (6'-2" would be 7'-0")
- b. Height (B) the door opening size (7'-0" would be 7'-2")
- c. Determine single or double swing door. This is a single.
- d. Determine the depth of the frame. (5-3/4")
- e. Determine the gage of the frame. (16 ga.)
- f. The EXAMPLE frame is a 7x72 unit, 7'-0" (A) width and 7'-2" (B) height.
- g. Locate this size under the proper depth, and gage on the chart. (7x72 under single SU 534 16CRS)
- h. The list price for this EXAMPLE would be \$2,027.00
- i. The weight for this EXAMPLE would be 155 pounds.
- j. If size required is greater than shown in the chart, use the pricing formula.

2. STANDARDS

- a. All face dimensions, except the sill, are 2".
- b. Prices include glazing bead placed against the stop with one screw on the 1-15/16" rabbet.
- c. Prices include V2 welding by CECO.

3. ORDERING CODE

- a. Series, Gage/Material, Depth, Design/Size, Handing, Strike  
EXAMPLE SU 16CRS 534 2HSL12/772 L S (Single)  
SU 16CRS 534 2HSL12/1072 RA D (Double)

4. ORDERING REQUIREMENTS

- a. Provide a drawing with all dimensions completed.
- b. Use CECO detail 1090-141H for the elevation.

**CECO DOOR  
PRICE LIST**

**2HSL12**

2HSL12 12" SILL OVERALL SIZE	PART NUMBER	SU 16ga CRS. (16CRS) STANDARD STOCK STICKS				SQ or SR 16ga CRS (16CRS) SU 16ga CRS (16CRS)					SQ or SR 14ga CRS (14CRS) SU 14ga CRS (14CRS)				
		534	434	634 734	834	458 to 600	618 to 778	800 to 978	1000 to 1178	1200 to 1400	458 to 600	618 to 778	800 to 978	1000 to 1178	1200 to 1400
		6x72 Single	2HSL12672	\$1,955 141	\$1,971 153	\$2,067 165	\$2,201 177	\$1,971 145	\$2,067 164	\$2,201 189	\$2,353 219	\$2,506 189	\$2,120 176	\$2,213 197	\$2,343 223
7x72 Single	2HSL12772	\$2,027 155	\$2,045 168	\$2,149 181	\$2,293 193	\$2,045 159	\$2,149 179	\$2,293 206	\$2,459 239	\$2,624 206	\$2,207 192	\$2,308 215	\$2,448 242	\$2,609 273	\$2,769 309
8x72 Single	2HSL12872	\$2,099 170	\$2,119 183	\$2,231 197	\$2,386 210	\$2,119 174	\$2,231 195	\$2,386 224	\$2,564 258	\$2,742 224	\$2,294 209	\$2,402 233	\$2,553 261	\$2,726 295	\$2,899 333
9x72 Single	2HSL12972	\$2,172 184	\$2,193 198	\$2,313 213	\$2,479 227	\$2,193 188	\$2,313 211	\$2,479 242	\$2,670 278	\$2,860 242	\$2,381 225	\$2,497 250	\$2,659 281	\$2,844 316	\$3,029 356
9x72 Double	2HSL12972	\$2,010 148	\$2,027 160	\$2,128 173	\$2,268 185	\$2,027 151	\$2,128 171	\$2,268 198	\$2,428 230	\$2,588 198	\$2,185 185	\$2,282 208	\$2,418 234	\$2,573 266	\$2,729 301
10x72 Double	2HSL121072	\$2,082 162	\$2,102 175	\$2,210 189	\$2,361 202	\$2,102 166	\$2,210 187	\$2,361 215	\$2,533 249	\$2,706 215	\$2,272 201	\$2,377 225	\$2,523 254	\$2,691 287	\$2,859 325
11x72 * Double	2HSL121172	\$2,247 177	\$2,269 190	\$2,385 205	\$2,547 219	\$2,269 180	\$2,385 203	\$2,547 233	\$2,732 269	\$2,916 233	\$2,452 218	\$2,564 243	\$2,722 273	\$2,902 308	\$3,082 348
12x72 * Double	2HSL121272	\$2,320 191	\$2,343 206	\$2,467 221	\$2,639 236	\$2,343 195	\$2,467 219	\$2,639 251	\$2,837 289	\$3,034 251	\$2,539 234	\$2,659 260	\$2,827 292	\$3,019 330	\$3,211 372
13x72 * Double	2HSL121372	\$2,392 205	\$2,417 221	\$2,548 237	\$2,732 253	\$2,417 209	\$2,548 235	\$2,732 268	\$2,942 308	\$3,152 268	\$2,626 250	\$2,754 278	\$2,932 312	\$3,137 351	\$3,341 396
6x82 Single	2HSL12682	\$2,039 154	\$2,056 167	\$2,162 180	\$2,309 193	\$2,056 158	\$2,162 179	\$2,309 207	\$2,477 240	\$2,645 207	\$2,220 193	\$2,322 216	\$2,465 244	\$2,628 277	\$2,790 314
7x82 Single	2HSL12782	\$2,112 168	\$2,131 182	\$2,244 196	\$2,402 210	\$2,131 172	\$2,244 195	\$2,402 224	\$2,582 260	\$2,763 224	\$2,307 209	\$2,417 234	\$2,570 264	\$2,745 298	\$2,920 337
8x82 Single	2HSL12882	\$2,184 183	\$2,205 197	\$2,326 212	\$2,495 227	\$2,205 187	\$2,326 211	\$2,495 242	\$2,688 280	\$2,881 242	\$2,394 225	\$2,511 252	\$2,675 283	\$2,863 319	\$3,050 361
9x82 Single	2HSL12982	\$2,256 197	\$2,279 212	\$2,408 228	\$2,588 244	\$2,279 201	\$2,408 226	\$2,588 260	\$2,793 299	\$2,999 260	\$2,481 242	\$2,606 269	\$2,781 302	\$2,980 341	\$3,180 384
9x82 Double	2HSL12982	\$2,094 161	\$2,113 174	\$2,223 188	\$2,376 202	\$2,113 165	\$2,223 187	\$2,376 216	\$2,551 251	\$2,726 216	\$2,285 202	\$2,391 227	\$2,540 256	\$2,710 290	\$2,880 329
10x82 Double	2HSL121082	\$2,166 175	\$2,187 190	\$2,305 204	\$2,469 219	\$2,187 179	\$2,305 203	\$2,469 233	\$2,657 271	\$2,844 233	\$2,372 218	\$2,486 244	\$2,645 275	\$2,827 312	\$3,010 353
11x82 * Double	2HSL121182	\$2,239 190	\$2,261 205	\$2,387 220	\$2,562 236	\$2,261 194	\$2,387 218	\$2,562 251	\$2,855 290	\$3,055 251	\$2,459 234	\$2,580 262	\$2,750 295	\$3,038 333	\$3,232 376
12x82 * Double	2HSL121282	\$2,311 204	\$2,335 220	\$2,469 236	\$2,655 253	\$2,335 208	\$2,469 234	\$2,655 269	\$2,960 310	\$3,173 269	\$2,546 251	\$2,675 279	\$2,856 314	\$3,156 354	\$3,362 400

\* indicates the unit requires a splice at an intersecting weld location.

PRICES SHOWN ABOVE HAVE GLAZING BEADS HARD AGAINST STOP WITH ONE SCREW ONLY.

- 1. For Cut Notched & Tagged, in place of the welding included in the above pricing deduct \$951 Per Unit
- 2. 12 Gage - multiply the above 16 Gage list price by a factor of 2.0


Example:

LIST PRICE	\$2,311
WEIGHT	204

For estimating only. Elevation prices are not all inclusive. Invoices may vary from these prices based on variance in material selection, hardware preparations and construction.

TF  
TRANSOM FRAME

CECO DOOR PRODUCTS  
PRICE LIST



TF TRANSOM FRAME

1. HOW TO PRICE & ORDER

EXAMPLE: TR 8'-8" high x 3070, 834, 16ga COLD ROLLED STEEL

- a. Width (A) ROUND UP the over all width of the frame to the next largest width shown on the chart. A frame for a 30 door has an over all dimension of 3'-4" therefore the 34 row is used.
- b. Height (B) ROUND UP to the next foot (8'-8" would be 9'-0")
- c. Determine the depth of the frame. (8-3/4")
- d. Determine the gage of the frame. (16 ga.)
- e. The EXAMPLE frame is a 34x9 unit 3"-4" (A) width and 9'-0" (B) height.
- f. Locate this size under the proper depth and gage on the chart. (34x9 single under SU 834 16CRS)
- g. The list price for this EXAMPLE would be \$757.00
- i. The weight for this EXAMPLE would be 82 pounds.
- h. If size required is greater than shown in the chart use the pricing formula.

2. STANDARDS

- a. All face dimensions are 2".
- b. Price include glazing bead placed against the stop with one screw on the 1-15/16" rabbet.
- c. Prices include V2 welding by CECO

3. ORDERING CODE

- a. Series, Gage/Material, Depth, Design/Size, Handing, Strike  
EXAMPLE: SU 16CRS 834 TF349 L S (SINGLE)  
SU 16CRS 834 TF649 LR D (DOUBLE)

4. ORDERING REQUIREMENTS

- a. Provide a drawing with all dimensions completed.
- b. Use CECO detail 1090-141G for the transom elevation.

**CECO DOOR  
PRICE LIST**

**TF**

TF	PART NUMBER	SU 16ga CRS. (16CRS) STANDARD STOCK STICKS				SQ or SR 16ga CRS (16CRS) SU 16ga CRS (16CRS)					SQ or SR 14ga CRS (14CRS) SU 14ga CRS (14CRS)				
		534	434	634 734	834	458 to 600	618 to 778	800 to 978	1000 to 1178	1200 to 1400	458 to 600	618 to 778	800 to 978	1000 to 1178	1200 to 1400
34x8	F348	\$614 59	\$625 65	\$665 70	\$719 75	\$625 60	\$665 68	\$719 79	\$782 92	\$845 108	\$693 77	\$731 87	\$786 979	\$847 114	\$909 131
34x9	TF349	\$643 65	\$656 70	\$698 76	\$757 82	\$656 65	\$698 74	\$757 86	\$824 100	\$892 117	\$729 84	\$770 95	\$828 108	\$895 124	\$962 142
34x10	TF3410	\$672 70	\$686 76	\$731 82	\$794 88	\$686 71	\$731 80	\$794 92	\$866 108	\$938 126	\$764 91	\$809 102	\$871 117	\$942 134	\$1,014 154
44x8	TF448	\$656 66	\$668 72	\$712 78	\$774 83	\$668 67	\$712 76	\$774 88	\$844 103	\$914 121	\$743 85	\$786 97	\$846 110	\$916 127	\$985 145
44x9	TF449	\$685 71	\$699 78	\$745 84	\$811 90	\$699 72	\$745 82	\$811 95	\$886 111	\$961 130	\$778 92	\$825 104	\$889 119	\$963 136	\$1,037 156
44x10	TF4410	\$714 77	\$729 83	\$779 90	\$848 97	\$729 78	\$779 88	\$848 101	\$928 118	\$1,008 139	\$814 99	\$863 112	\$932 128	\$1,011 146	\$1,089 168
54x8	TF548	\$724 72	\$737 79	\$786 85	\$854 92	\$737 73	\$786 84	\$854 97	\$932 113	\$1,009 133	\$819 94	\$866 106	\$933 121	\$1,010 139	\$1,086 159
54x9	TF549	\$753 78	\$767 85	\$819 91	\$891 98	\$767 79	\$819 90	\$891 104	\$974 121	\$1,056 142	\$854 101	\$905 114	\$976 130	\$1,057 149	\$1,139 170
54x10	TF5410	\$782 83	\$798 90	\$852 98	\$929 105	\$798 84	\$852 96	\$929 110	\$1,016 129	\$1,103 151	\$890 107	\$944 121	\$1,019 138	\$1,105 158	\$1,191 182
64x8	TF648	\$766 79	\$780 86	\$833 93	\$908 100	\$780 80	\$833 91	\$908 106	\$993 124	\$1,079 146	\$869 102	\$921 116	\$994 132	\$1,078 151	\$1,162 173
64x9	TF649	\$795 84	\$810 92	\$866 99	\$945 107	\$810 86	\$866 97	\$945 113	\$1,035 132	\$1,125 155	\$904 109	\$960 123	\$1,037 141	\$1,125 161	\$1,214 184
64x10	TF6410	\$824 90	\$840 98	\$900 105	\$983 113	\$840 91	\$900 103	\$983 119	\$1,078 140	\$1,172 164	\$940 116	\$998 131	\$1,080 149	\$1,173 171	\$1,266 196
74x8	TF748	\$808 85	\$822 93	\$881 101	\$962 108	\$822 87	\$881 99	\$962 115	\$1,055 135	\$1,148 158	\$918 111	\$975 125	\$1,055 143	\$1,146 163	\$1,237 187
74x9	TF749	\$837 91	\$853 99	\$914 107	\$999 115	\$853 92	\$914 105	\$999 122	\$1,097 142	\$1,195 167	\$954 117	\$1,014 133	\$1,098 151	\$1,194 173	\$1,290 198
74x10	TF7410	\$867 96	\$883 105	\$947 113	\$1,037 121	\$883 98	\$947 111	\$1,037 128	\$1,139 150	\$1,242 176	\$990 124	\$1,053 140	\$1,141 160	\$1,241 183	\$1,342 210
84x8	TF848	\$850 92	\$865 100	\$928 108	\$1,016 117	\$865 94	\$928 107	\$1,016 124	\$1,117 145	\$1,217 171	\$968 119	\$1,030 135	\$1,116 154	\$1,214 176	\$1,313 201
84x9	TF849	\$880 97	\$896 106	\$961 115	\$1,054 123	\$896 99	\$961 113	\$1,054 131	\$1,159 153	\$1,264 180	\$1,004 126	\$1,069 142	\$1,159 162	\$1,262 186	\$1,365 212
84x10	TF8410	\$909 103	\$926 112	\$995 121	\$1,091 130	\$926 104	\$995 119	\$1,091 137	\$1,201 161	\$1,311 189	\$1,040 133	\$1,107 150	\$1,202 171	\$1,309 195	\$1,417 224

PRICES SHOWN ABOVE HAVE GLAZING BEADS HARD AGAINST STOP WITH ONE SCREW ONLY.

1. For Cut Notched & Tagged, in place of the welding included in the above pricing deduct
2. 12 Gage - multiply the above 16 Gage list price by a factor of

\$211 Per Unit  
2.0


Example:

LIST PRICE	\$909
WEIGHT	103

For estimating only. Elevation prices are not all inclusive. Invoices may vary from these prices based on variance in material selection, hardware preparations and construction.

TF(L or R)SL4 TRANSOM FRAME  
WITH A SIDELITE

CECO DOOR  
PRICE LIST



TF(L or R)SL4 TRANSOM WITH SIDELITE

1. HOW TO PRICE & ORDER

EXAMPLE: 6'-2" x 7'- 8", 534, 16ga, 4" sill, COLD ROLLED STEEL

- a. Width (A) ROUND UP to next foot (6'-2" would be 7'-0")
- b. HEIGHT (B) ROUND UP to next foot (7'-8" would be 8'-0")
- c. Determine the depth of the frame. (5-3/4")
- d. Determine the gage of the frame. (16 ga.)
- e. The EXAMPLE sidelite frame is a 7x8 unit, 7'-0" (A) width and 8'-0" (B) height.
- f. Locate this size under the proper depth, and gage on the chart. (7x8 under SU 534, 16CRS)
- g. The list price for this EXAMPLE would be \$1,397.00
- h. The weight for this EXAMPLE would be 127 pounds.
- i. If size required is greater than shown in the chart, use the pricing formula.

2. STANDARDS

- a. All face dimensions, except sill, are 2".
- b. Prices include glazing bead placed against the stop with one screw on the 1-15/16" rabbet.
- c. Prices include V2 welding by CECO.

3. ORDERING CODE

- a. Series, Gage/Material, Depth, Design/Size, Handing, Strike  
EXAMPLE: SU 16CRS 534 TFRSL4/78 L S

4. ORDERING REQUIREMENTS

- a. Provide a drawing with all dimensions completed.
- b. Use CECO detail 1090-141B or 141C for the elevation.



**CECO DOOR PRODUCTS  
PRICE LIST**

**TFSL4**

TFSL4	PART NUMBER	SU 16ga CRS. (16CRS) STANDARD STOCK STICKS				SQ or SR 16ga CRS. (16CRS) SU 16ga CRS. (16CRS)					SQ or SR 14ga CRS. (14CRS) SU 14ga CRS. (14CRS)				
		534	434	634 734	834	458 to 600	618 to 778	800 to 978	1000 to 1178	1200 to 1400	458 to 600	618 to 778	800 to 978	1000 to 1178	1200 to 1400
4x8	TFSL448	\$1,194 96	\$1,207 104	\$1,273 113	\$1,367 122	\$1,207 98	\$1,273 112	\$1,367 130	\$1,474 153	\$1,581 180	\$1,312 124	\$1,377 140	\$1,468 159	\$1,572 182	\$1,676 208
5x8	TFSL458	\$1,258 106	\$1,272 116	\$1,345 125	\$1,447 135	\$1,272 108	\$1,345 123	\$1,447 143	\$1,564 168	\$1,681 198	\$1,388 137	\$1,458 155	\$1,558 176	\$1,671 201	\$1,785 229
6x8	TFSL468	\$1,322 117	\$1,337 127	\$1,416 137	\$1,527 147	\$1,337 119	\$1,416 135	\$1,527 157	\$1,654 184	\$1,781 216	\$1,463 150	\$1,540 169	\$1,647 193	\$1,770 220	\$1,894 250
7x8	TFSL478	\$1,387 127	\$1,403 138	\$1,488 149	\$1,608 160	\$1,403 129	\$1,488 147	\$1,608 170	\$1,744 199	\$1,881 234	\$1,538 163	\$1,621 184	\$1,737 209	\$1,870 238	\$2,003 272
8x8	TFSL488	\$1,451 138	\$1,468 150	\$1,560 161	\$1,688 173	\$1,468 139	\$1,560 159	\$1,688 184	\$1,834 215	\$1,981 252	\$1,613 176	\$1,702 199	\$1,827 226	\$1,969 257	\$2,111 293
9x8	TFSL498	\$1,515 148	\$1,533 161	\$1,631 174	\$1,768 186	\$1,533 150	\$1,631 170	\$1,768 197	\$1,924 230	\$2,081 270	\$1,688 189	\$1,783 213	\$1,916 242	\$2,068 276	\$2,220 314
4x9	TFSL449	\$1,223 101	\$1,237 110	\$1,307 119	\$1,404 128	\$1,237 103	\$1,307 118	\$1,404 137	\$1,516 160	\$1,627 189	\$1,348 131	\$1,416 148	\$1,511 168	\$1,619 192	\$1,728 219
5x9	TFSL459	\$1,288 112	\$1,302 122	\$1,378 131	\$1,485 141	\$1,302 114	\$1,378 129	\$1,485 150	\$1,606 176	\$1,727 207	\$1,423 144	\$1,497 162	\$1,600 185	\$1,719 211	\$1,837 240
6x9	TFSL469	\$1,352 122	\$1,368 133	\$1,450 143	\$1,565 154	\$1,368 124	\$1,450 141	\$1,565 164	\$1,696 191	\$1,827 225	\$1,498 157	\$1,578 177	\$1,690 201	\$1,818 229	\$1,946 262
7x9	TFSL479	\$1,416 133	\$1,433 144	\$1,521 156	\$1,645 167	\$1,433 134	\$1,521 153	\$1,645 177	\$1,786 207	\$1,927 243	\$1,574 170	\$1,660 192	\$1,780 218	\$1,917 248	\$2,055 283
8x9	TFSL489	\$1,480 143	\$1,498 155	\$1,593 168	\$1,725 180	\$1,498 145	\$1,593 165	\$1,725 190	\$1,876 222	\$2,028 261	\$1,649 183	\$1,741 206	\$1,869 234	\$2,017 267	\$2,164 304
9x9	TFSL499	\$1,544 154	\$1,563 167	\$1,664 180	\$1,805 193	\$1,563 155	\$1,664 176	\$1,805 204	\$1,966 238	\$2,128 279	\$1,724 196	\$1,822 221	\$1,959 251	\$2,116 286	\$2,273 325
4x10	TFSL4410	\$1,253 107	\$1,267 116	\$1,340 125	\$1,442 135	\$1,267 109	\$1,340 124	\$1,442 144	\$1,558 168	\$1,674 198	\$1,384 137	\$1,455 155	\$1,554 177	\$1,667 202	\$1,780 230
5x10	TFSL4510	\$1,317 117	\$1,333 127	\$1,412 138	\$1,522 148	\$1,333 119	\$1,412 135	\$1,522 157	\$1,648 184	\$1,774 216	\$1,459 150	\$1,536 170	\$1,643 193	\$1,766 220	\$1,889 251
6x10	TFSL4610	\$1,381 128	\$1,398 139	\$1,483 150	\$1,602 161	\$1,398 129	\$1,483 147	\$1,602 170	\$1,738 199	\$1,874 234	\$1,534 164	\$1,617 185	\$1,733 210	\$1,865 239	\$1,998 273
7x10	TFSL4710	\$1,445 138	\$1,463 150	\$1,555 162	\$1,682 174	\$1,463 140	\$1,555 159	\$1,682 184	\$1,828 215	\$1,974 252	\$1,609 177	\$1,698 199	\$1,823 226	\$1,965 258	\$2,107 294
8x10	TFSL4810	\$1,509 149	\$1,529 161	\$1,626 174	\$1,763 186	\$1,529 150	\$1,626 171	\$1,763 197	\$1,918 230	\$2,074 270	\$1,685 190	\$1,779 214	\$1,912 243	\$2,064 277	\$2,216 315
9x10	TFSL4910	\$1,573 159	\$1,594 173	\$1,698 186	\$1,843 199	\$1,594 161	\$1,698 182	\$1,843 211	\$2,009 246	\$2,174 288	\$1,760 203	\$1,861 229	\$2,002 260	\$2,163 296	\$2,325 337


PRICES SHOWN ABOVE HAVE GLAZING BEADS HARD AGAINST STOP WITH ONE SCREW ONLY.

- 1. For Cut Notched & Tagged, in place of the welding included in the above pricing deduct \$646 Per Unit
- 2. 12 Gage - multiply the above 16 Gage list price by a factor of 2.0

Example:

LIST PRICE	\$1,573
WEIGHT	159

For estimating only. Elevation prices are not all inclusive. Invoices may vary from these prices based on variance in material selection, hardware preparations and construction.



TF(L or R)SL12 TRANSOM WITH A SIDELITE

1. HOW TO PRICE & ORDER

EXAMPLE: 6'-2"x 7'- 8", 534, 16ga, 12" sill, COLD ROLLED STEEL

- a. Width (A) ROUND UP to next foot (6'-2" would be 7'-0")
- b. HEIGHT (B) ROUND UP to next foot (7'-8" would be 8'-0")
- c. Determine the depth of the frame. (5-3/4")
- d. Determine the gage of the frame. (16 ga.)
- e. The EXAMPLE sidelite frame is a 7x8 unit, 7'-0" (A) width and 8'-0" (B) height.
- f. Locate this size under the proper depth, and gage on the chart. (7x8 under SU 534 16CRS)
- g. The list price for this EXAMPLE would be \$1,419.00
- h. The weight for this EXAMPLE would be 143 pounds.
- i. If size required is greater than shown in the chart, use the pricing formula.

2. STANDARDS

- a. All face dimensions, except sill, are 2".
- b. Prices include glazing bead placed against the stop with one screw on the 1-15/16" rabbet.
- c. Prices include V2 welding by CECO.

3. ORDERING CODE

- a. Series, Gage/Material, Depth, Design/Size, Handing, Strike
- EXAMPLE: SU 16CRS 534 TFRSL12/78 L S

4. ORDERING REQUIREMENTS

- a. Provide a drawing with all dimensions completed.
- b. Use CECO detail 1090-141B or 141C for the elevation.

**CECO DOOR  
PRICE LIST**

**TFSL12**

TFSL12	PART NUMBER	SU 16ga CRS. (16CRS) STANDARD STOCK STICKS				SQ or SR 16ga CRS (16CRS) SU 16ga CRS (16CRS)					SQ or SR 14ga CRS (14CRS) SU 14ga CRS (14CRS)				
		534	434	634 734	834	458 to 600	618 to 778	800 to 978	1000 to 1178	1200 to 1400	458 to 600	618 to 778	800 to 978	1000 to 1178	1200 to 1400
4x8	TFSL1248	\$1,202 100	\$1,215 108	\$1,284 117	\$1,380 126	\$1,215 102	\$1,284 116	\$1,380 134	\$1,489 157	\$1,598 184	\$1,324 127	\$1,391 143	\$1,484 162	\$1,590 184	\$1,697 210
5x8	TFSL1258	\$1,275 114	\$1,290 123	\$1,366 133	\$1,473 143	\$1,290 116	\$1,366 132	\$1,473 152	\$1,595 176	\$1,716 206	\$1,411 143	\$1,485 160	\$1,589 181	\$1,708 206	\$1,826 234
6x8	TFSL1268	\$1,347 128	\$1,364 138	\$1,448 149	\$1,566 159	\$1,364 131	\$1,448 147	\$1,566 169	\$1,700 196	\$1,834 228	\$1,498 159	\$1,580 178	\$1,694 201	\$1,825 227	\$1,956 257
7x8	TFSL1278	\$1,419 143	\$1,438 154	\$1,530 165	\$1,658 176	\$1,438 145	\$1,530 163	\$1,658 187	\$1,805 216	\$1,952 250	\$1,585 175	\$1,675 196	\$1,800 220	\$1,943 248	\$2,086 281
8x8	TFSL1288	\$1,492 157	\$1,512 169	\$1,612 181	\$1,751 193	\$1,512 160	\$1,612 179	\$1,751 205	\$1,911 235	\$2,070 272	\$1,672 192	\$1,769 213	\$1,905 239	\$2,060 270	\$2,216 304
9x8	TFSL1298	\$1,564 171	\$1,586 184	\$1,694 197	\$1,844 210	\$1,586 174	\$1,694 195	\$1,844 222	\$2,016 255	\$2,188 294	\$1,759 208	\$1,864 231	\$2,010 259	\$2,178 291	\$2,346 328
4x9	TFSL1249	\$1,232 105	\$1,246 114	\$1,317 123	\$1,417 132	\$1,246 107	\$1,317 122	\$1,417 141	\$1,531 165	\$1,645 193	\$1,360 134	\$1,429 150	\$1,527 171	\$1,638 194	\$1,749 221
5x9	TFSL1259	\$1,304 119	\$1,320 129	\$1,399 139	\$1,510 149	\$1,320 122	\$1,399 138	\$1,510 159	\$1,637 184	\$1,763 215	\$1,447 150	\$1,524 168	\$1,632 190	\$1,755 216	\$1,879 245
6x9	TFSL1269	\$1,376 134	\$1,394 144	\$1,481 155	\$1,603 166	\$1,394 136	\$1,481 153	\$1,603 176	\$1,742 204	\$1,881 237	\$1,534 166	\$1,619 186	\$1,737 209	\$1,873 237	\$2,008 268
7x9	TFSL1279	\$1,449 148	\$1,468 159	\$1,563 171	\$1,696 183	\$1,468 151	\$1,563 169	\$1,696 194	\$1,847 223	\$1,999 259	\$1,621 182	\$1,713 203	\$1,843 229	\$1,990 258	\$2,138 292
8x9	TFSL1289	\$1,521 162	\$1,542 174	\$1,645 187	\$1,789 200	\$1,542 165	\$1,645 185	\$1,789 211	\$1,953 243	\$2,117 281	\$1,708 198	\$1,808 221	\$1,948 248	\$2,108 279	\$2,268 316
9x9	TFSL1299	\$1,593 177	\$1,617 190	\$1,727 203	\$1,882 217	\$1,617 180	\$1,727 201	\$1,882 229	\$2,058 263	\$2,235 303	\$1,795 215	\$1,903 238	\$2,053 267	\$2,226 301	\$2,398 339
4x10	TFSL12410	\$1,261 110	\$1,276 120	\$1,351 129	\$1,455 139	\$1,276 113	\$1,351 128	\$1,455 148	\$1,573 172	\$1,692 202	\$1,396 140	\$1,468 158	\$1,569 179	\$1,685 204	\$1,801 232
5x10	TFSL12510	\$1,333 125	\$1,350 135	\$1,432 145	\$1,547 156	\$1,350 127	\$1,432 144	\$1,547 165	\$1,679 192	\$1,810 224	\$1,483 157	\$1,563 176	\$1,675 199	\$1,803 225	\$1,931 256
6x10	TFSL12610	\$1,405 139	\$1,424 150	\$1,514 161	\$1,640 173	\$1,424 142	\$1,514 159	\$1,640 183	\$1,784 212	1,928 246	\$1,570 173	\$1,657 193	\$1,780 218	\$1,920 247	\$2,061 280
7x10	TFSL12710	\$1,478 153	\$1,499 165	\$1,596 177	\$1,733 190	\$1,499 156	\$1,596 175	\$1,733 201	\$1,890 231	\$2,046 268	\$1,657 189	\$1,752 211	\$1,885 237	\$2,038 268	\$2,191 303
8x10	TFSL12810	\$1,550 168	\$1,573 180	\$1,678 193	\$1,826 206	\$1,573 171	\$1,678 191	\$1,826 218	\$1,995 251	\$2,164 290	\$1,744 205	\$1,847 228	\$1,991 256	\$2,155 289	\$2,320 327
9x10	TFSL12910	\$1,622 182	\$1,647 195	\$1,760 209	\$1,919 223	\$1,647 185	\$1,760 207	\$1,919 236	\$2,100 270	\$2,282 312	\$1,831 221	\$1,941 246	\$2,096 276	\$2,273 311	\$2,450 350

PRICES SHOWN ABOVE HAVE GLAZING BEADS HARD AGAINST STOP WITH ONE SCREW ONLY.


1. For Cut Notched & Tagged, in place of the welding included in the above pricing deduct
2. 12 Gage - multiply the above 16 Gage list price by a factor of

\$668 Per Unit  
2.0

Example:

LIST PRICE	\$1,622
WEIGHT	182

For estimating only. Elevation prices are not all inclusive. Invoices may vary from these prices based on variance in material selection, hardware preparations and construction.



TF(L or R)HSL4 TRANSOM SIDELITE AND HORIZONTAL MULLION

1. HOW TO PRICE & ORDER

EXAMPLE: 6'-2" x 7'- 8", 534, 16ga, 4" sill, COLD ROLLED STEEL

- a. Width (A) ROUND UP to next foot (6'-2" would be 7'-0")
- b. HEIGHT (B) ROUND UP to next foot (7'-8" would be 8'-0")
- c. Determine the depth of the frame. (5-3/4")
- d. Determine the gage of the frame. (16 ga.)
- e. The EXAMPLE sidelite frame is a 7x8 unit, 7'-0" (A) width and 8'-0" (B) height.
- f. Locate this size under the proper depth, and gage on the chart. (7x8 under SU 534 16CRS)
- g. The list price for this EXAMPLE would be \$1,706.00
- h. The weight for this EXAMPLE would be 144 pounds.
- i. If size required is greater than shown in the chart, use the pricing formula.

2. STANDARDS

- a. All face dimensions, except sill, are 2".
- b. Prices include glazing bead placed against the stop with one screw on the 1-15/16" rabbet.
- c. Prices include V2 welding by CECO.

3. ORDERING CODE

- a. Series, Gage/Material, Depth, Design/Size, Handing, Strike  
EXAMPLE: SU 16CRS 534 TFHSL4/78 L S

4. ORDERING REQUIREMENTS

- a. Provide a drawing with all dimensions completed.
- b. Use CECO detail 1090-141B or 141C for the elevation.

**CECO DOOR  
PRICE LIST**

**TFHSL4**

SIDELITE FRAME WITH SINGLE DOOR OPENING UP TO 3070.  
THE FOLLOWING PRICES ARE FOR EITHER THE 2 OR 4 INCH HIGH SILL.

TFHSL4 OVERALL SIZE	PART NUMBER	SU 16ga CRS. (16CRS) STANDARD STOCK STICKS				SQ or SR 16ga CRS (16CRS) SU 16ga CRS (16CRS)					SQ or SR 14ga CRS (14CRS) SU 14ga CRS (14CRS)				
		534	434	634	834	458 to 600	618 to 778	800 to 978	1000 to 1178	1200 to 1400	458 to 600	618 to 778	800 to 978	1000 to 1178	1200 to 1400
				734											
4X8	TFHSL448	\$1,416 100	\$1,428 109	\$1,498 118	\$1,596 127	\$1,428 102	\$1,498 116	\$1,596 136	\$1,708 159	\$1,820 188	\$1,538 129	\$1,606 146	\$1,701 166	\$1,810 189	\$1,919 216
5X8	TFHSL458	\$1,513 114	\$1,526 125	\$1,606 135	\$1,717 145	\$1,526 117	\$1,606 133	\$1,717 155	\$1,844 182	\$1,971 214	\$1,651 147	\$1,728 166	\$1,836 189	\$1,959 216	\$2,082 246
6X8	TFHSL468	\$1,609 129	\$1,624 140	\$1,713 152	\$1,838 163	\$1,624 131	\$1,713 150	\$1,838 174	\$1,980 205	\$2,122 240	\$1,763 166	\$1,849 187	\$1,970 213	\$2,108 243	\$2,246 276
7X8	TFHSL478	\$1,706 144	\$1,722 156	\$1,820 169	\$1,958 182	\$1,722 146	\$1,820 167	\$1,958 194	\$2,116 227	\$2,273 267	\$1,875 184	\$1,970 208	\$2,104 236	\$2,256 269	\$2,409 306
8X8	TFHSL488	\$1,803 158	\$1,820 172	\$1,928 186	\$2,079 200	\$1,820 161	\$1,928 184	\$2,079 213	\$2,251 250	\$2,424 293	\$1,987 203	\$2,092 229	\$2,238 260	\$2,405 296	\$2,572 337
9X8	TFHSL498	\$1,899 173	\$1,918 188	\$2,035 203	\$2,200 218	\$1,918 176	\$2,035 200	\$2,200 233	\$2,387 272	\$2,575 320	\$2,100 221	\$2,213 250	\$2,372 283	\$2,554 322	\$2,736 367
4X9	TFHSL449	\$1,445 105	\$1,459 114	\$1,532 124	\$1,634 133	\$1,459 107	\$1,532 122	\$1,634 142	\$1,751 167	\$1,867 197	\$1,574 136	\$1,645 153	\$1,744 174	\$1,858 199	\$1,971 227
5X9	TFHSL459	\$1,542 120	\$1,556 130	\$1,639 141	\$1,754 152	\$1,556 122	\$1,639 139	\$1,754 162	\$1,886 190	\$2,018 223	\$1,686 154	\$1,766 174	\$1,878 198	\$2,006 226	\$2,135 257
6X9	TFHSL469	\$1,638 134	\$1,654 146	\$1,746 158	\$1,875 170	\$1,654 137	\$1,746 156	\$1,875 181	\$2,022 212	\$2,169 249	\$1,799 173	\$1,888 195	\$2,012 221	\$2,155 252	\$2,298 288
7X9	TFHSL479	\$1,735 149	\$1,752 162	\$1,854 175	\$1,996 188	\$1,752 152	\$1,854 173	\$1,996 201	\$2,158 235	\$2,320 276	\$1,911 191	\$2,009 216	\$2,147 245	\$2,304 279	\$2,461 318
8X9	TFHSL489	\$1,832 164	\$1,850 178	\$1,961 192	\$2,116 206	\$1,850 166	\$1,961 190	\$2,116 220	\$2,294 258	\$2,471 302	\$2,023 210	\$2,130 236	\$2,281 268	\$2,453 306	\$2,624 348
9X9	TFHSL499	\$1,929 179	\$1,948 194	\$2,068 209	\$2,237 225	\$1,948 181	\$2,068 206	\$2,237 239	\$2,429 280	\$2,622 329	\$2,135 228	\$2,252 257	\$2,415 292	\$2,601 332	\$2,788 378
4X10	TFHSL4410	\$1,474 110	\$1,489 120	\$1,565 130	\$1,671 140	\$1,489 113	\$1,565 128	\$1,671 149	\$1,793 175	\$1,914 206	\$1,610 142	\$1,684 161	\$1,787 183	\$1,905 209	\$2,024 239
5X10	TFHSL4510	\$1,571 125	\$1,587 136	\$1,672 147	\$1,792 158	\$1,587 127	\$1,672 145	\$1,792 169	\$1,928 198	\$2,065 232	\$1,722 161	\$1,805 182	\$1,921 207	\$2,054 236	\$2,187 269
6X10	TFHSL4610	\$1,668 140	\$1,685 152	\$1,780 164	\$1,913 176	\$1,685 142	\$1,780 162	\$1,913 188	\$2,064 220	\$2,216 258	\$1,834 179	\$1,926 202	\$2,055 230	\$2,203 262	\$2,350 299
7X10	TFHSL4710	\$1,764 155	\$1,783 168	\$1,887 181	\$2,033 195	\$1,783 157	\$1,887 179	\$2,033 207	\$2,200 243	\$2,367 285	\$1,947 198	\$2,048 223	\$2,189 254	\$2,351 289	\$2,513 329
8X10	TFHSL4810	\$1,861 169	\$1,880 184	\$1,994 198	\$2,154 213	\$1,880 172	\$1,994 196	\$2,154 227	\$2,336 265	\$2,518 311	\$2,059 216	\$2,169 244	\$2,323 277	\$2,500 315	\$2,677 359
9X10	TFHSL4910	\$1,958 184	\$1,978 200	\$2,102 216	\$2,274 231	\$1,978 187	\$2,102 212	\$2,274 246	\$2,472 288	\$2,669 338	\$2,171 235	\$2,290 265	\$2,458 301	\$2,649 342	\$2,840 389

PRICES SHOWN ABOVE HAVE GLAZING BEADS HARD AGAINST STOP WITH ONE SCREW ONLY.

- 1. For Cut Notched & Tagged, in place of the welding included in the above pricing deduct \$646 Per Unit
- 2. 12 Gage - multiply the above 16 Gage list price by a factor of 2.0


Example:

LIST PRICE	\$1,958
WEIGHT	184

For estimating only. Elevation prices are not all inclusive. Invoices may vary from these prices based on variance in material selection, hardware preparations and construction.

TF(L or R)HSL12 TRANSOM FRAME  
SIDE LITE AND HORIZ. MULLION

CECO DOOR  
PRICE LIST



TF(L or R)HSL12 TRANSOM SIDELITE AND HORIZONTAL MULLION

1. HOW TO PRICE & ORDER

EXAMPLE: 6'-2" x 7'- 8", 534, 16ga, 12" sill, COLD ROLLED STEEL

- a. Width (A) ROUND UP to next foot (6'-2" would be 7'-0")
- b. HEIGHT (B) ROUND UP to next foot (7'-8" would be 8'-0")
- c. Determine the depth of the frame. (5-3/4")
- d. Determine the gage of the frame. (16 ga.)
- e. The EXAMPLE sidelite frame is a 7x8 unit, 7'-0" (A) width and 8'-0 (B) height.
- f. Locate this size under the proper depth, and gage on the chart. (7x8 under SU 534 16CRS)
- g. The list price for this EXAMPLE would be \$1,734.00
- h. The weight for this EXAMPLE would be 159 pounds.
- i. If size required is greater than shown in the chart, use the pricing formula.

2. STANDARDS

- a. All face dimensions, except sill, are 2".
- b. Prices include glazing bead placed against stop with one screw on the 1-15/16" rabbet.
- c. Prices include V2 welding by CECO.

3. ORDERING CODE

- a. Series, Gage/Material, Depth, Design/Size, Handing, Strike  
EXAMPLE: SU 16CRS 534 TFHSL12/78 L S

4. ORDERING REQUIREMENTS

- a. Provide a drawing with all dimensions completed.
- b. Use CECO detail 1090-141B or 141C for the elevation.

**CECO DOOR  
PRICE LIST**

**TFHSL12**

SIDELITE FRAME WITH SINGLE DOOR OPENING UP TO 3070. THE FOLLOWING PRICES ARE FOR THE 12 INCH HIGH SILL.

TFHSL12 OVERALL SIZE	PART NUMBER	SU 16ga CRS. (16CRS) STANDARD STOCK STICKS				SQ or SR 16ga CRS (16CRS) SU 16ga CRS (16CRS)					SQ or SR 14ga CRS (14CRS) SU 14ga CRS (14CRS)				
		534	434	634 734	834	458 to 600	618 to 778	800 to 978	1000 to 1178	1200 to 1400	458 to 600	618 to 778	800 to 978	1000 to 1178	1200 to 1400
4x8	TFHSL1248	\$1,419 103	\$1,432 112	\$1,504 121	\$1,604 130	\$1,432 105	\$1,504 120	\$1,604 139	\$1,719 168	\$1,833 191	\$1,545 131	\$1,615 148	\$1,712 168	\$1,824 191	\$1,935 218
5x8	TFHSL1258	\$1,524 122	\$1,539 132	\$1,622 142	\$1,737 153	\$1,539 124	\$1,622 141	\$1,737 163	\$1,870 195	\$2,002 222	\$1,669 153	\$1,750 172	\$1,862 194	\$1,991 221	\$2,119 250
6x8	TFHSL1268	\$1,629 140	\$1,646 151	\$1,739 163	\$1,871 175	\$1,646 143	\$1,739 162	\$1,871 187	\$2,021 221	\$2,171 252	\$1,793 175	\$1,884 196	\$2,012 221	\$2,158 250	\$2,303 283
7x8	TFHSL1278	\$1,734 159	\$1,752 171	\$1,857 184	\$2,004 197	\$1,752 162	\$1,857 183	\$2,004 210	\$2,172 248	\$2,340 283	\$1,917 196	\$2,019 219	\$2,162 247	\$2,325 279	\$2,487 315
8x8	TFHSL1288	\$1,839 177	\$1,859 191	\$1,975 205	\$2,138 219	\$1,859 181	\$1,975 204	\$2,138 234	\$2,323 261	\$2,509 313	\$2,041 218	\$2,154 243	\$2,311 273	\$2,491 308	\$2,672 348
9x8	TFHSL1298	\$1,944 196	\$1,966 211	\$2,093 226	\$2,271 242	\$1,966 200	\$2,093 225	\$2,271 257	\$2,474 288	\$2,677 344	\$2,165 239	\$2,289 267	\$2,461 299	\$2,658 337	\$2,856 380
4x9	TFHSL1249	\$1,471 112	\$1,485 122	\$1,563 132	\$1,672 141	\$1,485 114	\$1,563 130	\$1,672 151	\$1,796 182	\$1,921 208	\$1,608 143	\$1,684 161	\$1,789 183	\$1,910 208	\$2,032 237
5x9	TFHSL1259	\$1,576 130	\$1,592 141	\$1,681 153	\$1,805 164	\$1,592 133	\$1,681 151	\$1,805 175	\$1,948 209	\$2,090 238	\$1,732 164	\$1,818 185	\$1,939 209	\$2,077 237	\$2,216 270
6x9	TFHSL1269	\$1,681 149	\$1,698 161	\$1,799 174	\$1,939 186	\$1,698 152	\$1,799 172	\$1,939 199	\$2,099 235	\$2,259 269	\$1,856 186	\$1,953 208	\$2,089 235	\$2,244 266	\$2,400 302
7x9	TFHSL1279	\$1,786 167	\$1,805 181	\$1,916 195	\$2,072 208	\$1,805 171	\$1,916 193	\$2,072 222	\$2,250 262	\$2,427 299	\$1,980 208	\$2,088 232	\$2,239 261	\$2,411 296	\$2,584 334
8x9	TFHSL1289	\$1,890 186	\$1,912 200	\$2,034 216	\$2,205 231	\$1,912 190	\$2,034 214	\$2,205 246	\$2,401 275	\$2,596 330	\$2,104 229	\$2,223 256	\$2,389 288	\$2,578 325	\$2,768 367
9x9	TFHSL1299	\$1,995 204	\$2,019 220	\$2,152 237	\$2,339 253	\$2,019 209	\$2,152 235	\$2,339 269	\$2,552 302	\$2,765 360	\$2,228 251	\$2,358 280	\$2,538 314	\$2,745 354	\$2,952 399
4x10	TFHSL12410	\$1,477 114	\$1,493 124	\$1,570 134	\$1,679 143	\$1,493 116	\$1,570 132	\$1,679 153	\$1,803 183	\$1,927 209	\$1,617 145	\$1,692 163	\$1,798 185	\$1,919 211	\$2,039 240
5x10	TFHSL12510	\$1,582 132	\$1,600 143	\$1,688 155	\$1,812 166	\$1,600 135	\$1,688 153	\$1,812 177	\$1,954 210	\$2,096 240	\$1,741 167	\$1,827 187	\$1,948 212	\$2,086 240	\$2,224 273
6x10	TFHSL12610	\$1,687 151	\$1,706 163	\$1,806 176	\$1,946 188	\$1,706 154	\$1,806 174	\$1,946 200	\$2,105 237	\$2,265 270	\$1,865 188	\$1,962 211	\$2,097 238	\$2,253 269	\$2,408 305
7x10	TFHSL12710	\$1,792 169	\$1,813 183	\$1,924 197	\$2,079 210	\$1,813 173	\$1,924 195	\$2,079 224	\$2,256 264	\$2,433 301	\$1,989 210	\$2,097 234	\$2,247 264	\$2,420 298	\$2,592 338
8x10	TFHSL12810	\$1,897 188	\$1,920 202	\$2,042 218	\$2,212 233	\$1,920 192	\$2,042 216	\$2,212 247	\$2,407 265	\$2,602 331	\$2,113 231	\$2,231 258	\$2,397 290	\$2,587 327	\$2,776 370
9x10	TFHSL12910	\$2,002 206	\$2,026 222	\$2,160 239	\$2,346 255	\$2,026 211	\$2,160 237	\$2,346 271	\$2,558 289	\$2,771 362	\$2,237 253	\$2,366 282	\$2,547 316	\$2,754 357	\$2,960 402

PRICES SHOWN ABOVE HAVE GLAZING BEADS HARD AGAINST STOP WITH ONE SCREW ONLY.


- For Cut Notched & Tagged, in place of the welding included in the above pricing deduct \$668 Per Unit
- 12 Gage - multiply the above 16 Gage list price by a factor of 2.0

Example:  
LIST PRICE \$2,002  
WEIGHT 206

For estimating only. Elevation prices are not all inclusive. Invoices may vary from these prices based on variance in material selection, hardware preparations and construction.

**TF2SL TRANSOM FRAME WITH  
2 SIDELITES**

**CECO DOOR  
PRICE LIST**



TF2SL TRANSOM WITH TWO SIDELITES

**1. HOW TO PRICE & ORDER**

EXAMPLE: TR 8'-4" x 7'-10", 3070 door, 634, 4" sill, 16ga COLD ROLLED STEEL

- a. Width (A) ROUND UP to the next foot. (8'-4" would be 9'-0")
- b. Height (B) ROUND UP to the next foot. (7'-10" would be 8'-0")
- c. Determine the depth of the frame. (6-3/4")
- d. Determine the gage of the frame. (16 ga. COLD ROLLED STEEL)
- e. The EXAMPLE frame is a 9x8 unit, 9'-0" (A) width and 8'-0" (B) height.
- f. Locate this size under the proper depth and gage on the chart. (9x8 under SU 634 16CRS)
- g. The list price for this EXAMPLE would be \$2,599.00
- h. The weight for this EXAMPLE would be 212 pounds.
- i. If size required is greater than shown in the chart, use the pricing formula.

**2. STANDARDS**

- a. All face dimensions, except the sill, are 2".
- b. Prices include glazing bead placed against the stop with one screw on the 1-15/16" rabbet.
- c. Prices include V2 welding by CECO

**3. ORDERING CODE**

- a. Series, Gage/Material, Depth, Design/Size, Sill height, Handing, Strike  
EXAMPLES: SU 16CRS 634 TF2SL 2 98 L S (2 inch sill, single door)  
SU 16CRS 634 TF2SL 4 98 R S (4 inch sill, single door)  
SU 16CRS 634 TF2SL 12 98 R S (12 inch sill, single door)

**4. ORDERING REQUIREMENTS**

- a. Provide a drawing with all dimensions completed.
- b. Use CECO detail 1090-141A for the transom elevation.



**CECO DOOR  
PRICE LIST**

**TF2SL**

TF2SL OVERALL SIZE	PART NUMBER	SU 16ga CRS. (16CRS) STANDARD STOCK STICKS				SQ or SR 16ga CRS (16CRS) SU 16ga CRS (16CRS)					SQ or SR 14ga CRS (14CRS) SU 14ga CRS (14CRS)				
		534	434	634	834	458 to 600	618 to 778	800 to 978	1000 to 1178	1200 to 1400	458 to 600	618 to 778	800 to 978	1000 to 1178	1200 to 1400
		8x8	TF2SL88	\$2,384 167	\$2,401 181	\$2,517 196	\$2,680 210	\$2,401 171	\$2,517 195	\$2,680 226	\$2,867 265	\$3,053 310	\$2,579 211	\$2,692 237	\$2,849 269
8x9	TF2SL89	\$2,478 180	\$2,496 196	\$2,622 212	\$2,799 228	\$2,496 185	\$2,622 211	\$2,799 245	\$3,000 287	\$3,202 336	\$2,689 229	\$2,811 257	\$2,981 291	\$3,176 330	\$3,371 374
8x10	TF2SL810	\$2,573 194	\$2,592 211	\$2,727 228	\$2,917 245	\$2,592 200	\$2,727 228	\$2,917 264	\$3,134 309	\$3,350 362	\$2,799 246	\$2,930 277	\$3,113 313	\$3,322 355	\$3,532 403
9x8	TF2SL98	\$2,456 181	\$2,475 196	\$2,599 212	\$2,773 227	\$2,475 186	\$2,599 211	\$2,773 244	\$2,972 284	\$3,171 332	\$2,666 227	\$2,787 255	\$2,955 288	\$3,147 326	\$3,339 369
9x9	TF2SL99	\$2,551 195	\$2,570 211	\$2,704 228	\$2,892 245	\$2,570 200	\$2,704 227	\$2,892 263	\$3,106 306	\$3,320 358	\$2,776 245	\$2,906 275	\$3,086 310	\$3,293 351	\$3,500 398
9x10	TF2SL910	\$3,723 224	\$3,768 242	\$3,908 260	\$4,104 279	\$3,768 226	\$3,908 254	\$4,104 291	\$4,328 336	\$4,552 387	\$4,011 279	\$4,150 314	\$4,344 357	\$4,565 408	\$4,787 467
10x8	TF2SL108	\$2,529 195	\$2,549 211	\$2,681 228	\$2,866 244	\$2,549 200	\$2,681 227	\$2,866 262	\$3,078 304	\$3,289 354	\$2,753 243	\$2,881 273	\$3,060 307	\$3,265 347	\$3,469 393
10x9	TF2SL109	\$3,708 233	\$3,751 251	\$3,890 269	\$4,085 287	\$3,751 235	\$3,890 263	\$4,085 299	\$4,307 344	\$4,530 394	\$3,991 286	\$4,128 320	\$4,321 362	\$4,540 411	\$4,761 468
10x10	TF2SL1010	\$3,841 255	\$3,887 275	\$4,042 295	\$4,258 315	\$3,887 257	\$4,042 288	\$4,258 329	\$4,505 379	\$4,752 435	\$4,152 314	\$4,305 352	\$4,518 398	\$4,762 453	\$5,006 516
11x8	TF2SL118	\$2,601 210	\$2,623 226	\$2,763 244	\$2,959 261	\$2,623 215	\$2,763 243	\$2,959 279	\$3,183 323	\$3,407 376	\$2,840 260	\$2,976 290	\$3,165 326	\$3,382 369	\$3,599 416
11x9	TF2SL119	\$3,781 248	\$3,825 266	\$3,972 285	\$4,178 304	\$3,825 250	\$3,972 278	\$4,178 317	\$4,413 363	\$4,648 416	\$4,078 303	\$4,223 338	\$4,426 381	\$4,658 433	\$4,890 492
11x10	TF2SL1110	\$3,868 263	\$3,916 282	\$4,072 302	\$4,290 322	\$3,916 265	\$4,072 295	\$4,290 336	\$4,539 386	\$4,788 442	\$4,185 321	\$4,339 359	\$4,554 405	\$4,801 460	\$5,047 524
12x8	TF2SL128	\$2,673 224	\$2,697 241	\$2,845 260	\$3,052 278	\$2,697 229	\$2,845 258	\$3,052 297	\$3,289 343	\$3,525 398	\$2,927 276	\$3,070 308	\$3,271 346	\$3,500 390	\$3,729 440
12x9	TF2SL129	\$3,853 262	\$3,899 281	\$4,054 301	\$4,271 321	\$3,899 264	\$4,054 294	\$4,271 334	\$4,518 383	\$4,765 438	\$4,165 319	\$4,318 355	\$4,531 400	\$4,776 454	\$5,020 516
12x10	TF2SL1210	\$3,940 277	\$3,990 297	\$4,154 318	\$4,383 339	\$3,990 279	\$4,154 311	\$4,383 354	\$4,644 405	\$4,906 464	\$4,272 338	\$4,434 377	\$4,660 425	\$4,918 482	\$5,177 548

PRICES SHOWN ABOVE HAVE GLAZING BEADS HARD AGAINST STOP WITH ONE SCREW ONLY.

1. \* Indicates the unit is larger than 8'-0" in both directions, therefore it will be made in three parts.  
The transom is one part along with two side lite: Splines are included for field assembly.

2. \*\* Indicates the unit will have one splice in the head section.

3. For Cut Notched & Tagged, in place of the welding included in the above pricing deduct

\$1,125 Per Unit


4. 12 Gage - multiply the above 16 Gage list price by a factor of

2.0

Example:

LIST PRICE	\$3,940
WEIGHT	277

For estimating only. Elevation prices are not all inclusive. Invoices may vary from these prices based on variance in material selection, hardware preparations and construction.



TF2HSL TRANSOM, TWO SIDELITES WITH HORIZONTAL MULLIONS

1. HOW TO PRICE & ORDER

EXAMPLE: TR 8'-4" x 7'-10", 3070 door, 534, 4" sill, 16ga COLD ROLLED STEEL

- a. Width (A) ROUND UP to the next foot. (8'-4" would be 9'-0")
- b. Height (B) ROUND UP to the next foot. (7'-10" would be 8'-0")
- c. Determine the depth of the frame. (5-3/4")
- d. Determine the gage of the frame. (16 ga. COLD ROLLED STEEL)
- e. The EXAMPLE frame is a 9x8 unit, 9'-0" (A) width and 8'-0" (B) height.
- f. Locate this size under the proper depth and gage on the chart. (9x8 under SU 534 16CRS)
- g. The list price for this EXAMPLE would be \$2,932.00.
- h. The weight for this EXAMPLE would be 193 pounds.
- i. If size required is greater than shown in the chart, use the pricing formula.

2. STANDARDS

- a. All face dimensions, except the sill, are 2".
- b. Prices include glazing bead placed against the stop with one screw on the 1-15/16" rabbet.
- c. Prices include V2 welding by CECO

3. ORDERING CODE

- a. Series, Gage/Material, Depth, Design/Size, Sill height, Handing, Strike
- EXAMPLES: SU 16CRS 534 TF2HSL 2 98 L S (2 inch sill, single door)  
 SU 16CRS 534 TF2HSL 4 98 R S (4 inch sill, single door)  
 SU 16CRS 534 TF2HSL 12 98 L S (12 inch sill, single door)

4. ORDERING REQUIREMENTS

- a. Provide a drawing with all dimensions completed.
- b. Use CECO detail 1090-141A for the transom elevation.

**CECO DOOR  
PRICE LIST**

**TF2HSL**

TF2HSL OVERALL SIZE	PART NUMBER	SU 16ga CRS. (16CRS) STANDARD STOCK STICKS				SQ or SR 16ga CRS (16CRS) SU 16ga CRS (16CRS)					SQ or SR 14ga CRS (14CRS) SU 14ga CRS (14CRS)				
		534	434	634 734	834	458 to 600	618 to 778	800 to 978	1000 to 1178	1200 to 1400	458 to 600	618 to 778	800 to 978	1000 to 1178	1200 to 1400
		8x8	TF2HSL88	\$2,827 174	\$2,844 189	\$2,967 205	\$3,139 220	\$2,844 179	\$2,967 205	\$3,139 238	\$3,336 278	\$3,533 326	\$3,031 221	\$3,150 249	\$3,316 282
8x9	TF2HSL89	\$2,922 188	\$2,939 204	\$3,072 221	\$3,258 238	\$2,939 193	\$3,072 221	\$3,258 256	\$3,470 300	\$3,681 352	\$3,141 239	\$3,269 269	\$3,448 304	\$3,653 345	\$3,857 391
8x10	TF2HSL810	\$3,016 202	\$3,035 219	\$3,177 237	\$3,376 255	\$3,035 208	\$3,177 237	\$3,376 275	\$3,603 322	\$3,830 378	\$3,251 256	\$3,388 288	\$3,580 326	\$3,799 370	\$4,018 420
9x8	TF2HSL98	\$2,932 193	\$2,951 209	\$3,085 226	\$3,273 243	\$2,951 198	\$3,085 225	\$3,273 261	\$3,487 305	\$3,702 357	\$3,156 243	\$3,285 272	\$3,466 308	\$3,673 349	\$3,881 395
9x9	TF2HSL99	\$3,026 207	\$3,046 224	\$3,190 242	\$3,391 260	\$3,046 212	\$3,190 242	\$3,391 280	\$3,621 327	\$3,850 382	\$3,265 260	\$3,404 292	\$3,598 330	\$3,820 374	\$4,041 424
9x10 *	TF2HSL910	\$3,269 236	\$3,314 255	\$3,464 274	\$3,673 294	\$3,314 238	\$3,464 268	\$3,673 308	\$3,913 357	\$4,153 412	\$3,570 294	\$3,718 331	\$3,925 377	\$4,162 430	\$4,399 492
10x8	TF2HSL108	\$3,037 211	\$3,057 229	\$3,203 247	\$3,406 265	\$3,057 217	\$3,203 246	\$3,406 285	\$3,638 331	\$3,871 387	\$3,280 264	\$3,420 296	\$3,616 334	\$3,840 378	\$4,065 427
10x9 *	TF2HSL109	\$4,217 249	\$4,259 268	\$4,411 288	\$4,625 308	\$4,259 252	\$4,411 282	\$4,625 322	\$4,868 371	\$5,111 427	\$4,517 307	\$4,667 344	\$4,877 389	\$5,116 442	\$5,356 503
10x10 *	TF2HSL1010	\$4,304 264	\$4,350 285	\$4,511 305	\$4,737 326	\$4,350 267	\$4,511 299	\$4,737 342	\$4,994 394	\$5,252 452	\$4,625 326	\$4,783 365	\$5,005 413	\$5,259 469	\$5,513 535
11x8 **	TF2HSL118	\$3,142 230	\$3,164 249	\$3,321 268	\$3,539 287	\$3,164 236	\$3,321 267	\$3,539 308	\$3,789 358	\$4,039 418	\$3,404 286	\$3,554 320	\$3,766 360	\$4,007 407	\$4,249 460
11x9 *	TF2HSL119	\$4,321 268	\$4,366 288	\$4,529 309	\$4,758 330	\$4,366 271	\$4,529 303	\$4,758 346	\$5,019 398	\$5,280 457	\$4,641 329	\$4,802 368	\$5,026 415	\$5,283 471	\$5,540 535
11x10 *	TF2HSL1110	\$4,409 283	\$4,457 304	\$4,629 326	\$4,870 349	\$4,457 286	\$4,629 320	\$4,870 365	\$5,145 420	\$5,420 483	\$4,749 348	\$4,918 389	\$5,155 439	\$5,426 499	\$5,697 567
12x8 **	TF2HSL128	\$3,247 248	\$3,271 268	\$3,438 289	\$3,673 309	\$3,271 255	\$3,438 288	\$3,673 332	\$3,940 385	\$4,208 448	\$3,528 307	\$3,689 344	\$3,915 386	\$4,174 436	\$4,433 492
12x9 *	TF2HSL129	\$4,426 286	\$4,473 308	\$4,647 330	\$4,891 352	\$4,473 290	\$4,647 324	\$4,891 370	\$5,170 425	\$5,449 488	\$4,765 350	\$4,936 391	\$5,176 441	\$5,450 500	\$5,724 568
12x10 *	TF2HSL1210	\$4,514 301	\$4,564 324	\$4,747 347	\$5,004 371	\$4,564 305	\$4,747 341	\$5,004 389	\$5,296 447	\$5,589 513	\$4,873 369	\$5,053 412	\$5,305 465	\$5,593 528	\$5,881 600

PRICES SHOWN ABOVE HAVE GLAZING BEADS HARD AGAINST STOP WITH ONE SCREW ONLY.

- \* Indicates the unit is larger than 8'-0" in both directions, therefore it will be made in three parts.  
The transom is one part along with two side lites Splines are included for field assembly.
- \*\* Indicates the unit will have one splice in the head section.
- For Cut Notched & Tagged, in place of the welding included in the above pricing deduct \$1,473 Per Unit
- 12 Gage - multiply the above 16 Gage list price by a factor of 2.0

Example:

LIST PRICE	\$4,514
WEIGHT	301

For estimating only. Elevation prices are not all inclusive. Invoices may vary from these prices based on variance in material selection, hardware preparations and construction.

NOTES

CECO DOOR  
PRICE LIST