



DIE SELECTOR CHART

HYDRAULIC TOOLS

COPPER CONDUCTORS

EXTRA FLEXIBLE COPPER CONDUCTORS





















































APPLICATION	CONDUCTOR		CONNECTOR		HYDRAULIC TOOLS																				
					B 15		HT 45 - E		HT 51 B 51		RH 50 B 55		HT 81-U RHU 81		HT 120 and tools and heads with 130 kN crimping force			ECW-H3D			RHU 520				
	Conductor Size sqmm	Low str.	Flex	TERMINAL	SPLICE	DIE SET	NEST	INDENTOR	DIE SET	NEST	INDENTOR	DIE SET	DIE SET	DIE SET	NEST	INDENTOR	DIE SET	NEST	INDENTOR	DIE SET	NEST	INDENTOR	DIE SET		
	0,25 ÷ 2,5			A 03M.. A 06M..	L 03M / L 03P L 06M / L 06P	ME03/2-15 MA03/3-15																			
	4 ÷ 6			A 1M..	L 1M L 1P	ME03/2-15 MA03/3-15	MA 1	PA 1	ME 1				ME 1-50												
	10			A 2M.. A 2P12	L 2M L 2P	ME03/2-15 ME2/3-15 MA03/3-15	MA 2.3	PA 5	ME 2				ME 2-50		ME 2.19U	MA 2C	PA 10C	ME 2C							
	16			A 3M.. A 3P14	2A 3M.. L 3M L 3P	ME2/3-15 MA03/3-15			ME 3				MA 2.3-50	PA 5-50	ME 3-50	MA 3.5U		ME 3.14U	MA 3C	ME 3C					
	25			A 5M.. A 5P16	2A 5M.. L 5M L 5P		MA 5	PA 10	ME 5				MA 5-50		ME 5-50		MA 5C	PA 24C	ME 5C						
	35	25* 35		A 7M.. A 7P20	2A 7M.. L 7M L 7P		MA 7		ME 7				MA 7-50	PA 10-50	ME 7-50	MA 7.14U	ME 7-7U		MA 7C	ME 7C					
	50	35* 50		A 10M.. A 10P25	2A 10M.. L 10M L 10P		MA 10	ME 10				MA 10-50		ME 10-50	MA 10.19U	ME 10.24U	MA 10C	ME 10C							
	70	50* 70		A 14M.. A 14P30	2A 14M.. L 14M L 14P				ME 14				MA 14-50	PA 19-50	ME 14-50	MA 7.14U	ME 3.14U	MA 14C	ME 14C						
	95	70* 95		A 19M..	2A 19M.. L 19M L 19P				ME 19				MA 19-50		ME 19-50	MA 10.19U MA 19U	ME 2.19U	MA 19C	ME 19C						
	120	95* 120		A 24M..	2A 24M.. L 24M L 24P				ME 24				MA 24-50	PA 24-50	ME 24-50	MA 24U	ME 10.24U	MA 24C	ME 24C						
	150	120* 150		A 30M..	2A 30M.. L 30M L 30P				ME 30						ME 30-50	MA 30-80U	ME 30U	MA 30C	ME 30C						
	185	150* 185		A 37M.. A 37-4ESI	2A 37M.. L 37M L 37P										ME 37-50	MA 37U	ME 37U	MA 37C	ME 37C						
	240	185* 240		A 48M.. A 48-4ESI	2A 48M.. L 48M L 48P										ME 48-50	MA 48U	ME 48U	MA 48C	ME 48C						
	300	240 300		A 60M.. A 60-4ESI	2A 60M.. L 60M..													MA 60C	ME 60C						
	400	300		A 80M.. A 80-4ESI	2A 80M.. L 80M..														ME 80C						
	500	400		A 100M.. A 100-4ESI	2A 100M.. L 100M..														MA 80-3D	PA 100-3D	ME 80-3D	MA 80-520		ME 80-520	
	630	500		A 120M.. A 120-4ESI	2A 120M.. L 120M..														MA 100-3D		ME 100-3D	MA 100-520	PA 120-520	ME 100-520	
	800	630		A 160M.. A 160-4ESI	2A 160M.. L 160M..																				ME 160-520
1000	800		A 200M..	2A 200M.. L 200M..																				MA 160-520	
			A 200M..	2A 200M.. L 200M..																				MA 200-520	
	35			A 9M..			MA 9	PA 10	ME 9			MA 9-50	PA 10-50	ME 9-50	MA 9.17U	ME 9.20U	MA 9C	PA 10C	ME 9C						
	50			A 12M..					ME 12			MA 12-50	PA 19-50	ME 12-50	MA 12.20U	ME 12.17U	MA 12C	PA 24C	ME 12C						
	70			A 17M..					ME 17			MA 17-50	PA 19-50	ME 17-50	MA 9.17U	ME 12.17U	MA 17C		ME 17C						
	95			A 20M..					ME 20			MA 20-50	PA 19-50	ME 20-50	MA 12.20U	ME 9.20U	MA 20C	ME 20C							
	120			A 29M..											ME 29-50	MA 29.80U	ME 29U	MA 29C	ME 29C						
	150			A 35M..											ME 35-50	MA 35U	ME 35U	MA 35C	ME 35C						
	185			A 40M..											ME 40-50	MA 40U	ME 40U	MA 40C	ME 40C						

 = Hexagonal crimp (use one size up with fine stranded conductors, E.G.: 95⁺ fine stranded use A19.. + ME 19 or A 20.. + ME 20)
  = Indent crimp
 * Contact Cembre for appropriate die set
 N.B.: Number inside symbol indicates the number of crimps on A-M barrel

COPPER CONDUCTORS



















































EXTRA FLEXIBLE COPPER CONDUCTORS



COPPER CONDUCTORS

APPLICATION	CONDUCTOR	CONNECTOR				HYDRAULIC TOOLS							
						B 15	HT 51 B 51	RH 50 B 55	HT 120 and tools and heads with 130 kN crimping force		ECW-H3D		
	Conductor Size Flex sqmm	TERMINAL					DIE SET		NEST	INDENTOR	DIE SET	NEST	INDENTOR
ANE..M.. 	10	ANE 2-M..	ANE 2-P12	ANE 2-U..		NN4-15 	MN 2 RF-50 	MN 2-C 	PN 7-C	MN 2 RF-C 	Adaptor AU 230-130 D with die set MN..C and indentor PN..C or with die set MN..RF-C and die set MN..F-C		
	16	ANE 3-M..	ANE 3-P14	ANE 3-U..			MN 3 RF-50 	MN 3-C 		MN 3 RF-C 			
	25	ANE 5-M..	ANE 5-P16				MN 5 RF-50 	MN 5-C 		MN 5 RF-C 			
	35	ANE 7-M..	ANE 7-P20				MN 7 RF-50 	MN 7-C 		MN 7 RF-C 			
	50	ANE 10-M..				MN 10 RF-50 	MN 10-C 	MN 10 RF-C 					
	ANE..P.. 	70	ANE 14-M..				MN 14 RF-50 	MN 14-C 	MN 14 RF-C 				
		95	ANE 19-M..					MN 19-C 	PN 24-C	MN 19 RF-C 			
		120	ANE 24-M..					MN 24-C 		MN 24 RF-C 			
	150	ANE 30-M..					MN 30-C 	PN 37-C	MN 30 RF-C 				
ANE..U.. 													
ANE..M.. 	35	ANE 9-M..					MN 7 RF-50 	MN 9-C 	PN 14-C	MN 7 RF-C 	Adaptor AU 230-130 D with die set MN..C and indentor PN..C or with die set MN..RF-C and die set MN..F-C		
	50	ANE 12-M..					MN 12 F-50 	MN 12-C 		MN 12 F-C 			
	70	ANE 17-M..					MN 17 F-50 	MN 17-C 	PN 24-C	MN 17 F-C 			
	95	ANE 20-M..						MN 20-C 		MN 20 F-C 			
	120	ANE 29-M..						MN 29-C 	PN 37-C	MN 29 F-C 			
	150	ANE 35-M..						MN 35-C 		MN 35 F-C 			
PK... 	Conductor Size Flex sqmm	TERMINAL					DIE SET	DIE SET					
	0,3 ÷ 4	PKD 506 ÷ PKD 418	PKE 508 ÷ PKE 418	PKC 508 ÷ PKC 418	KE 506 ÷ KE 412		KE4-15 						
	4 ÷ 16	PKD 410 ÷ PKD 1618	PKE 410 ÷ PKE 1618	PKC 410 ÷ PKC 1618	KE 410 ÷ KE 1616		KE16-15 						
	16	PKD 16..	PKE 16..	PKC 16..	KE 16..		KE35-15 	MTT 16-50 					
	25	PKD 25..	PKE 25..	PKC 25..	KE 25..			MTT 25-50 					
	35	PKD 35..		PKC 35..	KE 35..			MTT 35-50 					
50	PKD 50..		PKC 50..			MTT 50-50 							

 = Hexagonal crimp  = Indent crimp  = Radial crimp  = circular crimp  = Trapezium crimp

DIE SELECTOR CHART


APPLICATION	CONDUCTOR		CONNECTOR			HYDRAULIC TOOLS					
						HT 45-E	HT 51 B 51	RH 50 B 55	HT 81-U RHU 81	HT 120 and tools and heads with 130 kN crimping force	ECW-H3D
 C.-C.-ST  C.-C.	Conductor Size sqmm		CONNECTOR	CONNECTOR		DIE SET	DIE SET	DIE SET	DIE SET	DIE SET	DIE SET
	Run	Tap									
	6 ÷ 2,5	6 ÷ 1,5	C 6 - C 6 ST	C 6 - C 6		MC 6 	MC 6-50 	MC 6.25-U 			
	10	10 ÷ 1,5	C 10 - C 10 ST	C 10 - C 10		MC 10 	MC 10-50 	MC 10-U 	MC 10-C 	Adaptor AU 230-130 D with die set MC.-C	Adaptor AU 520-130 C with die set MC.-C
	16	16 ÷ 1,5	C 16 - C 16 ST	C 16 - C 16							
	25 ÷ 16	10 ÷ 1,5	C 25 - C 10 ST	C 25 - C 10		MC 25 	MC 25-50 	MC 6.25-U MC 25-U 	MC 25-C 		
	25	25 ÷ 16	C 25 - C 25 ST	C 25 - C 25							
	40 ÷ 35	16 ÷ 1,5	C 35 - C 16 ST	C 35 - C 16							
	40 ÷ 35	40 ÷ 25				MC 35 	MC 35-50 	MC 35-U 	MC 35-C 		
	50	25 ÷ 10									
	70 ÷ 63	25 ÷ 1,5	C 70 - C 25N ST	C 70 - C 25N							
	50	25 ÷ 4	C 50 - C 25 ST	C 50 - C 25							
	*50	50 ÷ 35	C 50 - C 50 ST	C 50 - C 50			*MC 70-50 	MC 70-80U 	MC 70-C 	MC 70-3D 	
	*70 ÷ 50	40 ÷ 4	C 70 - C 35 ST	C 70 - C 35							
	*70 ÷ 50	70 ÷ 35	C 70 - C 70 ST	C 70 - C 70							
	100 ÷ 95	40 ÷ 4	C 95 - C 35 ST	C 95 - C 35				MC 95-80U 	MC 95-C 	MC 95-3D 	
	100 ÷ 95	70 ÷ 40	C 95 - C 70 ST	C 95 - C 70							
	100 ÷ 95	100 ÷ 63	C 95 - C 95 ST	C 95 - C 95							
	125 ÷ 110	125 ÷ 25	C 120 - C 120 ST	C 120 - C 120							
	160 ÷ 150	125 ÷ 25	C 150 - C 120 ST	C 150 - C 120					MC 185-C 	MC 185-3D 	
150	150 ÷ 63	C 150 - C 150 ST	C 150 - C 150								
185	100 ÷ 16	C 185 - C 95 ST	C 185 - C 95								
185 ÷ 120	185 ÷ 120	C 185 - C 185 ST	C 185 - C 185								
240 ÷ 150	120 ÷ 95	C 240 - C 120 ST	C 240 - C 120						MC 240-3D 		
 MT.-TD MT.-GC  CA.-M.. CA.-2M..  MT.-C.	Conductor Size sqmm	SPLICE		TERMINALS			DIE SET	DIE SET	DIE SET	DIE SET	DIE SET
	25 R	MT 25 - TD	MT 25 - GC	CA 25 - M..	CA 25 - 2M..	MT 25 - C..	MMT 25-50 	MMT 25-U 	MMT 25-C 	Adaptor AU 230-130 D with die set MMT.-C	Adaptor AU 520-130 C with die set MMT.-C
	35 RC/S ÷ 40 S	MT 40 S - TD	MT 40 S - GC	CA 40 S - M..	CA 40 S - 2M..	MT 40 S - C..					
	50 RC	MT 50 R - TD	MT 50 R - GC	CA 50 R - M..	CA 50 R - 2M..	MT 50 R - C..	MMT 50-50 	MMT 50-U 	MMT 50-C 		
	50 S	MT 50 S - TD	MT 50 S - GC	CA 50 S - M..	CA 50 S - 2M..	MT 50 S - C..					
	63 S ÷ 70 S	MT 70 S - TD	MT 70 S - GC	CA 70 S - M..	CA 70 S - 2M..	MT 70 S - C..					
	80 S ÷ 95 RC	MT 95 R - TD	MT 95 R - GC	CA 95 R - M..	CA 95 R - 2M..	MT 95 R - C..	MMT 95-50 	MMT 95-U 	MMT 95-C 		
	95 S ÷ 100 S	MT 95 S - TD	MT 95 S - GC	CA 95 S - M..	CA 95 S - 2M..	MT 95 S - C..					
	120 RC/S ÷ 150 RC	MT 150 R - TD	MT 150 R - GC	CA 150 R - M..	CA 150 R - 2M..	MT 150 R - C..					
	150 S ÷ 160 RC	MT 150 S - TD	MT 150 S - GC	CA 150 S - M..	CA 150 S - 2M..	MT 150 S - C..	MMT 200-50 	MMT 200-U 	MMT 200-C 		
	160 S ÷ 200 RC	MT 200 R - TD	MT 200 R - GC	CA 200 R - M..	CA 200 R - 2M..	MT 200 R - C..					
	200 S ÷ 240 RC	MT 240 R - TD	MT 240 R - GC	CA 240 R - M..	CA 240 R - 2M..	MT 240 R - C..					
	240 S ÷ 315 RC	MT 315 R - TD	MT 315 R - GC	CA 315 R - M..	CA 315 R - 2M..	MT 315 R - C..			MMT 315-C 		
	315 S	MT 315 S - TD	MT 315 S - GC	CA 315 S - M..	CA 315 S - 2M..	MT 315 S - C..					
	400 R	MT 400 - TD		2A 80 - M..	2A 80 - 2M..				ME 80-C 	ME 80 - 3D 	ME 80 - 520 
500 R	MT 500 - TD		2A 100 - M..	2A 100 - 2M..					ME 100 - 3D 	ME 100 - 520 	
600 R ÷ 630 R	MT 630 - TD		2A 120 - M..	2A 120 - 2M..					ME 120 - 3D 	ME 120 - 520 	

 = Hexagonal crimp = Oval crimp = circular crimp






* When using die set type MC70-50, the conductors marked with a star must be annealed.

DIE SELECTOR CHART FOR DEEP STEPPED INDENTING WITH CONTAINING DIES

APPLICATIONS	CONDUCTOR	CONNECTORS			HYDRAULIC TOOLS					
					HT 131-UC	RHU 131-C	B 131-UC			
 	Conductor Size sqmm	LUGS			DIE HOLDER	DIE	INDENTOR			
	10	CAA 10 - M..			AU 130-150	MV 35 	MUA 35 	PS 130-35/E		
	16	CAA 16 - M..	MTA 16 - C			AU 130-150	MV 95 	MUA 95 	PS 130-95/E	
	25	CAA 25 - M..	MTA 25 - C							
	35	CAA 35 - M..	MTA 35 - C							
	50	CAA 50 - M..	MTA 50 - C							
	70	CAA 70 - M..	MTA 70 - C..							
	95	CAA 95 - M..	MTA 95 - C..							
	120	CAA 120 - M..	MTA 120 - C..		AU 130-240	MV 150 	MUA 150 	PS 130-150/E		
	150	CAA 150 - M..	MTA 150 - C..			AU 130-240	MV 240 	MUA 240 	PS 130-240/E	
	185	CAA 185 - M..	MTA 185 - C..							
	240	CAA 240 - M..	MTA 240 - C..							
300	CAA 300 - 34 - M..			MUA 300-34 						
	Conductor Size sqmm	LUGS			DIE HOLDER	DIE	INDENTOR			
	16	AA 16 - M..			AU 130-150	MUA 35 	PS 130-35/E			
	25	AA 25 - M..						AU 130-150	MUA 95 	PS 130-95/E
	35	AA 35 - M..								
	50	AA 50 - M..								
	70	AA 70 - M..								
	95	AA 95 - M..								
	120	AA 120 - M..			AU 130-240	MUA 150 	PS 130-150/E			
	150	AA 150 - M..				AU 130-240	MUA 240 	PS 130-240/E		
	185	AA 185 - M..								
	240	AA 240 - M..								
	300	AA 300 - 34 - M..			MUA 300-34 					

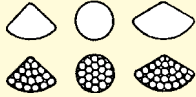


 Indent crimp

DIE SELECTOR CHART FOR DEEP STEPPED INDENTING WITH CONTAINING DIES

Conductor Size sqmm	SPLICES		Conductor Size sqmm		SPLICES	HYDRAULIC TOOLS HT 131-UC RHU 131-C B 131-UC			
			Al	Al/Cu		DIE HOLDER	DIE	INDENTOR	
10	MTMA 10-GC					AU 130-150	MVM 35 	MUA 35 	PS 130-35/E
16	MTMA 16-GC	MTMA 16/1	16	10	MTMA 16-10 GC				
25	MTMA 25-GC	MTMA 25/1	25	10	MTMA 25-10 GC				
			25	16	MTMA 25-16 GC				
35	MTMA 35-GC	MTMA 35/1							
50	MTMA 50-GC	MTMA 50/1	50	25	MTMA 50-25 GC				
			50	35	MTMA 50-35 GC				
70	MTMA 70-GC	MTMA 70/1	70	35	MTMA 70-35 GC				
			70	50	MTMA 70-50 GC				
95	MTMA 95-GC	MTMA 95/1	95	50	MTMA 95-50 GC				
			95	70	MTMA 95-70 GC				
120	MTMA 120-GC	MTMA 120/1	120	70	MTMA 120-70 GC				
			120	95	MTMA 120-95 GC				
150	MTMA 150-GC	MTMA 150/1	150	70	MTMA 150-70 GC				
			150	95	MTMA 150-95 GC				
			150	120	MTMA 150-120 GC				
185	MTMA 185-GC	MTMA 185/1	185	120	MTMA 185-120 GC				
			185	150	MTMA 185-150 GC				
240	MTMA 240-GC	MTMA 240/1	240	150	MTMA 240-150 GC				
			240	185	MTMA 240-185 GC				
300	MTMAD 300-GC	MTMAD 300/1	300	185	MTMAD 300-185 GC				
			300	240	MTMAD 300-240 GC				
					AU 130-240	MVM 240 	MUA 240 	PS 130-240/E	
						MUA 300-34 			



MTMA...GC

PRE-ROUNDERS SELECTION			DIES DESCRIPTION	DIES SEQUENCE	
ALUMINIUM CONDUCTOR SIZE sqmm	PRE-ROUNDER	DIE-SUPPORT		CONDUCTOR ROUNDING	CRIMPING
			<p>1) AU 130-.. DIE-HOLDER Used to house dies and pre-rounders.</p> <p>2) UP 130-.. PRE-ROUNDERS Used to round aluminium sectoral conductors in order to introduce them into circular connectors. Each pre-rounder is made of two parts: the upper part is housed in die-holder AU 130-.. and the lower part is locked onto AC 130-P.. die support.</p> <p>3) AC 130-P.. DIE SUPPORT Houses lower part of pre-rounder UP 130-..</p> <p>4) MUA... DIES Containing dies.</p> <p>5) PS 130-../E INDENTORS Such indentors are specifically engineered for deep indentation of aluminium conductors of any stranding configuration.</p>	1	1
25	UP 130-25	AC 130-P		2	4
35	UP 130-35			3	5
50	UP 130-50				
70	UP 130-70				
95	UP 130-95				
120	UP 130-120				
150	UP 130-150				
185	UP 130-185				
240	UP 130-240				