




***SNOW-SHOE***  
C O M P A N Y

WORKBOOK  
2021-2022


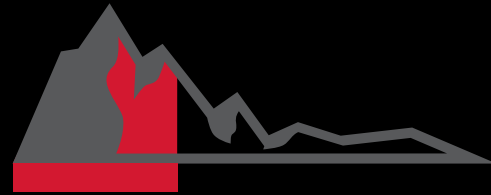


For over 25 years, Atlas has been committed to the principle that better technology delivers an enhanced outdoor experience. No two adventures are the same, and snow conditions vary according to a myriad of factors. As such, it is paramount that our engineers conduct an all-encompassing design and development process. Rounded out with rigorous testing in the gnarly terrain of the Cascades, you can rest assured that Atlas snowshoes are the epitome of thoughtful design.

# ENGINEERED FOR THE ADVENTURE READY

# BACKCOUNTRY CATEGORY

Developed to take on the steepest, most technical terrain the backcountry can impose. Offering superior mobility and durability, these snowshoes are for the true enthusiast looking to get off the grid.



Men's

Women's

## RANGE-BC

The Range-BC is the next evolution in Atlas's proven record of engineering high-performance backcountry snowshoes for the adventure ready! This innovative design is built around the new, single-piece Reactiv-Trac™ Frame with integrated saw-toothed aluminum traction rails providing lightweight stability and traction for backcountry exploration. Adding to the grip provided by the traction rails is the lightweight, low-profile BC crampon crafted from tempered steel and bringing the bite needed in the varying snow conditions above tree line. Designed to accommodate larger mountaineering and snowboard boots, the Range-BC's PackFlat™ binding features a field-replaceable urethane Z-strap that holds the foot securely. When not in use, the PackFlat binding allows the snowshoes to nest together for easy and efficient packability. Rounding out the design are 19° heel lifts that reduce calf fatigue and tendon strain on those steep ascents.

**Available Sizes:** Men's 26", 30". Women's 22", 26".

**Weight/Pair:** 3.91 lbs / 1.74 kgs (26")

**Surface Area:** 159 sq in

### Features:

- Reactiv-Trac™ Frame
- PackFlat™ Binding
- BC Crampon
- Aluminum Traction Rails
- Pivot Limiter
- 19° Heel Lift
- Nytex Infinity Decking
- Rockered Footbed



Men's

Women's

## MONTANE

If you frequently find yourself exploring the deep powder of the backcountry, you should become better acquainted with the Montane. Featuring Atlas's best-in-class tubular frame, the Reactiv™, for improved flotation and responsiveness, the Montane takes backcountry performance to new heights. Comfortable and easy to use, the Montane's Wrapp™ Swift binding features warm EVA padding and webbing straps that cinch and release seamlessly. The All-Trac™ toe crampon and StabiLock heel cleat provide the traction needed on the varying snow and ice conditions the backcountry can impose. Atlas's patented Spring-Loaded™ Suspension allows for a natural, uncompromised stride, while 19° heel lifts provide relief on ascents.

**Available Sizes:** Men's 25", 30", 35". Women's 23", 27".

**Weight/Pair:** 4.46 lbs / 2.02 kgs (25")

**Surface Area:** 176 sq in

### Features:

- Reactiv™ Frame
- Wrapp™ Swift Binding
- All-Trac™ Crampon
- StabiLock Aft Traction
- Spring-Loaded™ Suspension
- 19° Heel Lift
- Nytex Decking



Unisex

## HELIUM-BC

Ultra-light backcountry performance. That's what you demand, and that's what the Atlas Helium-BC delivers. With the 23" model coming in under 3lbs per pair the Helium-BC is almost as light as the name implies. The composite Helium deck provides the feather-light foundation and features a unique louver design to shed snow more efficiently. The low-profile, tempered steel BC crampon sits lower in the frame to compliment the PackFlat™ binding and allow for a more natural rotation feel with every step. A backcountry necessity, this binding features urethane Z-straps that hold the foot securely and are field-serviceable with the included BC utility strap. As the name implies, it's designed to pack down flat when not in use for easy and efficient packing or lashing. Adding to the grip of the BC crampon, anodized aluminum traction rails provide a secure grip when ascending, descending and traversing. When weight and space are limited, but reliability and performance can't be, you need the Helium-BC.

**Available Sizes:** Unisex 23", 26".

**Weight/Pair:** 3.19 lbs / 1.45 kgs (26")


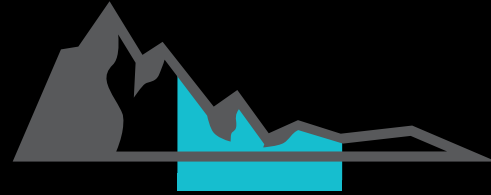
**Surface Area:** 175 sq in

### Features:

- Helium Decking
- PackFlat™ Binding
- Helium BC Crampon
- Aluminum Traction Rails
- 19° Heel Lift

# ALL-MOUNTAIN CATEGORY

The snowshoes in the All-Mountain category are designed to be well-rounded quiver killers. From hikes beyond the tree line in deep powder to hard pack, these snowshoes will get you to your destination with ease.



Men's

Women's

## RANGE-MTN

Our engineers held nothing back when developing the new Range-MTN snowshoe. The result of countless hours of R&D and testing, this premier, "go anywhere, do anything" snowshoe is in a class of its own. It features the intuitive Wrapp™ MTN binding with the BOA® Fit System to provide a comfortable, secure full-foot fit that can be adjusted on the fly. The new single-piece construction of the Reactiv-Trac™ frame with Nytex Infinity decking provides a lightweight platform for stability and flotation. Traction in even the most extreme snow and ice conditions is provided by the serrated aluminum traction rails lining the frame's perimeter and the aggressive X-Trac™ toe crampon which grips packed snow and ice, while still scooping snow underfoot. If you're looking for a premium, versatile snowshoe that's at home on the trail, in the mountains and everywhere in between look no further than the Range-MTN.

**Available Sizes:** Men's 26", 30", 35". Women's 22", 26".

**Weight/Pair:** 4.17 lbs / 1.89 kgs (26")

**Surface Area:** 159 sq in

**Features:**

- Reactiv-Trac™ Frame
- Wrapp™ MTN Binding
- X-Trac™ Crampon
- Aluminum Traction Rails
- Pivot Limiter
- 19° Heel Lift
- Nytex Infinity Decking



Men's

Women's

## TREELINE

The Treeline features Atlas's Spring-Loaded™ Suspension, a patented design that allows for impact absorption, natural side-to-side flex and deeper crampon penetration for an uncompromised stride. Comfort and security come standard with the Wrapp™ MTN binding which utilizes the BOA® Fit System to provide a fast, precision fit with on-the-fly adjustability. The variable forming of the aluminum Reactiv™ frame changes from a cylindrical to an elliptical shape to increase strength where the frame bears the greatest load for a stiffer, more responsive snowshoe frame. When coupled with soft, smooth Nytex decking the Reactiv frame provides ample flotation and stability in deeper snow. Hearty, reliable traction is a hallmark of our all-mountain snowshoes and the Treeline is no exception! The forefoot grip of the All-Trac™ toe crampon and the StabiLock heel cleat provide the necessary grip on varying snow conditions.

**Available Sizes:** Men's 25", 30". Women's 23", 27".

**Weight/Pair:** 4.13 lbs / 1.87 kgs (25")

**Surface Area:** 176 sq in

**Features:**

- V-Frame™
- Wrapp™ MTN Binding
- All-Trac™ Toe Crampon
- StabiLock Aft Traction
- Spring-Loaded™ Suspension
- 19° Heel Lift
- Nytex Decking



Unisex

## HELIUM-MTN

The next evolution in composite snowshoe technology has arrived. The Helium-MTN is an ultralight, uber versatile all-mountain snowshoe that brings the tech, but not the weight. It features the new Wrapp™ MTN binding which integrates the BOA® Fit System to provide a fast, effortless, precision fit every time. The serrated teeth of the anodized aluminum traction rails provide excellent grip in varying terrain and snow conditions while the aggressive MTN crampon with an aft tang creates 360° engagement around the foot. The louvered design of the Helium deck sheds snow while an underside aft fin keeps the snowshoes tracking straight. Designed to excel in all types of terrain, the Helium-MTN offers maximum traction and comfort to take on any winter hiking challenge.

**Available Sizes:** Unisex 23", 26", 30"\*.

**Weight/Pair:** 3.35 lbs / 1.52 kgs (26")

**Surface Area:** 175 sq in

**Features:**


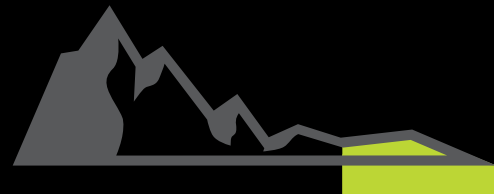
- Helium Decking
- Wrapp™ MTN Binding
- Helium MTN Crampon
- Aluminum Traction Rails
- 19° Heel Lift

\*Size 30" available only in Black.



# TRAIL WALKING CATEGORY

For journeys on flat to rolling terrain, the Trail Walking category offers snowshoes for those looking to take on less technical trails. With the same driven engineering long-associated with Atlas, these snowshoes provide performance and reliability for winter recreation.



Men's

Women's

## RANGE-TRAIL

Built to take on any trail, the all-new Range-TRAIL is our top-tier Trail Walking category snowshoe. The design is highlighted by the sleek new Wrapp™ Stretch binding which features a simple and intuitive two-buckle closure allowing for an easy entry and exit while delivering a secure fit and superior comfort. The single-piece Reactiv-Trac™ frame with durable Nytex Infinity decking provide the necessary flotation in deeper snow. Additionally, the frame's perimeter traction rails combined with the TRAIL toe crampon provide ample traction for uphill, downhill and side-hill movement. For when the trail gets steep, we've included a 19° heel lift to reduce calf fatigue and tendon strain.

**Available Sizes:** Men's 26", 30". Women's 22", 26".

**Weight/Pair:** 3.84 lbs / 1.74 kgs (26")

**Surface Area:** 159 sq in

**Features:**

- Reactiv-Trac™ Frame
- Wrapp™ Stretch Binding
- TRAIL Toe Crampon
- Pivot Limiter
- 19° Heel Lift
- Nytex Infinity Decking



Men's

Women's

## ACCESS

The classic tubular-frame snowshoe in our Trail Walking category, the Access shines on mellow terrain by making your strides feel as natural and effortless as possible. This is accomplished by the innovative technology behind the Access's frame and suspension system. The turned-up tail of the V-Frame rolls easily into each step for a smooth gait, while the patented Light-Ride™ Suspension allows your foot to articulate naturally and cushions impact for smooth striding on hikes that are flat or have little elevation change. For the traction needed for a stable snowshoeing experience, the Access features the All-Trac™ toe crampon that provides grip in all directions as well as Advanced Aft Traction which integrates the sharp-tipped heel cleat with the heel lift for deeper snow penetration. The intuitive Wrapp™ Trail binding rounds out the design providing a comfortable and secure fit with webbing straps across the forefoot and a TPU heel strap that tighten and loosen easily for a secure fit and quick entry and exit.

**Available Sizes:** Men's 25", 30", 35". Women's 23", 27".

**Weight/Pair:** 4.01 lbs / 1.82 kgs (25")

**Surface Area:** 176 sq in

**Features:**

- V-Frame™
- Wrapp™ Trail Binding
- Twin-Trac™ Toe Crampon
- Advance Aft Traction
- Light-Ride™ Suspension
- 19° Heel Lift
- Nytex Decking



Unisex

## HELIUM-TRAIL

Take to the trails with Atlas's Helium-TRAIL, an ultra-light composite snowshoe that's certain to become your go-to for less extreme winter hikes. Also a great snowshoe for beginners, the Helium-TRAIL features the comfortable and easy-to-use Wrapp™ Trail binding which uses forefoot webbing straps and a TPU heel strap to provide a secure, full-foot fit. Not lacking in traction, the Helium TRAIL crampon's forefoot-aligned tempered steel tangs coupled with the steel traction rails provide the grip needed when trails become packed down or uneven. With a sleek design aesthetic and a reasonable price tag the Helium-TRAIL is certain to become a favorite of winter trailblazers worldwide!

**Available Sizes:** Unisex 23", 26", 30"\*.

**Weight/Pair:** 3.55 lbs / 1.61 kgs (26")

**Surface Area:** 175 sq in

**Features:**

- Helium Decking
- Wrapp™ Trail Binding
- Helium TRAIL Crampon
- Traction Rails
- 19° Heel Lift

\*Size 30" available only in Black.

# SPEED CATEGORY

The Atlas Speed category sets the industry standard in lightweight, durable snowshoes for high-exertion winter action. Designed for winter runners and exercise junkies, these snowshoes provide needed support and traction without compromising the natural stride.

# YOUTH CATEGORY



Unisex

## RACE

This one-of-a-kind ultralight snowshoe is the top model in our Speed category and is intended for light & fast winter travel and snowshoe running. This design truly speaks to Atlas's innovation and engineering prowess, as our team has painstakingly designed the Race to fit the needs of endurance athletes around the world. It all starts with the insanely light, yet durable 7075 aluminum used to craft the Speed V-Frame. This frame, combined with the Nytex decking creates the platform to deliver speed, stability and flotation. The Adjustable Spring-Loaded™ Suspension suspends the snowshoe close underfoot so it can move freely with its intended articulation. It's also adjustable to three different settings so you can fine tune your desired responsiveness. This innovative technology allows for impact absorption, natural side-to-side flex and deeper crampon penetration for an uncompromised stride. The Z-Speed Race binding consists of a hydrophobic strap in a Z-configuration that holds your foot comfortably and securely. The binding is also removeable to allow for direct mounting of your desired footwear for the ultimate in customizable snowshoe running technology. Two handy Direct Mount Guides are included with each pair to aid in this process. All in all, the Race truly speaks to Atlas's creativity and engineering prowess and is sure to be loved by snowshoe runners everywhere.

**Available Sizes:** Unisex 22"  
**Weight/Pair:** 2.11 lbs / 0.96 kgs (with binding)  
 1.72 lbs / 0.78 kgs (without binding)

**Surface Area:** 134 sq in

**Features:**

- 7075 Speed V-Frame
- Z-Speed Race Binding
- Direct Mount Capability
- Z-Trac Crampon
- Adjustable Spring-Loaded™ Suspension
- Nytex Decking



Blue



Purple

## SPARK

The Spark is our performance snowshoe for kids and provides the same excellent features and function as our adult snowshoes. The lightweight youth V-Frame™ provides efficient flotation in deep snow while a toe crampon and heel cleat provide the traction needed on varying snow conditions. The simple Grom binding provides a natural fit and feel with a webbing forefoot strap and silicone heel strap that hold securely and make it easy to put these snowshoes on and take them off.

**Available Sizes:** 20"  
**Recommended Ages:** 8-12  
**Weight/Pair:** 2.32 lbs / 1.05 kgs  
**Surface Area:** 121 sq in

**Features:**

- V-Frame™
- Grom Binding
- Toe Crampon
- Heel Cleat
- Fixed Toe Cord



Unisex

## RUN

The Atlas Run snowshoe is a fan-favorite developed to provide a precision fit for snowshoe running or fast and light movement across snow-covered terrain. The Run features the low-profile Speed Helix™ binding with the BOA® Fit System to deliver a fast, effortless, precision fit every time. A compact and minimalist design, the Run comes in a unisex 22" size and is built around the light, but sturdy Speed V-Frame with smooth and soft Nytex decking for flotation. Atlas's classic Spring-Loaded™ Suspension provides for natural articulation, impact absorption, side-to-side flex and deeper crampon penetration for an uncompromised stride. Finally, the Run's Dual-Trac™ toe crampon brings the bite with aluminum teeth aligned under the forefoot for lightweight traction and stability.

**Available Sizes:** Unisex 22"  
**Weight/Pair:** 2.54 lbs / 1.15 kgs  
**Surface Area:** 134 sq in

**Features:**

- 6061 Speed V-Frame
- Speed Helix™ Binding
- Dual-Trac™ Toe Crampon
- Spring-Loaded™ Suspension
- Nytex Decking



Blue



Coral

## MINI

With the fun Atlas snowflake footprints left in the snow with each step, the Mini snowshoes are the perfect tools to instill a love of snowshoeing at a young age and groom the next generation of winter adventurers. The easy-to-use Grom binding delivers a comfortable, secure fit and the binding's easy to use heel strap design means parents spend less time kneeling in the snow.

**Available Sizes:** 17"  
**Recommended Ages:** 4-8  
**Weight/Pair:** 1.90 lbs / 0.86 kgs  
**Surface Area:** 88 sq in

**Features:**

- Kid's Molded V-Frame™
- Grom Binding
- Toe Crampon
- Rotating Toe Cord
- Snowflake Traction

# ACCESSORIES & KITS



## SNOWSHOE TOTE

Carry and store your snowshoes – while keeping them in great shape – with the Atlas snowshoe tote, featuring a roll-top closure for quick top-end loading and versatile sizing.

### Features

- Reinforced Cleat Protection
- Adjustable Shoulder Strap
- Top-Loading Design
- Roll-Top Closure
- Sizes: Medium (23-27") and Large (27-35")



## DELUXE SNOWSHOE TOTE

Show your snowshoes a little love with our Deluxe Snowshoe Tote. An interior stash pouch and generous gear compartment keep your hat, gloves and valuables secure and off the ground. An integrated mesh window helps your snowshoes dry out more efficiently, so they are ready for your next winter adventure.

### Features

- Reinforced Cleat Protection
- Adjustable Backpack Straps
- Velcro Pole Carriers
- Mesh Ventilation Window
- Zip-Over Loading
- Dual Oversized Handles
- Sizes: Medium (23-27") and Large (27-30")



All Mountain  
3-Piece Poles

Trail Walking  
2-Piece Poles

## ADJUSTABLE POLES

Find your rhythm and maintain stability on the most technical terrain. The lightweight Atlas Adjustable Snowshoe Poles feature an adjustable locking mechanism that clamps securely and releases effortlessly, providing easy packability and on-the-fly adjustments.

### ALL MOUNTAIN 3-PIECE POLES

2 adjustment locking mechanisms, 7075 aluminum 3-part shaft, adjustable to 115-140 cm, EVA cork grip and carbide tips.

### TRAIL WALKING 2-PIECE POLES

1 adjustment locking mechanism, 6061-T6 aluminum 2-part shaft, adjustable to 110-130 cm, EVA grip and steel flex tips.



Unisex

## HELIUM-TRAIL KIT

Includes:

- One pair Helium Trail snowshoes
- One pair Trail Walking 2-Piece Poles
- One Snowshoe Tote

**Available Sizes:** Unisex 23", 26"

**Weight/Pair (Snowshoes Only):** 3.55 lbs / 1.61 kgs (26")

**Surface Area:** 175 sq in

**Features:**

- Helium Decking
- Wrapp™ Trail Binding
- Traction Rails
- 19° Heel Lift



Unisex

## ALL-SEASON POLE KIT

This kit contains two all-season baskets and rubber tips, allowing you to use your poles year-round.

# SIZING CHART

Atlas makes lightweight, durable snowshoes for a variety of winter uses. To choose the right snowshoe, consider your weight (with gear), typical snow or trail conditions (dense wet snow, light powder or packed trails) and snowshoe needs (more maneuverability or flotation). In determining which snowshoe is right for you, decide which category and Atlas Technology best fits your needs.

## MEN'S MODEL SIZES

SIZES	LOAD (IN LBS)
TUBULAR 25"	120 - 200 lbs
TUBULAR 30"	150 - 250 lbs
TUBULAR 35"	180 - 300+ lbs
RANGE 26"	120 - 200 lbs
RANGE 30"	150 - 250 lbs
RANGE 35"	180 - 300+ lbs
HELIUM 23"	80 - 160 lbs
HELIUM 26"	150 - 220 lbs
HELIUM 30"	200 - 270+ lbs

## WOMEN'S MODEL SIZES

SIZES	LOAD (IN LBS)
TUBULAR 23"	80 - 160 lbs
TUBULAR 27"	120 - 200+ lbs
RANGE 22"	75 - 150 lbs
RANGE 26"	120 - 200+ lbs
HELIUM 23"	80 - 160 lbs
HELIUM 26"	150 - 220 lbs
HELIUM 30"	200 - 270+ lbs

## SPEED SIZES

SIZES	LOAD (IN LBS)
RACE/RUN 22"	75 - 190 lbs

## YOUTH MODEL SIZES

SIZES	LOAD (IN LBS)
MINI 17"	30 - 80 lbs
SPARK 20"	50 - 120 lbs

# TECHNOLOGY MATRIX

	CATEGORY	BC		ALL-MTN			TRAIL WALKING		SPEED		YOUTH		
		RANGE-BC	MONTANE	HELIUM BC	RANGE-MTN	TREELINE	HELIUM MTN	RANGE-TRAIL	ACCESS	HELIUM TRAIL	RACE	RUN	SPARK
FRAME TECHNOLOGY	<b>NEW</b> REACTIV-TRAC™	■			■			■					
	REACTIV™ FRAME		■			■							
	NYTEX DECKING		■			■		■		■	■		
	NYTEX INFINITY DECKING	■			■			■					
	HELIUM DECK			■			■		■				
BINDING TECHNOLOGY	<b>NEW</b> WRAPP™ STRETCH BINDING							■					
	WRAPP™ MTN BINDING				■	■	■						
	WRAPP™ SWIFT BINDING		■										
	WRAPP™ TRAIL BINDING								■	■			
	PACK-FLAT™ BINDING	■		■									
	Z-SPEED RACE BINDING										■		
	SPEED HELIX™ BINDING											■	
TRACTION TECHNOLOGY	<b>NEW</b> X-TRAC™ CRAMPON				■								
	ALL-TRAC™ TOE CRAMPON		■			■							
	Z-TRAC CRAMPON										■		
	DUAL-TRAC™ TOE CRAMPON											■	
	BC CRAMPON	■		■									
	HELIUM MTN CRAMPON						■						
	TRAIL CRAMPON							■		■			
	TWIN-TRAC™ TOE CRAMPON								■				
	KIDS TOE CRAMPON											■	■
	FULL LENGTH TRACTION	■		■	■		■	■	■	■			
	ADVANCED AFT TRACTION					■			■				
	STABILOCK AFT TRACTION		■										
	ALUMINUM AFT CLEAT										■	■	
ARTICULATION	SPRING-LOADED™ SUSPENSION		■			■					■	■	
	LIGHT-RIDE™ SUSPENSION								■				
	PIVOT LIMITER	■		■	■		■	■	■				
OTHER	19° HEEL LIFT	■	■	■	■	■	■	■	■				
	BOA® FIT SYSTEM				■	■	■					■	
	EZ HEEL BUCKLE		■		■	■	■	■					
	ROCKERED FOOTBED	■	■	■	■	■	■	■					





**SNOW-SHOE**  
C O M P A N Y

**USA**

ATLAS SNOW-SHOE CO.  
Global Product & Marketing  
413 Pine Street, Suite 300  
Seattle, WA 98101  
Customer Service:  
888-482-8527

**NORWAY, FINLAND, ICELAND, DENMARK**

Madshus As  
Industrierveien 29  
N-2836 Biri  
Norway  
Madshus@Madshus.com  
Phone: 61134300

**CANADA**

1 Westside Drive Unit #7  
Toronto, Ontario M9C1B2  
Canada  
+1 866 747 7013

**EUROPE**

K2 Sports Europe GmbH  
Seeshaupter Strasse 62  
82377 Penzberg  
Germany  
info@k2sports.de  
+49 8856 901-0

**JAPAN**

Montbell Co. Ltd.  
Headquarters 2-2-2 Shinmachi Nishi-ku  
Osaka 550-0013 Japan  
{+81}6-6536-5740

www.atlassnowshoe.com  
@atlassnowshoes

2020 ©Atlas Snowshoe Company, all rights reserved. Atlas Snowshoe Company is a registered trademark of K2 Sports in the U.S. and/or other countries worldwide.