



Coolpad Quattro™ 4G

Copyright ©2012 Coolpad Technologies Inc. All rights reserved. Coolpad logo is registered trademarks of Coolpad Technologies Inc. All other trademarks are the property of their respective owners. No part of this user manual may be reproduced, distributed, translated, or transmitted in any form or by any means, electronic or mechanical, including photocopying, recording, or storing in any information storage and retrieval system, without the prior written permission of Coolpad Technologies Inc.

Table of Contents

PHONE OVERVIEW	1
BACK COVER AND BATTERY: 2	
BASIC OPERATIONS	6
POWER ON/OFF	6
HOME SCREEN	7
APPLICATIONS INTERFACE.....	7
CONTACTS.....	7
VIEW AND EDIT CONTACT.....	9
MESSAGING.....	9
COMPOSING SMS/MMS.....	9
DIALING	11

CALL LOG	13
BROWSER.....	14
CLOCK.....	15
CALENDAR.....	15
SENDING E-MAIL	16
MUSIC	18
SOUND RECORDER.....	18
GALLERY.....	18
CAMERA	19
VIDEO	19

INTRODUCTION TO	
METROPCS APPLICATIONS ...	20
IM AND SOCIAL.....	20
MAIL@METRO	20
METRO411	21
APP STORE	21
TOTAL PROTECTION.....	21
METROPCS EASY WI-FI.....	21
METROSTUDIO.....	22
MYEXTRAS	22
MYMETRO.....	22
POCKET EXPRESS	23
RHAPSODY.....	23

SETTINGS	23
WIRELESS & NETWORK.....	23
CALL SETTINGS	24
SOUND	25
DISPLAY	25
LOCATION & SECURITY	25
APPLICATIONS	25
ACCOUNT & SYNC.....	25
PRIVACY.....	26
STORAGE.....	26
LANGUAGE & KEYBOARD.....	26
VOICE INPUT & OUTPUT.....	26
DATE & TIME	26
ABOUT PHONE.....	27

CALCULATOR.....	27
VOICE DIALER	27
SEARCH	27
MAPS	27
NAVIGATION.....	28
PLACES	28
VOICE SEARCH	28
TECHNOLOGICAL DATA.....	29
ACCESSORY LIST	31

IMPORTANT HEALTH INFORMATION AND SAFETY PRECAUTIONS	32
PREVENTION OF HEARING LOSS	38
TIA SAFETY INFORMATION.....	54
FDA CONSUMER UPDATE	75
TEN DRIVER SAFETY TIPS	95
CONSUMER INFORMATION ON SAR (SPECIFIC ABSORPTION RATE)	102

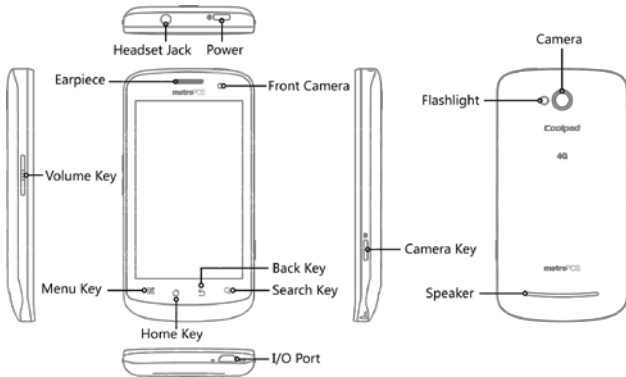
Using this manual

Thank you for purchasing this Coolpad mobile device. Before proceeding further, Coolpad requests that you comply with the following:

1. Please read this manual and the safety precautions therein carefully before using your new device.
2. The content identified in this user manual may differ from the product, or from software provided by service

providers or carriers, and is subject to change without prior notice.

3. Applications, their features and their functions may vary by country, region, or hardware specifications. Coolpad is not liable for performance issues caused by third-party applications.
4. Coolpad is not liable for performance issues or incompatibilities caused by user editing of registry settings.

PHONE OVERVIEW

Note: All the keys on the touch screen interface are all touch keys.

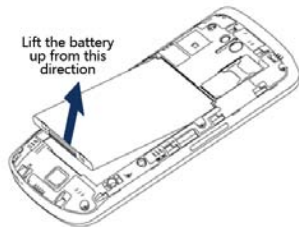
Key	Functionality
Power Key	When the backlight is on, press the button shortly to turn off the backlight. Press and hold the key to select from: Power Off; Restart; Airplane Mode or Silent Mode. While the device is asleep, press the Power Key to wake it up.
Menu Key	Tap for the menu to pop up at the functionality interface
Home Key	Tap to go back to the functionality interface from the application interface
Back Key	Tap to go back to the previous interface
Search Key	Tap to perform a search
Volume Key	Adjust call, ringtone, music and video volumes
Camera Key	Press and hold the camera key to activate the camera application. Once the application is running, press the camera key to take photos or record videos.

BACK COVER AND BATTERY:**Uninstalling the back cover:**

1. With one hand, tightly hold the device face down.
2. With the other hand, slide the back

cover downwards and lift to remove the cover.

Taking out the battery:



1. With one hand, tightly hold the device face down.

2. With the other hand, lift the battery to remove it.

Note: Your device must be powered off before exchanging or uninstalling the battery!

Charging the battery:

1. Insert the end of the USB cable corresponding to your device into the I/O port.
2. Connect the other end of the USB cable to the power plug, and insert the power plug into the outlet. When

these steps are completed, your device can be charged.

3. If your battery has been not used for a long time, it will gradually discharge. If this happens and you want to use your device, you must first recharge the battery.

Notes:

- 1) You can view battery information by use of the battery icon located in the tray.
- 2) When your device is powered on and charging is in progress, the battery

icon in the tray will display a charging status. While your device is powered off and charging is in progress, the charging icon will be displayed on the screen.

- 3) When the battery is at low levels, your device will automatically power off. Please recharge the battery to continue using your device.

PHONE CARD AND SD CARD

You can use your device to perform certain operations without a phone card, but functionalities related to network and

telecommunications are not available without a phone card. Your device is a LTE 4G Networks mobile phone and will only operate properly with a corresponding phone card.

Note: To use a microSD card, insert and push it into the card slot, the card slot is located at the left of phone card slot; pull down on the card to remove it from the slot. Please take good care of your phone card and SD card. Do not bend, scratch, or expose your phone or SD card to static electricity or water.

BASIC OPERATIONS

POWER ON/OFF

1. When your device is powered off, press and hold the Power key to power on and boot up the main interface.
2. When your device is powered on, press and hold the Power key for “Phone options” to select from: Airplane Mode; Silent Mode; Restart or Power Off based on your needs.

HOME SCREEN

On the Home screen, you can easily and conveniently view applications by sliding your finger to the left or right to scroll through its pages. Tap the Menu Key to Add and Manage applications, Change the wallpaper, Edit, and Access phone settings.

APPLICATIONS INTERFACE

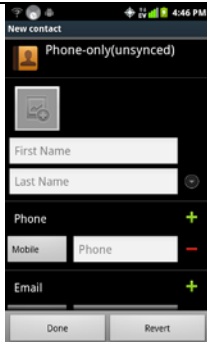
Under the applications interface, enter its Editing mode, press, hold, and drag the selected application to adjust its location.

CONTACTS

In “Contacts”, you can store and manage contact information. Select your contact to edit your contact’s name, phone number, e-mail address, and other information. Also, you can execute various communication options (e.g. send a SMS) from the Contact’s interface. Moreover, you can view, add, and manage your Contacts information.

Create New Contact

1. Tap the Contact icon on the home interface
2. Tap the Menu key and select “New contact” to enter the interface for creating a new contact.
3. Input the contact information and tap “Done” to finish creating the new contact.



View and edit contact

Select the contact to view details for that contact:

1. You can view and/or edit the contact's stored information.
2. Tap the Menu key and select "Edit contact" to edit information pertaining to the contact. When finished editing, tap "Done" to save the changes and exit the interface.

Search for contact(s)

Your device features a searching functionality for Contacts. Tap the Menu key and select "Search", then input key words to quickly search for your desired contact.

MESSAGING**COMPOSING SMS/MMS**

1. Tap the Messaging icon to enter the messaging main interface, and then tap "Compose new message" to create a new message. Directly input the message recipient's phone number

into the “To:” box or tap the Recipient icon to select the desired recipient(s) from your Contacts list.

2. Type your desired message into the message box.
3. Tap “Send” to send your message. If you tap the “Back” button prior to sending the message, the message will be automatically saved as a draft.
4. You can tap the Menu key to attach photos, audio files and videos based on your needs.

Searching messages

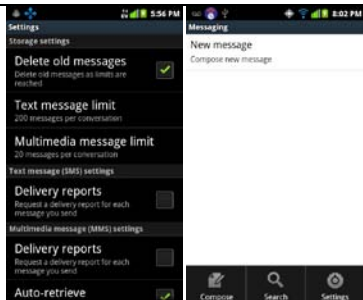
At the main messaging interface, tap the Menu key to select “Search” from the pop-up menu and input key words to search for your desired message(s).

Settings

1. At the main messaging interface, tap the Menu key to select “Settings” from the pop-up menu.
2. You can access various settings for message storage, SMS, MMS, notifications, signature, send options, and message statistics.

DIALING

You can dial a phone number through the Dialpad, Contacts, or Call log interfaces. From the main interface, select “Phone” to access the Dialpad and input the phone number with the on-screen keyboard. Tap the green Call icon to place the call. For other dialing methods, please refer to the relevant sections.

Answering a call

When you receive an incoming call, slide your finger across the screen to answer it.

Answering/Placing a call via earphone

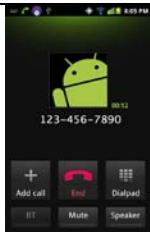
During incoming calls: When there is an incoming call, the backlight is on automatically. Short press to answer while long press to hand up.

During active calls: Both Short press and Long press to hand up.

Functionalities during active calls

On the active call interface, tap “Mute” to mute your voice but continue

hearing the receiver's; tap “Speaker” to activate the Speaker function; tap “+” to access Dialpad to add a new caller; tap “Dialpad” to access the input keyboard of the active call interface. If a Bluetooth accessory is connected, tap “BT” to switch to Bluetooth mode. Tap “End” to end the call.

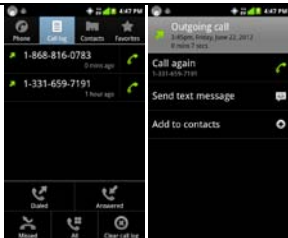


1. Select a specific list/history to view its details.
2. Tap the green Call icon to call the selected phone number; tap “Send text message” to send a message to the selected phone number; and tap “Add to contacts” to add and store the selected phone number or tap 'View contact' to view the contact.

CALL LOG

The call log stores your dialed, received and missed calls.

Basic operations



Deleting the call log

At the main call log interface, tap the Menu key and select “Clear call log”. This command will clear all the call

histories within the call log.

BROWSER

With the device's web browser, you can easily connect to a network and webpage(s). While accessing a website, you can perform basic web browsing operations, such as opening a new window, adding bookmarks, and refreshing the website, by tapping the Menu key and selecting the desired command.

Note: Access to the network depends on if the network service provider offers the

requested service and whether you have subscribed to it. Please contact the network service provider for specific details.

CLOCK

With the clock function, you can set alarm time(s), alarm ringtone(s), and day(s) to repeat the alarm.

CALENDAR

Calendar records events, meetingsevents, meetings and appointments to manage your schedule.
Open Calendar to view events you've

created or that others have invited you to attend. To switch between different views of the calendar, tap either “Agenda”, “Day”, “Week”, or “Month”. To add events to the Calendar, long press the date in any Calendar view you want to add events, in the pop-up context menu, click “New event” to create new event, and tap on “Done” to save the event on the Calendar.

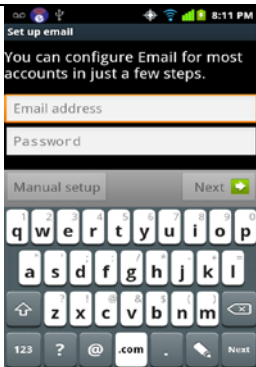


SENDING E-MAIL

With your device, you can send, receive, and manage e-mails.

Creating a new account

Before using the e-mail function, you must first set up your own e-mail address/mailbox. You can apply for an e-mail address and/or mailbox from third-party websites, or use your own pre-existing e-mail address/mailbox.



Account management

At the e-mail inbox interface, tap the Menu key to select your account. Press and hold the selected e-mail account to access a pop-up menu with account settings and operations. At the account interface, tap the Menu key to add e-mail accounts.

Note: If you do not specify which account to use to send your e-mail, the system will use the default account to send your e-mail.

Composing new e-mail

At the e-mail inbox interface, tap

the Menu key and select “Compose” to compose a new e-mail message. Manually input the receiver’s e-mail address into the “To:” box, write the Subject and Content of the message, and tap “Send” to deliver the e-mail to the specified receiver.

MUSIC

Select the Music application to enter the Music interface, where you can view and select to play audio files organized by song titles, playlists, albums, or artists. While a song is playing, you can perform

operations such as Stop, Pause/Play, Previous, Next, and Set loop mode.

SOUND RECORDER

Your device provides Sound Recorder to record your voice or other sounds, and share recordings via Bluetooth, Messaging or Gmail.

GALLERY

Select the “Gallery” application from the Applications menu. From the Gallery interface, you can perform operations such

as managing and viewing photos and videos.

CAMERA

Your device has front and rear cameras for taking photos and videos.

Taking pictures

Select the “Camera” application from the Applications menu. While in the camera interface, tap the icons shown on the screen to adjust the white balance, picture size, picture quality, color effect(s), etc. for your photo. After adjusting your

camera settings, aim your camera lens and tap “Shoot” to capture the image. Tap the picture to delete, share, set the picture as wallpaper, or perform other operations.

Note: please remove the camera lens cover before using the camera.

VIDEO

Select the “Camcorder” application from the applications menu. While in the camcorder interface, tap the icons shown on the interface to adjust the color effect(s), white balance, video quality, etc. for your

video. After adjusting your settings, aim your camera lens and tap “Shoot” to start recording a video. While the video is shooting, the amount of time available for recording and the amount of time that has been recorded is displayed at the bottom of the screen. Tap the button to stop recording the video. Tap the video to delete, share, and play your short video(s).

INTRODUCTION TO MetroPCS applications

IM AND SOCIAL

With your MetroPCS cell phone, you can stay connected to your friends through Facebook, Twitter, and instant messaging (IM) all through one easy-to-use application, IM and Social. Open up the application and log in to your accounts to get started.

MAIL@METRO

With Mail@metro, you can send

Coolpad

and receive email wherever you go. You can directly access your existing e-mail account from your MetroPCS phone as well as set up alerts for when new emails are received.

METRO411

With Metro411, you have quick and easy access to directory assistance information through one of the MetroPCS Directory Assistance Services.

APP STORE

Download the most popular games

Coolpad Quattro™ 4G

and applications from the Metro App Store to customize your phone.

TOTAL PROTECTION

To give the user the best protection against viruses and spyware, we've combined all the great features of MetroGUARD and MetroBACKUP into a single application. You can adjust your cell phone's security and backup settings for your desired level of protection.

METROPCS EASY WI-FI

With MetroPCS Wi-Fi, your

MetroPCS cell phone can find and connect to hundreds of thousands of free Wi-Fi hotspots around the world. Add to and save personalized lists of your own hotspot accounts, such as the Wi-Fi bundled with your home service or with other network.

MetroSTUDIO

Metro Studio offers full song tracks, ringtones and ringback tones from today's hottest artists. Watch TV shows, news, sports, and other entertainment on your cell phone with "Video On Demand".

MYEXTRAS

MyExtras provides you with informational content such as weather forecasts, sports scores, entertainment highlights and information about local events, promotional offers, and exclusive discounts.

MYMETRO

myMetro can help you manage your MetroPCS account from anywhere and at anytime. View your account information, pay your bill, add features, and more directly from your mobile phone screen.

POCKET EXPRESS

Pocket Express streamlines your customized news sources for quicker and easier perusal at your fingertips. View news, sports, weather, maps, and more without the browse-and-wait of mobile Internet.

RHAPSODY

Rhapsody is one of the leading online music subscription services in the United States. A subscription allows members access to numerous full-length songs from almost anywhere, such as web

browsers, mobile applications, MP3 players, and hi-fi systems.

SETTINGS**WIRELESS & NETWORK**

You can adjust your cell phone's wireless and network settings such as putting your phone in airplane mode and modifying your Bluetooth connections.

Airplane mode: Select this option to stop all wireless connections.

Wi-Fi: Tap to turn on/off Wi-Fi.

Wi-Fi settings: You can adjust the settings

for Wi-Fi and other networks.

Bluetooth: Tap to turn on/off Bluetooth.

Bluetooth settings

Your device supports Bluetooth. Your Bluetooth device can connect with your device from up to 10 meters. If there is any obstacle between the transmitting and receiving devices, the Bluetooth signal may be disrupted and/or weakened. At the Settings interface, select “Bluetooth Settings” to enter the interface. Tap “Bluetooth” to turn it on, tap “Device Name” to change the Bluetooth device’s

name, tap “Discoverable” to let your device be viewed by other Bluetooth devices (it is only discoverable for 120 seconds), tap “Scan for Devices” to search for other discoverable devices.

Bluetooth® QD ID B019717

CALL SETTINGS

You can adjust your call settings as well as set your voicemail. Before using this network service, please consult your network service provider to confirm if you have opened or subscribed to this service.

SOUND

You can set the general volume for incoming calls, notifications, applications, media, and alerts.

DISPLAY

You can adjust the brightness of your cell phone, the auto-rotate settings, animations and screen timeout.

LOCATION & SECURITY

You can adjust your settings for detecting your location, screen lock properties, password storage, device

administration, credential storage, and other security features.

APPLICATIONS

You can adjust the installation of non-market applications, manage and delete installed applications, view and control current running services, etc.

ACCOUNT & SYNC

You can add or modify accounts, control auto-sync properties, and set how background data is saved.

PRIVACY

You can set back-up and data restore properties, reset the phone back to factory settings, adjust privacy levels, etc.

Note: If you have established password protection, you must verify your password before resetting the phone to factory settings.

STORAGE

You can view your disk space usage statistics on your microSD card and internal hard drive.

LANGUAGE & KEYBOARD

You can select and set the language on your cell phone, adjust keyboard input method(s), and modify the user dictionary.

VOICE INPUT & OUTPUT

You can adjust voice input and output settings on this interface.

DATE & TIME

You can set the date and time manually or have them automatically updated.

ABOUT PHONE

At this interface, you can view cell phone status information, check for system updates, and view battery use, legal information, model number, OS version, etc.

CALCULATOR

Your device provides Calculator for your using to solve simple arithmetic problems or solve more complex equations with its advanced operators.

VOICE DIALER

Your device provides a Voice Dialer that recognizes your spoken commands to dial phone numbers, and launch phone features like Calendar.

SEARCH

Your device provides Google Search for you to view webpages and search for information on the web

MAPS

Your device provides Maps to find your current location, get directions, other

location-based information.

NAVIGATION

Your device provides Google Maps Navigation is an internet-connected, turn-by-turn, GPS navigation system with voice guidance.

PLACES

Your device provides Google Places for you to find places of interest near your location.

VOICE SEARCH

Your device supports Voice Search,

which searches your phone and the internet using spoken criteria.

TECHNOLOGICAL DATA

Basic Specifications	
Size	126×66×12.9mm
Type	PDA
Antenna	Built-in
Network Modes	CDMA 1X – Cellular/PCS/AWS CDMA 1X EVDO Rev.A - PCS/AWS LTE B2/B4
Memory	512MB NAND+512MB DDR SDRAM
Camera	Rear camera: 3.0 megapixels Front camera: 0.3 megapixels

Interface	Top: 3.5 CTIA headset jack Bottom: Micro USB	
Screen parameters		
Type	Size	Resolution
WVGA	4.05 inch	480*800
Accessories		
Battery	Name	CPLD-74
	Specific capacity	1600mAh
	Normal voltage	3.7V

ACCESSORY LIST

Series No.	Name	Quantity	Series No.	Name	Quantity
1	Device body	1	6	Phone Card	1
2	Battery	1	7	Quick reference guide	1
3	Travel charger	1	8	Quick start guide	1
4	USB cable	1	9	Health/safty/ Warranty Guide	1
5	2G microSD Card	1	10	Accessory Coupon	1

Note: The accessories listed on the Accessory list are the standard items that come with the purchase of your phone.

**IMPORTANT HEALTH
INFORMATION AND SAFETY
PRECAUTIONS**

When using this product, the safety precautions below must be taken to avoid possible legal liabilities and damages. Retain and follow all product safety and operating instructions. Observe all warnings in the product operating instructions. To reduce the risk

of bodily injury, electric shock, fire and damage to the equipment, observe the following precautions.

**SAFETY PRECAUTIONS FOR
PROPER GROUNDING
INSTALLATION**

CAUTION: Connecting to improperly grounded equipment can result in an electric shock to either you or your device. This product is equipped with a USB Cable

for connecting to a desktop or notebook computer. Be sure your computer is properly grounded before connecting this product to the computer. The power supply cord of a desktop or notebook computer has an equipment-grounding conductor and a grounding plug. The plug must be plugged into an appropriate outlet which is properly installed and grounded in accordance with all local codes and

ordinances.

SAFETY PRECAUTIONS FOR POWER SUPPLY UNIT

Use the correct external power source. A product should be operated only from the type of power source indicated on the electrical ratings label. If you are not sure of the type of power source required, consult your authorized service provider or local power company. For a product that

Coolpad

operates from battery power or other sources, refer to the operating instructions that are included with the product.

ELECTRICAL SAFETY

This product is intended for use when supplied with power from the designated battery or power supply unit. Other usage may be dangerous and will invalidate any approval given to this product. **Handle battery packs carefully.** This product

Coolpad Quattro™ 4G

contains a Li-ion battery. There is a risk of fire and burns if the battery pack is handled improperly. Do not attempt to open or service the battery pack. Do not disassemble, crush, puncture, short external contacts or circuits, dispose of in fire or water, or expose a battery pack to temperatures higher than 60°C (140°F). **NOTE:** Danger of explosion if battery is incorrectly replaced. To reduce risk of fire

Coolpad

or burns, do not disassemble, crush, puncture, short external contacts, expose to temperature above 60°C (140°F), or dispose of in fire or water. Replace only with specified batteries. Recycle or dispose of used batteries according to all applicable local regulations, or in accordance with the instructions in the reference guide.

Take these other precautions:

1. Keep the battery or device dry and

Coolpad Quattro™ 4G

away from water or any liquid as it may cause a short circuit.

2. The phone should be connected only to products that bear the USB-IF logo or have completed the USB-IF compliance program.
3. Keep metal objects away so they don't come in contact with the battery or its connectors as it may lead to short circuit during operation.

4. Always keep the battery out of the reach of babies and small children, to avoid swallowing of the battery. Consult a doctor immediately if the battery is swallowed.
5. Do not use a battery that appears damaged, deformed, or discolored, or one that has any rust on its casing, overheats, or emits a foul odor.
6. Use of an unqualified battery or charger may present a risk of fire, explosion, leakage or other hazard.
7. Only use the battery with a charging system that has been qualified with the system per this standard: IEEE-Std-1725-200x.
8. Use of an unqualified battery may present a risk of fire, explosion, leakage or other hazard.
9. Replace the battery only with another

Coolpad

battery that has been qualified with the system per this standard: IEEE-Std-1725-200x.

10. Avoid dropping the phone or battery. If the phone or battery is dropped, especially on a hard surface, and the user suspects damage, take it to a service center for inspection.
11. If the battery leaks: Do not allow the leaking fluid to come in contact with

Coolpad Quattro™ 4G

eyes. If contact occurs, **DO NOT** rub; rinse with clean water immediately and seek medical advice. Do not allow the leaking fluid to come in contact with skin or clothing. If contact occurs, flush the affected area immediately with clean water and seek medical advice. Take other precautions to keep a leaking battery away from fire as there is a danger of

ignition or explosion.

PREVENTION OF HEARING LOSS

CAUTION: Permanent hearing loss may occur if earphones or headphones are used at high volume for prolonged periods of time.

SAFETY PRECAUTIONS FOR DIRECT SUNLIGHT

Keep this product away from excessive moisture and extreme temperatures. Do not

leave the product or its battery inside a vehicle or in places where the temperature may exceed 60°C (140°F), such as on a car dashboard, window sill, or behind glass that is exposed to direct sunlight or strong ultraviolet light for extended periods of time. This may damage the product, overheat the battery, or pose a risk to the vehicle.

ENVIRONMENTAL RESTRICTIONS

Coolpad

Do not use this product in gas stations, fuel depots, chemical plants or where blasting operations are in progress, or in potentially explosive atmospheres such as fueling areas, fuel storehouses, below deck on boats, chemical plants, fuel or chemical transfer or storage facilities, and areas where the air contains chemicals or particles, such as grain, dust, or metal powders. Please be aware that sparks in

Coolpad Quattro™ 4G

such areas could cause an explosion or fire resulting in bodily injury or even death.

AIRCRAFT SAFETY

Due to the possible interference caused by this product to an aircraft's navigation system and its communications network, using this device's phone function on board an airplane is against the law in most countries. If you want to use this device

when use of other electronic devices is permitted on board an aircraft, you must switch to Airplane Mode, which turns off RF functions that could cause interference.

ROAD SAFETY

In many jurisdictions, vehicle operators are not permitted to use communication services with handheld devices while the vehicle is in motion, except in the case of emergency. In some countries, using

hands-free devices as an alternative is allowed.

SAFETY PRECAUTIONS FOR RF EXPOSURE

1. Use of non-original, manufacturer-approved accessories may violate your local RF exposure guidelines and should be avoided.
2. Use only original, manufacturer-approved accessories

when such accessories contain metal of any kind.

3. Avoid using your phone near strong electromagnetic sources, such as microwave ovens, sound speakers, TV and radio.
4. Avoid using your phone near metal structures (for example, the steel frame of a building).

EXPLOSIVE ATMOSPHERES

When in any area with a potentially explosive atmosphere or where flammable materials exist, the product should be turned off and the user should obey all signs and instructions. Sparks in such areas could cause an explosion or fire resulting in bodily injury or even death. Users are advised not to use the equipment at refueling points such as service or gas stations, and are reminded of the need to

observe restrictions on the use of radio equipment in fuel depots, chemical plants, or where blasting operations are in progress. Areas with a potentially explosive atmosphere are often, but not always, clearly marked. These include fueling areas, below deck on boats, fuel or chemical transfer or storage facilities, and areas where the air contains chemicals or particles, such as grain, dust, or metal

powders.

INTERFERENCE WITH MEDICAL EQUIPMENT FUNCTIONS

This product may cause medical equipment to malfunction. The use of this device is prohibited in most hospitals and medical clinics. If you use any personal medical device(s), consult the manufacturer of your device(s) to determine if the device(s) are adequately shielded from external RF

Coolpad

energy. Your physician may be able to assist you in obtaining this information. Turn your phone OFF in health care facilities when any regulations posted in these areas instruct you to do so. Hospitals or health care facilities may be using equipment that could be sensitive to external RF energy.

HEARING AIDS

Some digital wireless phones may interfere

Coolpad Quattro™ 4G

with some hearing aids. In the event of such interference, you may want to consult your service provider, or call the customer service line to discuss alternatives.

NON-IONIZING RADIATION

Your device has an internal antenna. This product should be operated in its normal-use position to ensure the radiative performance and safety from interference. As with other mobile radio transmitting

equipment, users are advised that for satisfactory operation of the equipment and for personal safety, it is recommended that no part of the human body be allowed to come too close to the antenna during operation of the equipment.

Use only the supplied integral antenna. Use of unauthorized or modified antennas may impair call quality and damage the phone, causing loss of performance and SAR

levels exceeding the recommended limits, as well as result in non-compliance with local regulatory requirements in your country. To assure optimal phone performance and ensure human exposure to RF energy is within the guidelines set forth in the relevant standards, always use your device only in its normal-use position. Contact with the antenna area may impair call quality and cause your device to

operate at a higher power level than needed.

Avoiding contact with the antenna area when the phone is in use optimizes the antenna performance and the battery life.

BATTERY INFORMATION AND PRECAUTIONS

To assure product safety, there shall be precautions below.

! Danger

- Use dedicated chargers and follow the specified conditions when charging the cell.
- Use the cell only in the specified equipment.
- Do not heat or put the cell into the fire. Do not wet the cell.
- Do not use, leave cell close to fire or inside of a car where temperature may be above 60°C. Also do not charge /discharge

in such conditions.

- Do not put or store cell together with metal articles such as necklaces, hairpins, coins, or screws.
- Do not short circuit the (+) and (-) terminals with metal conductors.
- Do not place cell in a device with the (+) and (-) in a reverse way.
- Do not penetrate cell with a sharp articles such as a needle.

- Do not disassemble the cell.
- Do not weld the cell directly.
- Do not use a cell with serious scar or deformation.
- Thoroughly read the user's manual before use, inaccurate handling of polymer lithium ion cell may results in heat, fire, explosion, damage or the capacity loss of the cell.

! Warning

Coolpad

- Do not put cell into a heating vessel, washing machine or high-pressure container.
- Do not use cell with primary batteries, or batteries of a different package, type, or brand.
- Stop charging the cell if charging is not completed within the specified time.
- Stop using the cell if abnormal heat, odor, discoloration, deformation or abnormal

Coolpad Quattro™ 4G

- condition is detected during use, charge, or storage.
- Keep away from cell immediately when leakage or foul odor is detected.
- Wash well with clean water immediately if liquid leaks onto your skin or clothes.
- If liquid leaking from the cell gets into your eyes, do not rub your eyes. Wash them well with clean water and call physician immediately.

! Caution

- Store batteries out of reach of children so that they are not accidentally swallowed.
- If younger children use the cell, their guardians should explain the proper handling.
- Be sure to read the user's manual and cautions on handling thoroughly before using the cell.
- Batteries have cycle life. Use one new

- cell, the same brand, to replace the old one, if work time of the equipment using cell as power sources becomes much shorter than the usual.
- Remove a cell from equipment immediately whose cycle life has expired.
 - Remove it from the equipment and store in a place with low humidity and temperature if the cell is not used for an extended period.

Coolpad

- Keep it far away from articles or materials with static electric charges while the cell is charged, used or stored.
- Wipe with a dry clothe before using the cell if the terminals of the cell become dirty.

THE SAFETY INSTRUCTIONS OF TRAVEL CHARGER

Please read the following information carefully.

Coolpad Quattro™ 4G

1. The maximum ambient temperature should not exceed 40°C.
2. The Ravel Charger shall be installed according to specification. The current of load and output power shall not exceed the following value:

Input: AC100-240V~ 50/60Hz 0.15A

Output: DC5V  1A

3. The ravel Charger shall be used for I.T. Equipment only.

Coolpad

4. For indoor use only.
5. Cleaning – Unplug this from the wall outlet before cleaning. Do not use liquid cleaners or aerosol cleaners to clean, but a dryer cloth is permitted.
6. Water and moisture – Do not use this product under moist environment.
7. Servicing – Do not attempt to service this product by yourself as opening or removing covers. It may

Coolpad Quattro™ 4G

- expose you to dangerous voltage or other hazards. There is no service in it.
8. Unplug this apparatus during lighting storms or unused for a long time.
9. This Travel Charger is not intended to be repaired by service personal in case of failure or component defect.

FCC NOTICE AND CAUTIONS

This device and its accessories comply with Part 15 of FCC Rules.

Operation is subject to the following two conditions:

- (1) This device and its accessories may not cause harmful interference.
- (2) This device and its accessories must accept any interference received, including interference that may cause undesired operation.

Part 15.21 Statement :

Changes or modifications that are not expressly approved by the manufacturer could void the user's authority to operate the equipment.

Part of Statement 15.105:

This equipment has been tested and found to comply with the limits for a class B digital device, pursuant to Part 15 of the

FCC Rules. These limits are designed to provide reasonable protection against harmful interference in a residential installation. This equipment generates, uses, and can radiate radio frequency energy and, if not installed and used in accordance with the instructions, may cause harmful interference to radio communications. However, there is no guarantee that interference will not occur in a particular

installation. If you experience interference with reception (e.g., television), determine if this equipment is causing the harmful interference by turning the equipment off and then back on to see if the interference is affected.

If necessary, try correcting the interference by one or more of the following measures:

- Reorient or relocate the receiving antenna.

Coolpad

- Increase the separation between the equipment and receiver.
- Connect the equipment into an outlet on a circuit different from that to which the receiver is connected.
- Consult the dealer or an experienced radio/TV technician for help.

HAC

This phone has been tested and rated for use with hearing aids for some of the

Coolpad Quattro™ 4G

wireless technologies that it uses. However, there may be some newer wireless technologies used in this phone that have not been tested yet for use with hearing aids. It is important to try the different features of this phone thoroughly and in different locations, using your hearing aid or cochlear implant, to determine if you hear any interfering noise. Consult your service provider or the manufacturer of this

phone for information on hearing aid compatibility. If you have questions about return or exchange policies, consult your service provider or phone retailer.

TIA SAFETY INFORMATION

The following is the complete TIA Safety Information for wireless handheld phones:

Exposure to Radio Frequency Signal

Your wireless handheld portable phone is a low power radio transmitter and receiver.

When ON, it receives and sends out Radio Frequency (RF) signals. In August, 1996, the Federal Communications Commissions (FCC) adopted RF exposure guidelines with safety levels for handheld wireless phones. Those guidelines are consistent with the safety standards previously set by both U.S. and international standards bodies:

ANSI C95.1 (1992) *

NCRP Report 86 (1986)

ICNIRP (1996)

* American National Standards Institute; National Council on Radiation Protection and Measurements; International Commission on Non-Ionizing Radiation Protection. Those standards were based on comprehensive and periodic evaluations of the relevant scientific literature. For example, over 120 scientists, engineers,

and physicians from universities, government health agencies, and industry reviewed the available body of research to develop the ANSI Standard (C95.1). The design of your phone complies with the FCC guidelines (and those standards).

Antenna Care

Use only the supplied or an approved replacement antenna. Unauthorized antennas, modifications, or attachments

Coolpad

could damage the phone and may violate FCC regulations.

Phone Operation

NORMAL POSITION: Hold the phone as you would any other telephone with the antenna pointed up and over your shoulder.

Tips on Efficient Operation

For your phone to operate most efficiently: Don't touch the antenna unnecessarily when the phone is in use. Contact with the

Coolpad Quattro™ 4G

antenna affects call quality and may cause the phone to operate at a higher power level than otherwise needed.

Driving

Check the laws and regulations on the use of wireless phones in the areas where you drive and always obey them. Also, if using your phone while driving when, where and as permitted by law, you **MUST** observe the following:

1. Give full attention to driving -- driving safely is your first responsibility;
2. Use hands-free operation, if available;
3. Pull off the road and park before making or answering a call if driving conditions or the law requires that you do so.

Pacemakers

The Health Industry Manufacturers Association recommends that a minimum separation of six (6) inches be maintained between a handheld wireless phone and a pacemaker to avoid potential interference with the pacemaker. These recommendations are consistent with the independent research by and recommendations of Wireless Technology Research.

Persons with pacemakers:

1. Should ALWAYS keep the phone more than six (6) inches from their pacemaker when the phone is turned ON;
2. Should not carry the phone in a breast pocket;
3. Should use the ear opposite the pacemaker to minimize the potential for interference;

4. Should turn the phone OFF immediately if there is any reason to suspect that interference is taking place.

Electronic Devices

Most modern electronic equipment is shielded from RF signals. However, certain electronic equipment may not be shielded against the RF signals from your wireless phone.

Hearing Aids

Some digital wireless phones may interfere with some hearing aids. In the event of such interference, you may want to consult your service provider (or call the customer service line to discuss alternatives).

Other Medical Devices

If you use any other personal medical device, consult the manufacturer of your device to determine if it is adequately

shielded from external RF energy. Your physician may be able to assist you in obtaining this information.

Vehicles

RF signals may affect improperly installed or inadequately shielded electronic systems in motor vehicles. Check with the manufacturer or its representative regarding your vehicle. You should also consult the manufacturer of any equipment

Coolpad

that has been added to your vehicle.

Health Care Facilities

Turn your phone OFF in health care facilities when any regulations posted in these areas instruct you to do so. Hospitals or health care facilities may use equipment that could be sensitive to external RF energy.

Aircraft

FCC regulations prohibit using your phone

Coolpad Quattro™ 4G

while in the air. Switch OFF your phone before boarding an aircraft.

Posted Facilities

Turn your phone OFF in any facility where posted notices so require.

Blasting Areas

To avoid interfering with blasting operations, turn your phone OFF when in a “blasting area” or in areas posted: “Turn off two-way radio”. Obey all signs and

instructions.

Potentially Explosive Atmosphere

Turn your phone OFF when in any area with a potentially explosive atmosphere and obey all signs and instructions. Sparks in such areas could cause an explosion or fire resulting in bodily injury or even death.

Areas with a potentially explosive atmosphere are often, but not always

marked clearly. Potential areas may include: fueling areas (such as gasoline stations); below deck on boats; fuel or chemical transfer or storage facilities; vehicles using liquefied petroleum gas (such as propane or butane); areas where the air contains chemicals or particles (such as grain, dust, or metal powders); and any other area where you would normally be advised to turn off your

vehicle engine.

For Vehicles Equipped with an Air Bag

An air bag inflates with great force. DO NOT place objects, including either installed or portable wireless equipment, in the area over the air bag or in the air bag deployment area. If in-vehicle wireless equipment is improperly installed and the air bag inflates, serious injury could result.

SAFETY INFORMATION

Please read and observe the following information for safe and proper use of your phone and to prevent damage. Also, keep the user guide in an accessible place at all times after reading it.

Violation of the instructions may cause minor or serious damage to the product.

1. Do not disassemble, open, crush, bend or deform, puncture or shred your equipment.

Coolpad

2. Do not modify or remanufacture your equipment. Do not attempt to insert foreign objects into the battery. Do not immerse your equipment in water or other liquids, or expose it to water or other liquids, fire, explosions or other hazards.
3. Do not short circuit the battery or allow metallic conductive objects to contact the battery terminals.

Coolpad Quattro™ 4G

4. Avoid dropping the phone or battery. If the phone or battery is dropped, especially on a hard surface, and the user suspects damage, take it to a service center for inspection.
5. Only use the battery with the system for which it is specified.
6. Promptly dispose of used batteries in accordance with all applicable laws and regulations.

7. Battery usage by children should be supervised.
8. Only use the battery with a charging system that has been qualified with the system per the standards set forth herein. Use of an unqualified battery or charger may present a risk of fire, explosion, leakage, or other hazard.
9. For those host devices that utilize a USB port as a charging source, check

the host device's user manual for the USB-IF logo or some other means to ensure that it has completed the USB-IF compliance program.

Charger and Adapter Safety

1. The charger and adapter are intended for indoor use only.
2. Insert the battery pack charger vertically into the wall power socket.

3. Only use the approved battery charger. Otherwise, you may cause serious damage to your phone.
4. Use the correct adapter for your phone when using the battery pack charger abroad.

Battery Information and Care

1. Please dispose of your battery properly or take it to your local wireless carrier for recycling.

2. The battery doesn't need to be empty before recharging.
3. Use only Coolpad-approved chargers specific to your phone model because they are designed to maximize battery life.
4. Do not disassemble or short-circuit the battery.
5. Keep the battery's metal contacts clean.

6. Replace the battery when it no longer provides acceptable performance. The battery can be recharged several hundred times before replacement.
7. Recharge the battery after long periods of non-use to maximize battery life.
8. Battery life will vary due to usage patterns and environmental conditions.
9. Use of extended backlighting, Browser, and data connectivity kits affect battery life and talk/standby times.
10. The self-protection function of the battery cuts the power of the phone when its operation is in an abnormal state. In this case, remove the battery from the phone, reinstall it, and turn the phone on.

Explosion, Shock, and Fire Hazards

1. Do not put your phone in a place that is subject to excessive dust, and always keep the minimum required distance between the power cord and heat sources.
2. Unplug the power cord prior to cleaning your phone, and clean the power plug pin when it's dirty.
3. When using the power plug, ensure that it's firmly connected.
4. If you put your phone in a pocket or bag without covering the receptacle of the phone (power plug pin), metallic articles (such as a coin, paperclip or pen) may short-circuit the phone. Always cover the receptacle when not in use.
5. Don't short-circuit the battery. Metallic articles such as a coin,

paperclip or pen in your pocket or bag may short-circuit the + and – terminals of the battery (metal strips on the battery) upon moving.

Short-circuit of the terminal may damage the battery and cause an explosion.

General Notice

1. Using a damaged battery or placing a battery in your mouth may cause

serious injury.

2. Do not place items containing magnetic components such as a credit card, phone card, bank book, or subway ticket near your phone. The magnetism of the phone may damage the data stored in the magnetic strip.
3. Talking on your phone for a long period of time may reduce call quality due to heat generated during

- use.
4. When the phone is not used for a long period time, store it in a safe place with the power cord unplugged.
 5. Using the phone in proximity to receiving equipment (i.e., TV or radio) may interfere with the phone's functions.
 6. Do not use the phone if the antenna is damaged. If a damaged antenna contacts skin, it may cause a slight burn. Please contact a Coolpad Authorized Service Center to replace the damaged antenna.
 7. Do not immerse your phone in water. If this happens, immediately turn the phone OFF and remove the battery. If the phone does not work, take it to a Coolpad Authorized Service Center.
 8. Do not paint your phone.

9. Data, including contact information, ringtones, text messages, voice messages, pictures or videos, and other files that saved in your phone may be deleted due to careless use, phone repair , or software upgrades . Please backup your important phone numbers and all other data that you wish to retain. Neither the manufacturer nor any person or entity associated therewith is liable for any damages of any nature whatsoever due to loss of any or all data stored on any device.
10. When you use the phone in public places, set the ringtone to vibration so you don't disturb others.
11. Do not turn your phone on or off while the device is in close proximity to your ear.

12. Use accessories, such as earphones and headsets, with caution. Ensure that cables are tucked away safely and do not touch the antenna unnecessarily.

Caution:

Avoid potential hearing loss.

Prolonged exposure to loud sounds

(including music) is the most common cause of preventable hearing loss. Some scientific research suggests that using portable audio devices, such as portable music players and cellular telephones, at high volume settings for long durations may lead to permanent noise induced hearing loss. This includes the use of headphones (including headsets, earbuds and Bluetooth® or other wireless devices).

Exposure to very loud sound has also been associated in some studies with tinnitus (a ringing in the ear), hypersensitivity to sound and distorted hearing. Individual susceptibility to noise induced hearing loss and other potential hearing problems varies. The amount of sound produced by a portable audio device varies depending on the nature of the sound, the device, the device settings and the headphones. You

should follow some commonsense recommendations when using any portable audio device:

1. Set the volume in a quiet environment and select the lowest volume at which you can hear adequately.
2. When using headphones, turn the volume down if you cannot hear the people speaking near you or if the

person sitting next to you can hear what you are listening to.

3. Do not turn the volume up to block out noisy surroundings. If you choose to listen to your portable device in a noisy environment, use noise-cancelling headphones to block out background environmental noise.
4. Limit the amount of time you listen. As the volume increases, less time is

required before your hearing could be affected.

5. Avoid using headphones after exposure to extremely loud noises, such as rock concerts, that might cause temporary hearing loss. Temporary hearing loss might cause unsafe volumes to sound normal.
6. Do not listen at any volume that causes you discomfort. If you

experience ringing in your ears, hear muffled speech or experience any temporary hearing difficulty after listening to your portable audio device, discontinue use and consult your doctor.

You can obtain additional information on this subject from the following sources:

American Academy of Audiology

11730 Plaza American Drive, Suite 300
Reston, VA 20190

Voice: (800) 222-2336

Email: info@audiology.org

Internet: www.audiology.org

**National Institute on Deafness and
Other Communication Disorders**

National Institutes of Health

31 Center Drive, MSC 2320 Bethesda, MD
USA 20892-2320

Voice: (301) 496-7243

Email: nidcdinfo@nih.gov

Internet: <http://www.nidcd.nih.gov/health/hearing>

National Institute for Occupational Safety and Health

Hubert H. Humphrey Bldg. 200
Independence Ave., SW Washington, DC
20201
Voice: 1-800-35-NIOSH (1-800-356-4674)

Internet:
<http://www.cdc.gov/niosh/topics/noise/default.html>

FDA CONSUMER UPDATE

The U.S. Food and Drug Administration's
Center for Devices and Radiological
Health Consumer Update on Mobile
Phones:

1. What is the FDA's role concerning the safety of wireless phones?

Coolpad

Under the law, the FDA does not review the safety of radiation emitting consumer products such as wireless phones before they can be sold, as it does with new drugs or medical devices. However, the agency has authority to take action if wireless phones are shown to emit Radio Frequency (RF) energy at a level that is hazardous to the user. In such a case, the FDA could require the manufacturers of wireless

Coolpad Quattro™ 4G

phones to notify users of the health hazard and to repair, replace, or recall the phones so that the hazard no longer exists.

Although the existing scientific data does not justify FDA regulatory actions, the FDA has urged the wireless phone industry to take a number of steps, including the following:

1. Support needed research into possible biological effects of RF of the type

- emitted by wireless phones;
2. Design wireless phones in a way that minimizes any RF exposure to the user that is not necessary for device function; and
 3. Cooperate in providing users of wireless phones with the best possible information on possible effects of wireless phone use on human health.

The FDA belongs to an interagency working group of the federal agencies that have responsibility for different aspects of RF safety to ensure coordinated efforts at the federal level. The following agencies belong to this working group:

1. National Institute for Occupational Safety and Health
2. Environmental Protection Agency
3. Occupational Safety and Health

Administration

4. National Telecommunications and Information Administration

The National Institutes of Health participates in some interagency working group activities, as well. The FDA shares regulatory responsibilities for wireless phones with the Federal Communications Commission (FCC). All phones that are sold in the United States must comply with

FCC safety guidelines that limit RF exposure. The FCC relies on the FDA and other health agencies for safety questions about wireless phones.

The FCC also regulates the base stations that the wireless phone networks rely upon. While these base stations operate at higher power than do the wireless phones themselves, the RF exposures that people get from these base stations are typically

thousands of times lower than those they can get from wireless phones. Base stations are thus not the subject of the safety questions discussed in this document.

2. Do wireless phones pose a health hazard?

The available scientific evidence does not show that any health problems are associated with using wireless phones. There is no proof, however, that wireless

phones are absolutely safe. Wireless phones emit low levels of Radio Frequency (RF) energy in the microwave range while being used. They also emit very low levels of RF when in standby mode. Whereas high levels of RF can produce health effects (by heating tissue), exposure to low level RF that does not produce heating effects causes no known adverse health effects. Many studies of low level RF

exposures have not found any biological effects. Some studies have suggested that some biological effects may occur, but such findings have not been confirmed by additional research. In some cases, other researchers have had difficulty in reproducing those studies, or in determining the reasons for inconsistent results.

3. What are the results of the research

done already?

The research done thus far has produced conflicting results, and many studies have suffered from flaws in their research methods. Animal experiments investigating the effects of Radio Frequency (RF) energy exposures characteristic of wireless phones have yielded conflicting results that often cannot be repeated in other laboratories. A few animal studies, however, have

suggested that low levels of RF could accelerate the development of cancer in laboratory animals. However, many of the studies that showed increased tumor development used animals that had been genetically engineered or treated with cancer-causing chemicals so as to be pre-disposed to develop cancer in the absence of RF exposure. Other studies exposed the animals to RF for up to 22

hours per day. These conditions are not similar to the conditions under which people use wireless phones, so we do not know with certainty what the results of such studies mean for human health. Three large epidemiology studies have been published since December 2000. Between them, the studies investigated any possible association between the use of wireless phones and primary brain cancer, glioma,

meningioma, or acoustic neuroma, tumors of the brain or salivary gland, leukemia, or other cancers. None of the studies demonstrated the existence of any harmful health effects from wireless phone RF exposures. However, none of the studies can answer questions about long-term exposures, since the average period of phone use in these studies was around three years.

4. What kinds of phones are the subjects of this update?

The term “wireless phone” refers here to handheld wireless phones with built-in antennas, often called “cell”, “mobile”, or “PCS” phones. These types of wireless phones can expose the user to measurable Radio Frequency (RF) energy because of the short distance between the phone and the user’s head. These RF exposures are

limited by FCC safety guidelines that were developed with the advice of the FDA and other federal health and safety agencies. When the phone is located at greater distances from the user, the exposure to RF is drastically lower because a person's RF exposure decreases rapidly with increasing distance from the source. The so-called "cordless phones," which have a base unit connected to the telephone

wiring in a house, typically operate at far lower power levels, and thus produce RF exposures far below the FCC safety limits.

5. What is the FDA doing to find out more about the possible health effects of wireless phone RF?

The FDA is working with the U.S. National Toxicology Program and with groups of investigators around the world to ensure that high priority animal studies are

conducted to address important questions about the effects of exposure to Radio Frequency (RF) energy.

The FDA has been a leading participant in the World Health Organization International Electro Magnetic Fields (EMF) Project since its inception in 1996. An influential result of this work has been the development of a detailed agenda of research needs that has driven the

establishment of new research programs around the world. The project has also helped develop a series of public information documents on EMF issues. The FDA and the Cellular Telecommunications & Internet Association (CTIA) have a formal Cooperative Research And Development Agreement (CRADA) to do research on wireless phone safety. The FDA provides

the scientific oversight, obtaining input from experts in government, industry, and academic organizations. CTIA-funded research is conducted through contracts with independent investigators. The initial research will include both laboratory studies and studies of wireless phone users. The CRADA will also include a broad assessment of additional research needs in the context of the latest research

developments around the world.

6. What research is needed to decide whether RF exposure from wireless phones poses a health risk?

A combination of laboratory studies and epidemiological studies of people actually using wireless phones would provide some of the data that are needed. Lifetime animal exposure studies could be completed in a few years. However, very large numbers of

animals would be needed to provide reliable proof of a cancer promoting effect, if one exists. Epidemiological studies can provide data that is directly applicable to human populations, but ten or more years follow-up may be needed to provide answers about some health effects, such as cancer.

This is because the interval between the time of exposure to a cancer causing agent

and the time tumors develop - if they do - may be many, many years. The interpretation of epidemiological studies is hampered by difficulties in measuring actual RF exposure during day-to-day use of wireless phones. Many factors affect this measurement, such as the angle at which the phone is held, or which model of phone is used.

7. What has the FDA done to measure the

Radio Frequency energy coming from wireless phones?

The Institute of Electrical and Electronic Engineers (IEEE) is developing a technical standard for measuring the Radio Frequency (RF) energy exposure from wireless phones and other wireless handsets with the participation and leadership of FDA scientists and engineers. The standard, "Recommended Practice for

Determining the Spatial-Peak Specific Absorption Rate (SAR) in the Human Body Due to Wireless Communications Devices: Experimental Techniques", sets forth the first consistent test methodology for measuring the rate at which RF is deposited in the heads of wireless phone users. The test method uses a tissue-simulating model of the human head. Standardized SAR test methodology is

expected to greatly improve the consistency of measurements made at different laboratories on the same phone. SAR is the measurement of the amount of energy absorbed in tissue, either by the whole body or a small part of the body. It is measured in watts/kg (or milliwatts/g) of matter. This measurement is used to determine whether a wireless phone complies with safety guidelines.

8. How can I find out how much Radio Frequency energy exposure I can get by using my wireless phone?

All phones sold in the United States must comply with Federal Communications Commission (FCC) guidelines that limit Radio Frequency (RF) energy exposures. The FCC established these guidelines in consultation with the FDA and the other federal health and safety agencies. The

FCC limit for RF exposure from wireless phones is set at a Specific Absorption Rate (SAR) of 1.6 watts per kilogram (1.6W/kg). The FCC limit is consistent with the safety standards developed by the Institute of Electrical and Electronic Engineering (IEEE) and the National Council on Radiation Protection and Measurement. The exposure limit takes into consideration the body's ability to remove heat from the

tissues that absorb energy from the wireless phone and is set well below levels known to have effects. Manufacturers of wireless phones must report the RF exposure level for each model of phone to the FCC.

The FCC website (<http://www.fcc.gov/cgb/cellular.html>) gives directions for locating the FCC identification number on your phone, so

you can find your phone's RF exposure level in the online listing.

9. What about children using wireless phones?

The scientific evidence does not show a danger to users of wireless phones, including children and teenagers. If you want to take steps to lower exposure to Radio Frequency (RF) energy, the measures described above would apply to

children and teenagers using wireless phones. Reducing the time of wireless phone use and increasing the distance between the user and the RF source will reduce RF exposure.

Some groups sponsored by other national governments have advised that children be discouraged from using wireless phones at all. For example, the government in the United Kingdom distributed leaflets

containing such a recommendation in December 2000. They noted that no evidence exists that using a wireless phone causes brain tumors or other ill effects. Their recommendation to limit wireless phone use by children was strictly precautionary; it was not based on scientific evidence that any health hazard exists.

10. What steps can I take to reduce my

exposure to Radio Frequency energy from my wireless phone?

If there is a risk from these products- and at this point we do not know that there is - it is probably very small. But if you are concerned about avoiding even potential risks, you can take a few simple steps to minimize your exposure to Radio Frequency (RF) energy. Since time is a key factor in how much exposure a person

receives, reducing the amount of time spent using a wireless phone will reduce RF exposure. If you must conduct extended conversations by wireless phone every day, you could place more distance between your body and the source of the RF, since the exposure level drops off dramatically with distance. For example, you could use a headset and carry the wireless phone away from your body or

use a wireless phone connected to a remote antenna. Again, the scientific data does not demonstrate that wireless phones are harmful. But if you are concerned about the RF exposure from these products, you can use measures like those described above to reduce your RF exposure from wireless phone use.

11. What about wireless phone interference with medical equipment?

Coolpad

Radio Frequency (RF) energy from wireless phones can interact with some electronic devices. For this reason, the FDA helped develop a detailed test method to measure Electro Magnetic Interference (EMI) of implanted cardiac pacemakers and defibrillators from wireless telephones. This test method is now part of a standard sponsored by the Association for the Advancement of Medical Instrumentation

Coolpad Quattro™ 4G

(AAMI). The final draft, a joint effort by the FDA, medical device manufacturers, and many other groups, was completed in late 2000. This standard will allow manufacturers to ensure that cardiac pacemakers and defibrillators are safe from wireless phone EMI. The FDA has tested hearing aids for interference from handheld wireless phones and helped develop a voluntary standard sponsored by the

Institute of Electrical and Electronic Engineers (IEEE). This standard specifies test methods and performance requirements for hearing aids and wireless phones so that no interference occurs when a person uses a “compatible” phone and a “compatible” hearing aid at the same time. This standard was approved by the IEEE in 2000. The FDA continues to monitor the use of wireless phones for possible

interactions with other medical devices. Should harmful interference be found to occur, the FDA will conduct testing to assess the interference and work to resolve the problem.

12. Where can I find additional information?

For additional information, please refer to the following resources: FDA web page on

wireless phones (<http://www.fda.gov>),
under “C” in the subject index, select Cell
Phones > Current Research Results.
Federal Communications Commission
(FCC) RF Safety Program
(<http://www.fcc.gov/cgb/cellular.html>)
International Commission on Nonionizing
Radiation Protection
(<http://www.icnirp.de>)
World Health Organization (WHO)

International EMF Project
(<http://www.who.int/emf>)
Health Protection Agency
(<http://www.hpa.org.uk/>)

TEN DRIVER SAFETY TIPS

Your wireless phone gives you the
powerful ability to communicate by voice
almost anywhere, anytime. An important
responsibility accompanies the benefits of
wireless phones, one that every user must

uphold. When operating a car, driving is your first responsibility. When using your wireless phone behind the wheel of a car, when permitted by local law, practice good common sense and remember the following tips:

1. When available and permitted by local law, use a hands-free device. A number of hands-free wireless phone accessories are readily available

today. Whether you choose an installed mounted device for your wireless phone or a speaker phone accessory, take advantage of these devices if available to you.

2. Get to know your wireless phone and its features such as speed dial and redial. Carefully read your instruction manual and learn to take advantage of valuable features most phones

Coolpad

offer, including automatic redial and memory. Also, work to memorize the phone keypad so you can use the speed dial function without taking your attention off the road.

3. Suspend conversations during hazardous driving conditions or situations. Let the person you are speaking with know you are driving; if necessary, suspend the call in

Coolpad Quattro™ 4G

heavy traffic or hazardous weather conditions. Rain, sleet, snow, and ice can be hazardous, but so is heavy traffic. As a driver, your first responsibility is to pay attention to the road.

4. Make sure you place your wireless phone within easy reach and where you can reach it without removing your eyes from the road. If you get an

incoming call at an inconvenient time, if possible, let your voicemail answer it for you.

5. Dial sensibly and assess the traffic; if possible, place calls when you are not moving or before pulling into traffic. Try to plan your calls before you begin your trip or attempt to coincide your calls with times you may be stopped at a stop sign, red light, or

otherwise stationary. But if you need to dial while driving, follow this simple tip - dial only a few numbers, check the road and your mirrors, then continue.

6. Don't take notes or look up phone numbers while driving. If you are reading an address book or business card, or writing a "to-do" list while driving a car, you are not watching

where you are going. Use common sense. Do not get caught in a dangerous situation because you are reading or writing and not paying attention to the road or nearby vehicles.

7. Use your wireless phone to call for help. Your wireless phone is one of the greatest tools you can own to protect yourself and your family in

dangerous situations -- with your phone at your side, help is only three numbers away. Dial 911 or other local emergency number in the case of fire, traffic accident, road hazard, or medical emergency. Remember, it's a free call on your wireless phone!

8. Do not engage in stressful or emotional conversations that may be

distracting. Stressful or emotional conversations and driving do not mix; they are distracting and even dangerous when you are behind the wheel of a car. Make people you are talking with aware you are driving and if necessary, suspend conversations which have the potential to divert your attention from the road.

Call roadside assistance or a special wireless non-emergency assistance number when necessary. Certain situations you encounter while driving may require attention, but are not urgent enough to merit a call for emergency services. But you can still use your wireless phone to lend a hand. If you see a broken-down vehicle posing no serious hazard, a

broken traffic signal, a minor traffic accident where no one appears injured or a vehicle you know to be stolen, call roadside assistance or other special non-emergency wireless number. The above tips are meant as general guidelines. Before deciding to use your mobile device while operating a vehicle, it is recommended that you consult your

applicable jurisdiction's local laws or other regulations regarding such use. Such laws or other regulations may prohibit or otherwise restrict the manner in which a driver may use his or her phone while operating a vehicle.

9. Use your wireless phone to help others in emergencies. Your wireless phone provides you a perfect

opportunity to be a “Good Samaritan” in your community. If you see an auto accident, crime in progress or other serious emergency where lives are in danger, call 911 or other local emergency number, as you would want others to do for you.

**CONSUMER INFORMATION ON
SAR (Specific Absorption Rate)**

This Model Phone Meets the

Government’s Requirements for Exposure to Radio Waves. Your wireless phone is a radio transmitter and receiver. It is designed and manufactured not to exceed the emission limits for exposure to radiofrequency (RF) energy set by the Federal Communications Commission (FCC) of the U.S. Government. These FCC exposure limits are derived from the recommendations of two expert

organizations, the National Council on Radiation Protection and Measurement (NCRP) and the Institute of Electrical and Electronics Engineers (IEEE). In both cases, the recommendations were developed by scientific and engineering experts drawn from industry, government, and academia after extensive reviews of the scientific literature related to the biological effects of RF energy. The

exposure limit for wireless mobile phones employs a unit of measurement known as the Specific Absorption Rate, or SAR. The SAR is a measure of the rate of absorption of RF energy by the human body expressed in units of watts per kilogram (W/kg). The FCC requires wireless phones to comply with a safety limit of 1.6 watts per kilogram (1.6 W/kg). The FCC exposure limit incorporates a substantial margin of

safety to give additional protection to the public and to account for any variations in measurements. Tests for SAR are conducted using standard operating positions specified by the FCC with the phone transmitting at its highest certified power level in all tested frequency bands. Although SAR is determined at the highest certified power level, the actual SAR level of the phone while operating can be well

below the maximum value. Because the phone is designed to operate at multiple power levels to use only the power required to reach the network, generally, the closer you are to a wireless base station antenna, the lower the power output. Before a phone model is available for sale to the public, it must be tested and certified to the FCC that it does not exceed the limit established by the government adopted

Coolpad

requirement for safe exposure. The tests are performed in positions and locations (e.g., at the ear and worn on the body) as required by the FCC for each model.

This device was tested for typical body-worn operations with the back of the phone kept 0.79 inches (2.0 cm) between the user's body and the back of the phone. To comply with FCC RF exposure requirements, a minimum separation

Coolpad Quattro™ 4G

distance of 0.79 inches (2.0 cm) must be maintained between the user's body and the back of the phone. Third-party beltclips, holsters, and similar accessories containing metallic components should not be used. Body-worn accessories that cannot maintain 0.79 inches (2.0 cm) separation distance between the user's body and the back of the phone, and have not been tested for typical body-worn operations

may not comply with FCC RF exposure limits and should be avoided.

The FCC has granted an Equipment Authorization for this model phone with all reported SAR levels evaluated as in compliance with the FCC RF emission guidelines.

The highest SAR value for this model phone when tested for use at the ear is 1.4 W/kg and when worn on the body, as

described in this user's manual, is 1.42W/kg. While there may be differences between SAR levels of various phones and at various positions, they all meet the government requirement for safe exposure. SAR information on this model phone is on file with the FCC and can be found under the Display Grant section of <http://www.fcc.gov/oet/ea/fccid/> after searching on FCC ID.

To find information that pertains to a particular model phone, this site uses the phone FCC ID number which is usually printed somewhere on the case of the phone. Sometimes it may be necessary to remove the battery pack to find the number. Once you have the FCC ID number for a particular phone, follow the instructions on the website and it should provide values for typical or maximum SAR for a

particular phone.

Additional information on Specific Absorption Rates (SAR) can be found on the Cellular Telecommunications Industry Association (CTIA) website at <http://www.ctia.org/>

In the United States and Canada, the SAR limit for mobile phones used by the public is 1.6 watts/kg (W/kg) averaged over one gram of tissue. The standard incorporates a

substantial margin of safety to give additional protection for the public and to account for any variations in measurements.

FCC Hearing-Aid Compatibility (HAC) Regulations for Wireless Devices

On July 10, 2003, the U.S. Federal Communications Commission (FCC) Report and Order in WT Docket 01- 309 modified the exception of wireless phones

under the Hearing Aid Compatibility Act of 1988 (HAC Act) to require digital wireless phones be compatible with hearing-aids. The intent of the HAC Act is to ensure reasonable access to telecommunications services for persons with hearing disabilities. While some wireless phones are used near some hearing devices (hearing aids and cochlear implants), users may detect a buzzing,

humming, or whining noise. Some hearing devices are more immune than others to this interference noise, and phones also vary in the amount of interference they generate. The wireless telephone industry has developed a rating system for wireless phones, to assist hearing device users to find phones that may be compatible with their hearing devices. Not all phones have been rated. Phones that are rated have the

rating on their box or a label located on the box. The ratings are not guarantees.

Results will vary depending on the user's hearing device and hearing loss. If your hearing device happens to be vulnerable to interference, you may not be able to use a rated phone successfully. Trying out the phone with your hearing device is the best way to evaluate it for your personal needs.

M-Ratings: Phones rated M3 or M4 meet

Coolpad

FCC requirements and are likely to generate less interference to hearing devices than phones that are not labeled. M4 is the better/higher of the two ratings. T-Ratings: Phones rated T3 or T4 meet FCC requirements and are likely to generate less interference to hearing devices than phones that are not labeled. T4 is the better/ higher of the two ratings. Hearing devices may also be rated. Your

Coolpad Quattro™ 4G

hearing device manufacturer or hearing health professional may help you find this rating. Higher ratings mean that the hearing device is relatively immune to interference noise. The hearing aid and wireless phone rating values are then added together. A sum of 5 is considered acceptable for normal use. A sum of 6 is considered for best use.



In the example to the above, if a hearing aid meets the M2 level rating and the wireless phone meets the M3 level rating, the sum of the two values equal M5. This should provide the hearing aid user with “normal usage” while using their hearing

aid with the particular wireless phone.

“Normal usage” in this context is defined as a signal quality that’s acceptable for normal operation.

The M mark is intended to be synonymous with the U mark. The T mark is intended to be synonymous with the UT mark. The M and T marks are recommended by the Alliance for Telecommunications Industries Solutions (ATIS). The U and UT

marks are referenced in Section 20.19 of the FCC Rules. The HAC rating and measurement procedure are described in the American National Standards Institute (ANSI) C63.19 standard.

When you're talking on a cell phone, it's recommended that you turn the BT (Bluetooth) mode off for HAC.

For information about hearing aids and digital wireless phones

Wireless Phones and Hearing Aid

Accessibility

<http://www.accesswireless.org/Home.aspx>

FCC Hearing Aid Compatibility and
Volume Control

http://www.fcc.gov/cgb/consumerfacts/hac_wireless.htm

Some content and services accessible through this device belong to third parties and are protected by copyright, patent,

trademark and/or other intellectual property laws. Such content and services are provided solely for your personal noncommercial use. You may not use any content or services in a manner that has not been authorized by the content owner or service provider. Without limiting the foregoing, unless expressly authorized by the applicable content owner or service provider, you may not modify, copy,

republish, upload, post, transmit, translate, sell, create derivative works, exploit, or distribute in any manner or medium any content or services displayed through this device.

“THIRD PARTY CONTENT AND SERVICES ARE PROVIDED “AS IS.” NEITHER COOLPAD NOR ANY AFFILIATE THEREOF (COLLECTIVELY, "COOLPAD")

Coolpad

WARRANT IN ANY MANNER
CONTENT OR SERVICES SO
PROVIDED, EITHER EXPRESSLY OR
IMPLIEDLY, FOR ANY PURPOSE.
COOLPAD EXPRESSLY DISCLAIMS
ANY IMPLIED WARRANTIES,
INCLUDING BUT NOT LIMITED TO,
WARRANTIES OF
MERCHANTABILITY OR FITNESS
FOR A PARTICULAR PURPOSE.

Coolpad Quattro™ 4G

COOLPAD DOES NOT GUARANTEE
THE ACCURACY, VALIDITY,
TIMELINESS, LEGALITY, OR
COMPLETENESS OF ANY CONTENT
OR SERVICE MADE AVAILABLE
THROUGH THIS DEVICE AND UNDER
NO CIRCUMSTANCES, INCLUDING
NEGLIGENCE, SHALL COOLPAD BE
LIABLE, WHETHER IN CONTRACT
OR TORT, FOR ANY DIRECT,

INDIRECT, INCIDENTAL, SPECIAL OR CONSEQUENTIAL DAMAGES, ATTORNEY FEES, EXPENSES, OR ANY OTHER DAMAGES ARISING OUT OF, OR IN CONNECTION WITH, ANY INFORMATION CONTAINED IN, OR AS A RESULT OF THE USE OF ANY CONTENT OR SERVICE BY YOU OR ANY THIRD PARTY, EVEN IF ADVISED OF THE POSSIBILITY OF

SUCH DAMAGES.”

Third party services may be terminated or interrupted at any time, and Coolpad makes no representation or warranty that any content or service will remain available for any period of time. Content and services are transmitted by third parties by means of networks and transmission facilities over which Coolpad has no control. Without limiting the generality of

this disclaimer, Coolpad expressly disclaims any responsibility or liability for any interruption or suspension of any content or service made available through this device. Coolpad is neither responsible nor liable for customer service related to the content and services. Any question or request for service relating to the content or services should be made directly to the respective content and service provider.

Do not distribute copyright-protected material:

Do not distribute copyright-protected material that you have recorded to others without the permission of the content owners. Doing this may violate copyright laws. Coolpad is not liable for any legal issues caused by the user's illegal use of copyrighted material.