

Job Name/Location:

Tag #:

Date:

For:  File  Resubmit  
 Approval  Other\_\_\_\_\_

PO No.:

Architect: \_\_\_\_\_ GC: \_\_\_\_\_

Engr: \_\_\_\_\_ Mech: \_\_\_\_\_

Rep: \_\_\_\_\_  
 (Company) (Project Manager)



**LV361HHV4**  
 Single Zone LGRED° Vertical Air Handler Unit  
 Outdoor Unit (ODU) - LUU360HHV Indoor Unit (IDU) - LVN361HV4

**Performance:**

**Cooling:**

Cooling Capacity (Min~Rated~Max, Btu/h)	14,400 ~ 33,000 ~ 44,000
SEER / EER	17.8 / 12.5

SEER - Seasonal Energy Efficiency Ratio EER - Energy Efficiency Ratio

**Heating:**

Heating Capacity (Min~Rated~Max, Btu/h)	16,000 ~ 37,500 ~ 43,000
HSPF	10.7
Max heating @ Indoor 70° DB (Btu/h)	
Outdoor 17°F WB	39,400
Outdoor 5°F WB	37,500
Outdoor -4°F WB	33,810
Outdoor -13°F WB	28,410

HSPF - Heating Seasonal Performance Factor  
 Heating Nominal Test Conditions:  
 Indoor: 80°F DB / 67°F WB Outdoor: 70°F DB / 60°F WB  
 Outdoor: 95°F DB / 75°F WB Outdoor: 47°F DB / 43°F WB

**Electrical:**

Power Supply <sup>1</sup> (V/Hz/Ø)	208-230 / 60 / 1
MOP / MCA (A)	40 / 32
Cooling / Heating Rated Amps (A)	11.7 / 14.9
Compressor(A)	22.0
Fan Motor (IDU + ODU) (A)	1.0 + (1.6 x 2)
Cooling Power Input (Min~Rated~Max, kW)	0.81 ~ 2.64 ~ 4.78
Heating Power Input (Min~Rated~Max, kW)	0.96 ~ 3.34 ~ 4.1
Locked Rotor Amps (A)	33

MOP - Maximum Overcurrent Protection MCA - Minimum Circuit Ampacity

**Piping:**

Installed Liquid Pipe (in., O.D.)	3/8 Flare
Installed Vapor Pipe (in., O.D.)	5/8 Flare
IDU Liquid Connection (in., O.D.)	3/8 Flare
IDU Vapor Connection (in., O.D.)	5/8 Flare
Additional Refrigerant (oz./ft.)	0.43
Min/Max. Pipe Length (ft.)	16.4 / 246
Piping Length (no add'l refriger., ft.)	24.9
Max. Elevation (ft.)	98.4

**Features:**

- Hot start
- Inverter (variable speed)
- Auto restart
- Control lock
- W2 terminal connection
- Group control
- Timer (on/off)
- Sleep Mode
- Optional Wi-Fi Control
- Built in dry contact
- ODU Drain Pan Heater
- Night Quiet Function
- IDU compatible with Multi F (18k, 24k, 36k models)

**Required Accessories (sold separately):**

Controller (Any LG wired remote controller)

**Optional Accessories:**

- MultiSITE™ CRC1 - PREMTBVCO
- MultiSITE CRC1+ - PREMTBVC1
- MultiSITE Comm. Mgr. - PBACNBTR0A
- AC Smart 5 - PACS5A000
- ACP 5 - PACP5A000
- Simple Controller - PREMTC00U
- Wi-Fi module - PWFMD200
- Remote Temperature Sensor - ZRTBS01
- Aux Heater Relay Kit - PRARH1
- Dry Contact - PDRYCB320
- Low Ambient Wind Baffle (cooling operation to -4°F) - ZLABGP04A<sup>9</sup>
- Electric Heater 3kW - ANEH033B1<sup>13</sup>
- Downflow Conversion Kit - PNDFJ0

**Operating Range:**

**Outdoor Unit:**

Cooling (°F DB)	5 to 118
Heating (°F WB)	-13 to 64

**Indoor Unit:**

Cooling (°F WB)	57 to 77
Heating (°F DB)	59 to 81

**System Data:**

Refrigerant Type/Control	R410A / EEV
Refrigerant Charge (lbs.)	7.50
ODU Sound Pressure Max (Cool / Heat) ±1 dB(A) <sup>3</sup>	52 / 54
IDU Sound Pressure (H/M/L) ±1 dB(A) <sup>3</sup>	44 / 41 / 39
ODU Net / Shipping Weight (lbs.)	198.9 / 223.1
IDU Net / Shipping Weight (lbs.)	122.4 / 134.0

**Fan:**

ODU / IDU Fan Type	Propeller / Sirocco
Fan Speeds (Fan/Cool/Heat)	3 / 3 / 3
Fan Quantity (ODU + IDU)	2 + 1
Motor/Drive	Electronically Commutated Motor (ECM) / Direct
Maximum ODU Air Volume (CFM)	4,238
IDU Air Volume (H/M/L) (CFM)	988 / 883 / 798
Dehumidification Rate (pts/hr) <sup>10</sup>	7.4
IDU External Static Pressure Operating Range (Min~Default~Max) (in-wg) <sup>11</sup>	0.1 ~ - ~ 0.7

**Notes:**

1. Acceptable operating voltage: 187V-253V.
2. Piping lengths are equivalent.
3. Sound Pressure levels are tested in an anechoic chamber under ISO Standard 3745.
4. All power communication cable to be minimum 14 American wire gage (AWG), 4-conductor, stranded, shielded or unshielded wire and must comply with applicable local and national code. If shielded, the wire must be grounded to the chassis at the outdoor unit only.
5. Power wiring cable size must comply with the applicable local and national code.
6. The indoor unit comes with a dry helium charge.
7. This data is rated 0 ft. above sea level, with 25 ft. of refrigerant line and a 0 ft. level difference between outdoor and indoor units.
8. Must follow installation instructions in the applicable LG installation manual.
9. If the optional low ambient wind baffle (ZLABGP04A) is used, one wind baffle is required for each ODU fan.
10. Dehumidification rate is based on high speed airflow.
11. 18k, 24k, and 36k IDU units have ECM fan that automatically adjusts throughout the ESP (External Static Pressure) range. Therefore, there is no default ESP value for these units.
12. 18k and 24k VAHUs are supplied with socket adapters for pipe transitions.
13. Electric heater accessory available in 3kW, 5kW, 8kW, and 10kW capacities. Refer to the engineering manual for details.
14. Controller not included.



For a complete list of available accessories, contact your LG representative.

For continual product development, LG reserves the right to change specifications without notice.

© LG Electronics U.S.A., Inc., Englewood Cliffs, NJ. All rights reserved. "LG Life's Good" is a registered trademark of LG Corp. /www.lghvac.com

SB\_SZ\_LGRED\_VAHU\_LV361HHV4\_2020\_09\_17\_140208


**LVN361HV4**  
Single Zone LGRED° Vertical Air Handler Unit



Tag No.: \_\_\_\_\_

Date: \_\_\_\_\_

PO No.: \_\_\_\_\_



Job Name/Location: \_\_\_\_\_

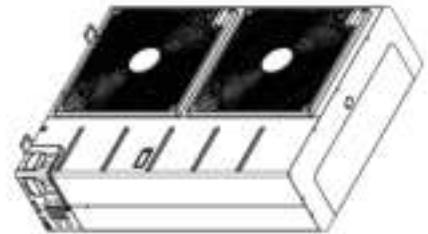
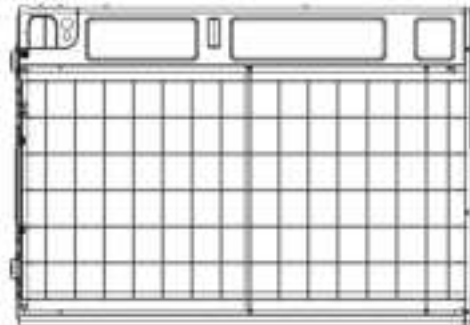
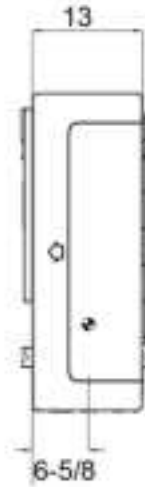
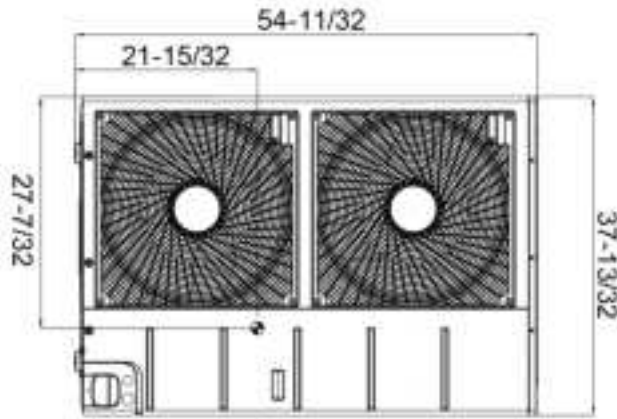
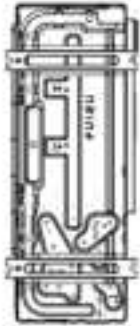
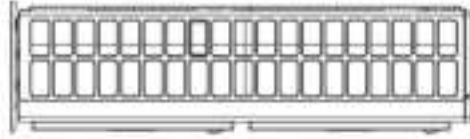
**LUU360HHV**  
Single Zone LGRED° Vertical Air Handler Unit



Tag No.: \_\_\_\_\_

Date: \_\_\_\_\_

PO No.: \_\_\_\_\_



Unit: inch

