



# Thermo Scientific Sensititre Plate Guide

for Antimicrobial Susceptibility Testing

# Table of Contents

Introduction	3
Thermo Scientific™ Sensititre™ System	4
The Value of a True MIC for AST	5
Sensititre MIC Plates	
Human	6
Gram Negative	7
Gram Positive	17
Yeast	24
Myco	28
Veterinary	34
Surveillance	46
Quality Control	57
Custom Capabilities	58
Customer Service and Installation	60
Glossary	61

## INTRODUCTION



In 1928, the discovery of penicillin revolutionized medicine. Ever since, the use of antibiotics to treat and prevent bacterial infections has saved innumerable lives, enabled advancements in medical procedures like surgery and chemotherapy, and helped slow the spread of deadly infections.

However, after nearly 100 years of widespread antibiotic use, the threat posed by evolving bacteria possessing resistance to common antibiotics has emerged as one of the most significant global health issues of the 21st century. Antimicrobial resistance is present in every country, increases healthcare costs, and is accelerating due to the misuse and overuse of antibiotics in both people and animals.

“Antimicrobial resistance is a global health emergency that will seriously jeopardize progress in modern medicine.”<sup>1</sup>

– Dr. Tedros Adhanom Ghebreyesus  
Director-General, WHO

The ability to treat infections quickly and accurately with the information obtained from antimicrobial susceptibility testing (AST) is of the utmost importance for combating resistance. Access to an AST device with the most up-to-date antimicrobials is vital to expanding patient treatment options and improving patient outcomes.



<sup>1</sup>World Health Organization. (2017, September 20). The world is running out of antibiotics, WHO report confirms [Press Release]. Retrieved from: <http://www.who.int/mediacentre/news/releases/2017/running-out-antibiotics/en/>



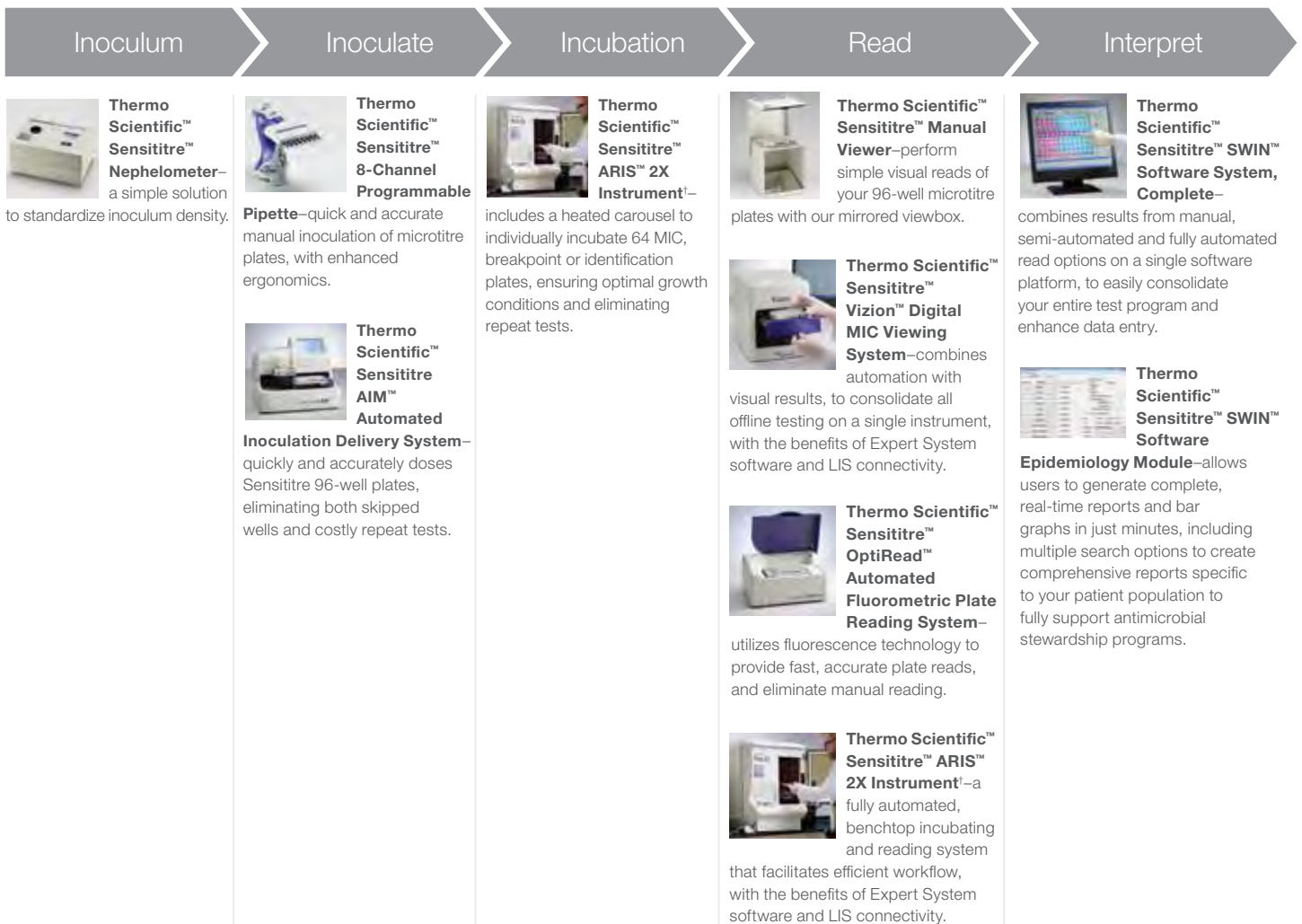
# THE THERMO SCIENTIFIC SENSITITRE SYSTEM

To effectively combat antimicrobial resistance, you need the right antimicrobials at the right dose. To improve patient care outcomes, you need faster, more reliable AST devices. Whether you prefer manual or automated solutions, you'll find the right fit for your specific susceptibility testing needs and volume requirements with the Thermo Scientific Sensititre ID/AST System. Customizable testing options are also available, and all solutions are designed to maximize accuracy and reproducibility.

The Sensititre System utilizes both *in vitro* diagnostic (IVD) and research use only (RUO), 96-well microtitre plates. With over 240 antimicrobials available in extended dilution ranges on a wide variety of formats, the Sensititre System allows you to consolidate confirmatory tests while meeting FDA, CLSI and EUCAST breakpoint requirements.

## Consolidate your susceptibility testing on a single platform

The Sensititre System is a scalable and flexible solution, accommodating microbiology laboratories of all sizes:



<sup>1</sup>Not available in Europe.

## THE VALUE OF A TRUE MIC FOR AST

Current AST methods are based on assessing the ability of an antimicrobial to inhibit bacterial growth. The minimum inhibitory concentration (MIC) is the level of antimicrobial required to achieve inhibition against the tested pathogen. However, some AST systems calculate the MIC value by extrapolating growth curves and applying dedicated algorithms.

The Sensititre System generates true MIC results based on actual growth of the organism. A true MIC reveals the difference between whether a bacterial isolate is susceptible, how susceptible the organism is against a particular drug, and the exact point at which the isolate becomes resistant. When comparing your MIC results against the latest clinical breakpoints from EUCAST and CLSI, you can trust the value of a true MIC to deliver the accuracy required for optimal patient outcomes, and to track emerging resistance.

“To be able to get an accurate measurement of MIC for very specific drugs like vancomycin, for me, is wonderfully valuable.”

– Dr. James McKinnell, Assistant Professor of Medicine,  
David Geffen School of Medicine, University of California, Los Angeles



The Vizion Digital MIC Viewing System produces easy-to-read digital plate images, allowing users to easily read and record MIC results while eliminating the potential for manual reading errors.

As the threat of antimicrobial resistance escalates, faster, more accurate testing and identification of an ever-increasing range of infections is vital to improving patient outcomes.

With over 300 antimicrobials in extended dilution ranges, the Sensititre ID/AST System offers earlier access to the most up-to-date antimicrobials in a complete solution with true MIC results, providing confidence when time is critical.

Our latest antimicrobial offerings include delafloxacin, meropenem/vaborbactam, ceftazidime/avibactam, and ceftolozane/tazobactam, with updated breakpoints for an off-the-shelf, true MIC solution.

Expand treatment options using our broad range of species-specific antimicrobials in standard and customizable formats.





<b>Gram Negative</b>	<b>Gram Positive</b>
<b>Fastidious</b>	<b>Yeast</b>
<b>Mycobacteria</b>	<b>Single Drug</b>



## Sensititre Gram Negative GN4F Plate

### Intended Use

Antimicrobial susceptibility plate for testing non-fastidious Gram negative isolates

 Inoculum Preparation	 Broth Type	 Use, Methodology and Region	 Read Method
<b>0.5 McFarland Standard</b> (E1041) <b>Sensititre Sterile Water</b> (T3339)	<b>Sensititre Mueller Hinton Broth</b> (T3462)	<b>IVD</b> FDA, CLSI [Worldwide]	<b>Autoread or Manual</b> Sensititre ARIS 2X <sup>†</sup> (V3090) Sensititre OptiRead (V3030) Sensititre Vizion (V2021) Sensititre Manual Viewbox (V4007)

Put 3-5 colonies into H<sub>2</sub>O to measure a 0.5 McFarland using the Nephelometer, Mix 1 µl\*, 10 µl\*\*, or 30 µl\*\*\* of suspension into MHB

Inoculate plate with 50 µl volume per well of the suspension using the Sensititre AIM or Multi-Channel Pipette

Seal Sensititre plate and incubate at 34-36°C in a non-CO<sub>2</sub> incubator or Sensititre ARIS 2X<sup>†</sup> for 18-24 hours

Automatically read with ARIS 2X<sup>†</sup> or OptiRead or manually read with Sensititre Vizion or Sensititre Manual Viewbox

	1	2	3	4	5	6	7	8	9	10	11	12
A	AMI 8	TGC 1	LEVO 1	DOR 0.5	ETP 0.25	IMI 0.5	MERO 0.5	FAZ 1	TAZ 1	AZT 1	FEP 4	AXO 0.5
B	AMI 16	TGC 2	LEVO 2	DOR 1	ETP 0.5	IMI 1	MERO 1	FAZ 2	TAZ 2	AZT 2	FEP 8	AXO 1
C	AMI 32	TGC 4	LEVO 4	DOR 2	ETP 1	IMI 2	MERO 2	FAZ 4	TAZ 4	AZT 4	FEP 16	AXO 2
D	P/T4 8/4	TGC 8	LEVO 8	DOR 4	ETP 2	IMI 4	MERO 4	FAZ 8	TAZ 8	AZT 8	FEP 32	AXO 4
E	P/T4 16/4	TIM2 8/2	NIT 32	MIN 1	ETP 4	IMI 8	MERO 8	FAZ 16	TAZ 16	AZT 16	CIP 0.5	AXO 8
F	P/T4 32/4	TIM2 16/2	NIT 64	MIN 2	ETP 8	PIP 16	GEN 2	TOB 2	A/S2 4/2	AMP 8	CIP 1	AXO 16
G	P/T4 64/4	TIM2 32/2	TET 4	MIN 4	SXT 2/38	PIP 32	GEN 4	TOB 4	A/S2 8/4	AMP 16	CIP 2	AXO 32
H	P/T4 128/4	TIM2 64/2	TET 8	MIN 8	SXT 4/76	PIP 64	GEN 8	TOB 8	A/S2 16/8	POS	POS	POS

### Antimicrobics

<b>AMI</b>	Amikacin
<b>P/T4</b>	Piperacillin / Tazobactam constant 4
<b>TGC</b>	Tigecycline
<b>TIM2</b>	Ticarcillin / Clavulanic acid constant 2
<b>LEVO</b>	Levofloxacin
<b>NIT</b>	Nitrofurantoin
<b>TET</b>	Tetracycline
<b>DOR</b>	Doripenem
<b>MIN</b>	Minocycline
<b>ETP</b>	Ertapenem
<b>SXT</b>	Trimethoprim / Sulfamethoxazole
<b>IMI</b>	Imipenem
<b>PIP</b>	Piperacillin
<b>MERO</b>	Meropenem
<b>GEN</b>	Gentamicin
<b>FAZ</b>	Ceftazidime
<b>TOB</b>	Tobramycin
<b>TAZ</b>	Ceftazidime
<b>A/S2</b>	Ampicillin / Sulbactam 2:1 ratio
<b>AZT</b>	Aztreonam
<b>AMP</b>	Amicillin
<b>FEP</b>	Cefepime
<b>CIP</b>	Ciprofloxacin
<b>AXO</b>	Ceftriaxone
<b>POS</b>	Positive control





\*For *Proteus* spp. \*\*For Enterobacteriaceae and Non-Enterobacteriaceae. \*\*\*For aid in detection of resistance mechanisms for Enterobacteriaceae and Non-Enterobacteriaceae. †Not available in Europe.



## Sensititre Gram Negative GN6F Plate with Ceftazidime/Avibactam and Ceftolozane/Tazobactam

### Intended Use

Antimicrobial susceptibility plate for testing non-fastidious Gram negative isolates

 Inoculum Preparation	 Broth Type	 Use, Methodology and Region	 Read Method
<b>0.5 McFarland Standard</b> (E1041) <b>Sensititre Sterile Water</b> (T3339)	<b>Sensititre Mueller Hinton Broth</b> (T3462)	<b>IVD</b> FDA, CLSI [Worldwide]	<b>Autoread or Manual</b> Sensititre ARIS 2X <sup>†</sup> (V3090) Sensititre OptiRead (V3030) Sensititre Vizion (V2021) Sensititre Manual Viewbox (V4007)

Put 3-5 colonies into H<sub>2</sub>O to measure a 0.5 McFarland using the Nephelometer, Mix 1 µl\*, 10 µl\*\*, or 30 µl\*\*\* of suspension into MHB

Inoculate plate with 50 µl volume per well of the suspension using the Sensititre AIM or Multi-Channel Pipette

Seal Sensititre plate and incubate at 34-36°C in a non-CO<sub>2</sub> incubator or Sensititre ARIS 2X<sup>†</sup> for 18-24 hours

Automatically read with ARIS 2X<sup>†</sup> or OptiRead or manually read with Sensititre Vizion or Sensititre Manual Viewbox

	1	2	3	4	5	6	7	8	9	10	11	12
A	AMI 8	TGC 1	LEVO 1	DOR 0.5	ETP 0.25	IMI 1	MERO 0.5	FAZ 1	TAZ 1	AZT 1	FEP 2	AXO 0.5
B	AMI 16	TGC 2	LEVO 2	DOR 1	ETP 0.5	IMI 2	MERO 1	FAZ 2	TAZ 2	AZT 2	FEP 4	AXO 1
C	AMI 32	TGC 4	LEVO 4	DOR 2	ETP 1	IMI 4	MERO 2	FAZ 4	TAZ 4	AZT 4	FEP 8	AXO 2
D	P/T4 8/4	TGC 8	LEVO 8	DOR 4	ETP 2	IMI 8	MERO 4	FAZ 8	TAZ 8	AZT 8	FEP 16	AXO 4
E	P/T4 16/4	C/T 2/4	NIT 32	MIN 1	ETP 4	CZA 2/4	MERO 8	FAZ 16	TAZ 16	AZT 16	CIP 0.5	AXO 8
F	P/T4 32/4	C/T 4/4	NIT 64	MIN 2	ETP 8	CZA 4/4	GEN 2	TOB 2	A/S2 4/2	AMP 8	CIP 1	AXO 16
G	P/T4 64/4	C/T 8/4	TET 4	MIN 4	SXT 2/38	CZA 8/4	GEN 4	TOB 4	A/S2 8/4	AMP 16	CIP 2	AXO 32
H	P/T4 128/4	C/T 16/4	TET 8	MIN 8	SXT 4/76	CZA 16/4	GEN 8	TOB 8	A/S2 16/8	POS	POS	POS

### Antimicrobics

AMI	Amikacin
AMP	Ampicillin
A/S2	Ampicillin / Sulbactam 2:1 ratio
AZT	Aztreonam
FAZ	Cefazolin
FEP	Cefepime
TAZ	Ceftazidime
CZA	Ceftazidime / Avibactam
C/T	Ceftolozane / Tazobactam 4
AXO	Ceftriaxone
CIP	Ciprofloxacin
DOR	Doripenem
ETP	Ertapenem
GEN	Gentamicin
IMI	Imipenem
LEVO	Levofloxacin
MERO	Meropenem
MIN	Minocycline
NIT	Nitrofurantoin
P/T4	Piperacillin / Tazobactam constant 4
TET	Tetracycline
TGC	Tigecycline
TOB	Tobramycin
SXT	Trimethoprim / Sulfamethoxazole
POS	Positive control





\*For *Proteus* spp. \*\*For Enterobacteriaceae and Non-Enterobacteriaceae. \*\*\*For aid in detection of resistance mechanisms for Enterobacteriaceae and Non-Enterobacteriaceae. †Not available in Europe.



## Sensititre Gram Negative GNX2F Plate with Colistin

### Intended Use

Antimicrobial susceptibility plate for testing non-fastidious Gram negative isolates

 Inoculum Preparation	 Broth Type	 Use, Methodology and Region	 Read Method
<b>0.5 McFarland Standard</b> (E1041) <b>Sensititre Sterile Water</b> (T3339)	<b>Sensititre Mueller Hinton Broth</b> (T3462)	<b>RUO</b> CLSI [Worldwide]	<b>Autoread or Manual</b> Sensititre ARIS 2X <sup>†</sup> (V3090) Sensititre OptiRead (V3030) Sensititre Vizion (V2021) Sensititre Manual Viewbox (V4007)

Put 3-5 colonies into H<sub>2</sub>O to measure a 0.5 McFarland using the Nephelometer, Mix 1 µl\*, 10 µl\*\*, or 30 µl\*\*\* of suspension into MHB

Inoculate plate with 50 µl volume per well of the suspension using the Sensititre AIM or Multi-Channel Pipette

Seal Sensititre plate and incubate at 34-36°C in a non-CO<sub>2</sub> incubator or Sensititre ARIS 2X<sup>†</sup> for 18-24 hours

Automatically read with ARIS 2X<sup>†</sup> or OptiRead or manually read with Sensititre Vizion or Sensititre Manual Viewbox

	1	2	3	4	5	6	7	8	9	10	11	12
A	AMI 4	AZT 2	SXT 0.5/9.5	FEP 2	LEVO 1	CIP 0.25	MERO 1	DOR 0.12	DOR 0.25	DOR 0.5	DOR 1	DOR 2
B	AMI 8	AZT 4	SXT 1/19	FEP 4	LEVO 2	CIP 0.5	MERO 2	COL 0.25	COL 0.5	COL 1	COL 2	COL 4
C	AMI 16	AZT 8	SXT 2/38	FEP 8	LEVO 4	CIP 1	MERO 4	POL 0.25	POL 0.5	POL 1	POL 2	POL 4
D	AMI 32	AZT 16	SXT 4/76	FEP 16	LEVO 8	CIP 2	MERO 8	TAZ 1	TAZ 2	TAZ 4	TAZ 8	TAZ 16
E	TIM2 16/2	P/T4 8/4	GEN 1	TOB 1	DOX 2	MIN 2	FOT 1	FOT 2	FOT 4	FOT 8	FOT 16	FOT 32
F	TIM2 32/2	P/T4 16/4	GEN 2	TOB 2	DOX 4	MIN 4	TGC 0.25	TGC 0.5	TGC 1	TGC 2	TGC 4	TGC 8
G	TIM2 64/2	P/T4 32/4	GEN 4	TOB 4	DOX 8	MIN 8	ETP 0.25	ETP 0.5	ETP 1	ETP 2	ETP 4	POS
H	TIM2 128/2	P/T4 64/4	GEN 8	TOB 8	DOX 16	MIN 16	IMI 1	IMI 2	IMI 4	IMI 8	POS	POS

### Antimicrobics

<b>AMI</b>	Amikacin
<b>TIM2</b>	Ticarcillin / Clavulanic acid constant 2
<b>AZT</b>	Aztreonam
<b>P/T4</b>	Piperacillin / Tazobactam constant 4
<b>SXT</b>	Trimethoprim / Sulfamethoxazole
<b>GEN</b>	Gentamicin
<b>FEP</b>	Cefepime
<b>TOB</b>	Tobramycin
<b>LEVO</b>	Levofloxacin
<b>DOX</b>	Doxycycline
<b>CIP</b>	Ciprofloxacin
<b>MIN</b>	Minocycline
<b>MERO</b>	Meropenem
<b>FOT</b>	Cefotaxime
<b>TGC</b>	Tigecycline
<b>ETP</b>	Ertapenem
<b>IMI</b>	Imipenem
<b>DOR</b>	Doripenem
<b>COL</b>	Colistin
<b>POL</b>	Polymixin B
<b>TAZ</b>	Ceftazidime
<b>POS</b>	Positive control

\*For *Proteus* spp. \*\*For Enterobacteriaceae and Non-Enterobacteriaceae. \*\*\*For aid in detection of resistance mechanisms for Enterobacteriaceae and Non-Enterobacteriaceae. †Not available in Europe.



## Meet the latest antimicrobials on our new single-drug plate

### Introducing the Sensititre Delafloxacin DELAXN Plate—a new single-drug, multi-isolate MIC plate for both Gram negative and Gram positive organisms

Combating emergent multi-drug resistance and expanding patient treatment options requires faster access to an AST device with the most up-to-date antimicrobials. Discover the latest broad spectrum antimicrobial addition to our AST portfolio with the Sensititre Delafloxacin DELAXN plate.

Indicated for the treatment of acute bacterial skin and skin structure infections (ABSSSI), the Sensititre Delafloxacin Plate provides true MIC results that meet both FDA and CLSI requirements in an off-the-shelf, standard format, as well as:



One of the latest FDA-cleared antimicrobials



Full dilution ranges for both Gram negative and Gram positive organisms








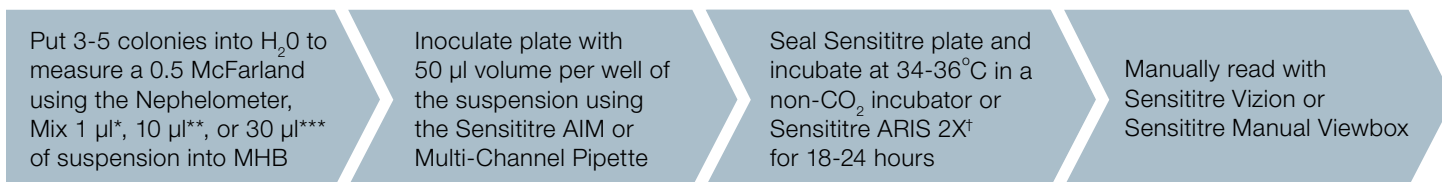
Surveillance data in early stages of drug adoption to combat emerging resistance

## Sensititre Delafloxacin DELAXN Plate

### Intended Use

Antimicrobial susceptibility plate for testing non-fastidious Gram negative isolates

 Inoculum Preparation	 Broth Type	 Use, Methodology and Region	 Read Method
<b>0.5 McFarland Standard</b> (E1041) <b>Sensititre Sterile Water</b> (T3339)	<b>Sensititre Mueller Hinton Broth</b> (T3462)	<b>IVD</b> FDA [US]	<b>Manual</b> Sensititre Vizion (V2021) Sensititre Manual Viewbox (V4007)



### Antimicrobics

**DLX** Delafloxacin  
**POS** Positive control

\*For *Proteus* spp. \*\*For Enterobacteriaceae and Non-Enterobacteriaceae. \*\*\*For aid in detection of resistance mechanisms for Enterobacteriaceae and Non-Enterobacteriaceae. †Not available in Europe.





# Meet the latest antimicrobials on our new dual-drug plate

## Introducing the Sensititre Meropenem/Vaborbactam MEROVAB Plate—a new dual-drug, multi-isolate MIC plate for Gram negative organisms

Mitigating carbapenem resistance and expanding patient treatment options requires faster access to an AST device with the most up-to-date antimicrobials. Discover our latest standard format addition for Gram negative organisms with the Sensititre Meropenem/Vaborbactam MEROVAB plate.

A dual component drug granted fast-track approval by the FDA, meropenem/vaborbactam is indicated for the treatment of serious Gram negative infections, such as complicated urinary tract infections. The Sensititre Meropenem/Vaborbactam Plate provides true MIC results that meet both FDA and CLSI requirements in an off-the-shelf, standard format, as well as:



Expanded treatment options with the latest antimicrobial combination



Standardized, direct comparison of meropenem and meropenem/vaborbactam for better susceptibility results, and to help physicians understand the clinical benefit of vaborbactam as a treatment option








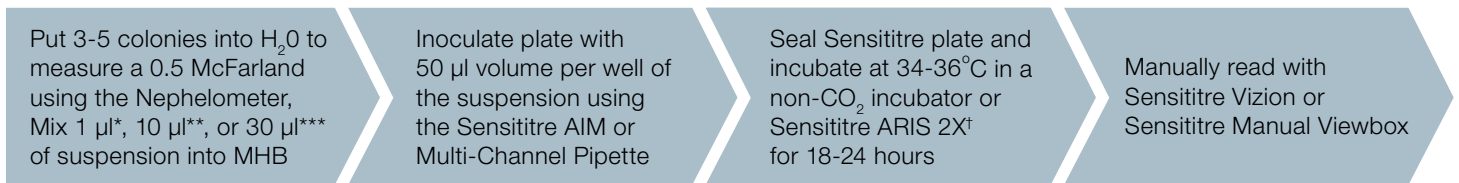
Supports antimicrobial stewardship efforts by providing surveillance data even in early stages of drug adoption

## Sensititre Meropenem/Vaborbactam MEROVAB Plate

### Intended Use

Antimicrobial susceptibility plate for testing non-fastidious Gram negative isolates

 Inoculum Preparation	 Broth Type	 Use, Methodology and Region	 Read Method
<b>0.5 McFarland Standard</b> (E1041) <b>Sensititre Sterile Water</b> (T3339)	<b>Sensititre Mueller Hinton Broth</b> (T3462)	<b>IVD</b> FDA [US]	<b>Manual</b> Sensititre Vizion (V2021) Sensititre Manual Viewbox (V4007)



### Antimicrobics





- MERO** Meropenem
- MEV** Meropenem / Vaborbactam
- POS** Positive control

\*For *Proteus* spp. \*\*For Enterobacteriaceae and Non-Enterobacteriaceae. \*\*\*For aid in detection of resistance mechanisms for Enterobacteriaceae and Non-Enterobacteriaceae. †Not available in Europe.

## Sensititre Gram Negative GNX3F Plate with Colistin

### Intended Use

Antimicrobial susceptibility plate for testing non-fastidious Gram negative isolates

 Inoculum Preparation	 Broth Type	 Use, Methodology and Region	 Read Method
<b>0.5 McFarland Standard</b> (E1041) <b>Sensititre Sterile Water</b> (T3339)	<b>Sensititre Mueller Hinton Broth</b> (T3462)	<b>RUO</b> CLSI [Worldwide]	<b>Autoread or Manual</b> Sensititre ARIS 2X <sup>†</sup> (V3090) Sensititre OptiRead (V3030) Sensititre Vizion (V2021) Sensititre Manual Viewbox (V4007)

Put 3-5 colonies into H<sub>2</sub>O to measure a 0.5 McFarland using the Nephelometer, Mix 1 µl\*, 10 µl\*\*, or 30 µl\*\*\* of suspension into MHB

Inoculate plate with 50 µl volume per well of the suspension using the Sensititre AIM or Multi-Channel Pipette

Seal Sensititre plate and incubate at 34-36°C in a non-CO<sub>2</sub> incubator or Sensititre ARIS 2X<sup>†</sup> for 18-24 hours

Automatically read with ARIS 2X<sup>†</sup> or OptiRead or manually read with Sensititre Vizion or Sensititre Manual Viewbox

	1	2	3	4	5	6	7	8	9	10	11	12
A	AMI 4	GEN 1	TOB 1	CIP 0.06	SXT 0.5/9.5	AZT 2	FEP 2	COL 0.25	COL 0.5	COL 1	COL 2	COL 4
B	AMI 8	GEN 2	TOB 2	CIP 0.12	SXT 1/19	AZT 4	FEP 4	POL 0.25	POL 0.5	POL 1	POL 2	POL 4
C	AMI 16	GEN 4	TOB 4	CIP 0.25	SXT 2/38	AZT 8	FEP 8	TAZ 1	TAZ 2	TAZ 4	TAZ 8	TAZ 16
D	AMI 32	GEN 8	TOB 8	CIP 0.5	SXT 4/76	AZT 16	FEP 16	FOT 2	FOT 4	FOT 8	FOT 16	FOT 32
E	DOX 2	MIN 2	TGC 0.25	CIP 1	LEVO 1	IMI 1	MERO 1	A/S2 4/2	A/S2 8/4	A/S2 16/8	A/S2 32/16	A/S2 64/32
F	DOX 4	MIN 2	TGC 0.5	CIP 2	LEVO 2	IMI 2	MERO 2	DOR 0.5	DOR 1	DOR 2	DOR 4	POS
G	DOX 8	MIN 8	TGC 1	TGC 4	LEVO 4	IMI 4	MERO 4	P/T4 8/4	P/T4 16/4	P/T4 32/4	P/T4 64/4	POS
H	DOX 16	MIN 16	TGC 2	TGC 8	LEVO 8	IMI 8	MERO 8	TIM2 16/2	TIM2 32/2	TIM2 64/2	TIM2 128/2	POS

### Antimicrobics

AMI	Amikacin
DOX	Doxycycline
GEN	Gentamicin
MIN	Minocycline
TOB	Tobramycin
TGC	Tigecycline
CIP	Ciprofloxacin
SXT	Trimethoprim / Sulfamethoxazole
LEVO	Levofloxacin
AZT	Aztreonam
IMI	Imipenem
FEP	Cefepime
MERO	Meropenem
COL	Colistin
POL	Polymyxin B
TAZ	Ceftazidime
FOT	Cefotaxime
A/S2	Ampicillin / Sulbactam 2:1 ratio
DOR	Doripenem
P/T4	Piperacillin / Tazobactam constant 4
TIM2	Ticarcillin / Clavulanic acid constant 2
POS	Positive control





\*For *Proteus* spp. \*\*For Enterobacteriaceae and Non-Enterobacteriaceae. \*\*\*For aid in detection of resistance mechanisms for Enterobacteriaceae and Non-Enterobacteriaceae. †Not available in Europe.



## Sensititre Gram Negative DKMGN Plate with Colistin, Ceftazidime/Avibactam and Ceftolozane/Tazobactam

### Intended Use

Antimicrobial susceptibility plate for testing non-fastidious Gram negative isolates

 Inoculum Preparation	 Broth Type	 Use, Methodology and Region	 Read Method
<b>0.5 McFarland Standard</b> (E1041) <b>Sensititre Sterile Water</b> (T3339)	<b>Sensititre Mueller Hinton Broth</b> (T3462)	<b>IVD</b> CE, EUCAST [Europe]	<b>Manual</b> Sensititre Vizion (V2021) Sensititre Manual Viewbox (V4007)

Put 3-5 colonies into H<sub>2</sub>O to measure a 0.5 McFarland using the Nephelometer, Mix 1 µl\*, 10 µl\*\*, or 30 µl\*\*\* of suspension into MHB

Inoculate plate with 50 µl volume per well of the suspension using the Sensititre AIM or Multi-Channel Pipette

Seal Sensititre plate and incubate at 34-36°C in a non-CO<sub>2</sub> incubator or Sensititre ARIS 2X† for 18-24 hours

Manually read with Sensititre Vizion or Sensititre Manual Viewbox

	1	2	3	4	5	6	7	8	9	10	11	12
A	MERO 0.12	MERO 0.25	MERO 0.5	MERO 1	MERO 2	MERO 4	MERO 8	MERO 16	AMI 4	AMI 8	AMI 16	AMI 32
B	GEN 0.5	GEN 1	GEN 2	GEN 4	GEN 8	AZT 0.5	AZT 1	AZT 2	AZT 4	AZT 8	AZT 16	AZT 32
C	CIP 0.06	CIP 0.12	CIP 0.25	CIP 0.5	CIP 1	CIP 2	P/T4 1/4	P/T4 2/4	P/T4 4/4	P/T4 8/4	P/T4 16/4	P/T4 32/4
D	AUGC 4/2	AUGC 8/2	AUGC 16/2	AUGC 32/2	AUGC 64/2	C/T 0.5/4	C/T 1/4	C/T 2/4	C/T 4/4	C/T 8/4	C/T 16/4	C/T 32/4
E	COL 0.25	COL 0.5	COL 1	COL 2	COL 4	COL 8	FOT 0.5	FOT 1	FOT 2	FOT 4	FOT 8	TOB 1
F	TGC 0.25	TGC 0.5	TGC 1	TGC 2	TGC 4	SXT 1/19	SXT 2/38	SXT 4/76	SXT 8/152	TOB 2	TOB 4	TOB 8
G	TAZ 0.5	TAZ 1	TAZ 2	TAZ 4	TAZ 8	TAZ 16	CZA 0.5/4	CZA 1/4	CZA 2/4	CZA 4/4	CZA 8/4	CZA 16/4
H	IMI 0.5	IMI 1	IMI 2	IMI 4	IMI 8	IMI 16	ETP 0.12	ETP 0.25	ETP 0.5	ETP 1	ETP 2	POS

### Antimicrobics





<b>MERO</b>	Meropenem
<b>GEN</b>	Gentamicin
<b>CIP</b>	Ciprofloxacin
<b>AUGC</b>	Amoxicillin / Clavulanic acid constant 2
<b>COL</b>	Colistin
<b>TGC</b>	Tigecycline
<b>TAZ</b>	Ceftazidime
<b>IMI</b>	Imipenem
<b>AZT</b>	Aztreonam
<b>C/T</b>	Ceftolozane / Tazobactam 4
<b>SXT</b>	Trimethoprim / Sulfamethoxazole
<b>P/T4</b>	Piperacillin / Tazobactam constant 4
<b>FOT</b>	Cefotaxime
<b>CZA</b>	Ceftazidime / Avibactam
<b>ETP</b>	Ertapenem
<b>AMI</b>	Amikacin
<b>TOB</b>	Tobramycin
<b>POS</b>	Positive control

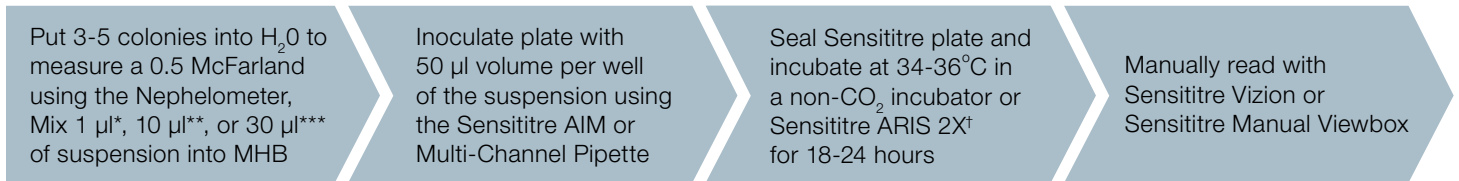
\*For *Proteus* spp. \*\*For Enterobacteriaceae and Non-Enterobacteriaceae. \*\*\*For aid in detection of resistance mechanisms for Enterobacteriaceae and Non-Enterobacteriaceae. †Not available in Europe.

## Sensititre Gram Negative EURGNCOL Plate with Colistin, Ceftazidime/Avibactam and Ceftolozane/Tazobactam

### Intended Use

Antimicrobial susceptibility plate for testing non-fastidious Gram negative isolates

 Inoculum Preparation	 Broth Type	 Use, Methodology and Region	 Read Method
<b>0.5 McFarland Standard</b> (E1041) <b>Sensititre Sterile Water</b> (T3339)	<b>Sensititre Mueller Hinton Broth</b> (T3462)	<b>IVD</b> CE, EUCAST [Europe]	<b>Manual</b> Sensititre Vizion (V2021) Sensititre Manual Viewbox (V4007)



	1	2	3	4	5	6	7	8	9	10	11	12
A	COL 0.25	P/T4 4/4	C/T 4/4	POS	COL 0.25	P/T4 4/4	C/T 4/4	POS	COL 0.25	P/T4 4/4	C/T 4/4	POS
B	COL 0.5	P/T4 8/4	C/T 8/4	MERO 0.25	COL 0.5	P/T4 8/4	C/T 8/4	MERO 0.25	COL 0.5	P/T4 8/4	C/T 8/4	MERO 0.25
C	COL 1	P/T4 16/4	CZA 1/4	MERO 0.5	COL 1	P/T4 16/4	CZA 1/4	MERO 0.5	COL 1	P/T4 16/4	CZA 1/4	MERO 0.5
D	COL 2	P/T4 32/4	CZA 2/4	MERO 1	COL 2	P/T4 32/4	CZA 2/4	MERO 1	COL 2	P/T4 32/4	CZA 2/4	MERO 1
E	COL 4	C/T 0.25/4	CZA 4/4	MERO 2	COL 4	C/T 0.25/4	CZA 4/4	MERO 2	COL 4	C/T 0.25/4	CZA 4/4	MERO 2
F	COL 8	C/T 0.5/4	CZA 8/4	MERO 4	COL 8	C/T 0.5/4	CZA 8/4	MERO 4	COL 8	C/T 0.5/4	CZA 8/4	MERO 4
G	P/T4 1/4	C/T 1/4	CZA 16/4	MERO 8	P/T4 1/4	C/T 1/4	CZA 16/4	MERO 8	P/T4 1/4	C/T 1/4	CZA 16/4	MERO 8
H	P/T4 2/4	C/T 2/4	MERO 0.12	MERO 16	P/T4 2/4	C/T 2/4	MERO 0.12	MERO 16	P/T4 2/4	C/T 2/4	MERO 0.12	MERO 16

### Antimicrobics





<b>COL</b>	Colistin
<b>P/T4</b>	Piperacillin / Tazobactam constant 4
<b>C/T</b>	Ceftolozane / Tazobactam 4
<b>CZA</b>	Ceftazidime / Avibactam
<b>MERO</b>	Meropenem
<b>POS</b>	Positive control

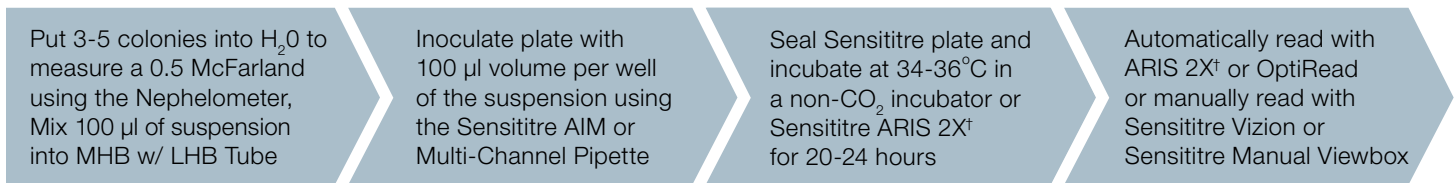
\*For *Proteus* spp. \*\*For Enterobacteriaceae and Non-Enterobacteriaceae. \*\*\*For aid in detection of resistance mechanisms for Enterobacteriaceae and Non-Enterobacteriaceae. †Not available in Europe.

## Sensititre Streptococcus FDANDSF Plate with Oritavancin, Dalbavancin, and Tedizolid

### Intended Use

Antimicrobial susceptibility plate for testing *Streptococcus* species

 Inoculum Preparation	 Broth Type	 Use, Methodology and Region	 Read Method
<b>0.5 McFarland Standard (E1041)</b> <b>Sensititre Mueller Hinton Broth 5 ml (T346205)</b>	<b>Sensititre Mueller Hinton Broth w/Lysed Horse Blood - manual read (CP112-10) or Sensititre Mueller Hinton Broth w/Lysed Horse Blood - autoread (CP11410)</b>	<b>IVD</b> <b>FDA [US]</b>	<b>Autoread or Manual</b> Sensititre ARIS 2X <sup>†</sup> (V3090) Sensititre OptiRead (V3030) Sensititre Vizion (V2021) Sensititre Manual Viewbox (V4007)



	1	2	3	4	5	6	7	8	9	10	11	12
A	ORI 0.0005	ORI 0.001	ORI 0.002	ORI 0.004	ORI 0.008	ORI 0.015	ORI 0.03	ORI 0.06	ORI 0.12	ORI 0.25	ORI 0.5	ORI 1
B	TZD 0.002	TZD 0.004	TZD 0.008	TZD 0.015	TZD 0.03	TZD 0.06	TZD 0.12	TZD 0.25	TZD 0.5	TZD 1	TZD 2	TZD 4
C	CPT 0.004	CPT 0.008	CPT 0.015	CPT 0.03	CPT 0.06	CPT 0.12	CPT 0.25	CPT 0.5	CPT 1	CPT 2	CPT 4	CPT 8
D	DAL 0.001	DAL 0.002	DAL 0.004	DAL 0.008	DAL 0.015	DAL 0.03	DAL 0.06	DAL 0.12	DAL 0.25	DAL 0.5	DAL 1	DAL 2
E	TLA 0.001	TLA 0.002	TLA 0.004	TLA 0.008	TLA 0.015	TLA 0.03	TLA 0.06	TLA 0.12	TLA 0.25	TLA 0.5	TLA 1	TLA 2
F	LZD 0.25	LZD 0.5	LZD 1	LZD 2	LZD 4	LZD 8	LZD 16	LZD 32				
G	VAN 0.06	VAN 0.12	VAN 0.25	VAN 0.5	VAN 1	VAN 2	VAN 4					DTS
H	CLI 0.12	CLI 0.25	CLI 0.5	CLI 1	ERY 0.25	ERY 0.5	ERY 1	ERY 2	ERY 4	POS	POS	POS

### Antimicrobics

CLI	Clindamycin
CPT	Ceftaroline
DAL	Dalbavancin
DTS	D Test
ERY	Erythromycin
LZD	Linezolid
ORI	Oritavancin
TLA	Telavancin
TZD	Tedizolid
VAN	Vancomycin
POS	Positive control





<sup>†</sup>Not available in Europe.



## Sensititre Streptococcus species STP6F Plate

### Intended Use

Antimicrobial susceptibility plate for testing *Streptococcus* species

 Inoculum Preparation	 Broth Type	 Use, Methodology and Region	 Read Method
<b>0.5 McFarland Standard (E1041)</b> <b>Sensititre Mueller Hinton Broth 5 ml (T346205)</b>	<b>Sensititre Mueller Hinton Broth w/Lysed Horse Blood - manual read (CP112-10) or Sensititre Mueller Hinton Broth w/Lysed Horse Blood - autoread (CP11410)</b>	<b>IVD</b> FDA, CLSI [Worldwide]	<b>Autoread or Manual</b> Sensititre ARIS 2X <sup>†</sup> (V3090) Sensititre OptiRead (V3030) Sensititre Vizion (V2021) Sensititre Manual Viewbox (V4007)

Put 3-5 colonies into H<sub>2</sub>O to measure a 0.5 McFarland using the Nephelometer, Mix 100 µl of suspension into MHB w/ LHB Tube

Inoculate plate with 100 µl volume per well of the suspension using the Sensititre AIM or Multi-Channel Pipette

Seal Sensititre plate and incubate at 34-36°C in a non-CO<sub>2</sub> incubator or Sensititre ARIS 2X<sup>†</sup> for 20-24 hours

Automatically read with ARIS 2X<sup>†</sup> or OptiRead or manually read with Sensititre Vizion or Sensititre Manual Viewbox

	1	2	3	4	5	6	7	8	9	10	11	12
A	MXF 1	MXF 2	MXF 4	MXF 8	PEN 0.03	PEN 0.06	PEN 0.12	PEN 0.25	PEN 0.5	PEN 1	PEN 2	PEN 4
B	LEVO 0.05	LEVO 1	LEVO 2	LEVO 4	MERO 0.25	MERO 0.5	MERO 1	MERO 2	AZI 0.25	AZI 0.5	AZI 1	AZI 2
C	TET 1	TET 2	TET 4	TET 8	ETP 0.5	ETP 1	ETP 2	ERY 4	ETP 0.25	ERY 0.5	ERY 1	ERY 2
D	FUR 0.5	FUR 1	FUR 2	FUR 4	AUG2 2/1	AUG2 4/2	AUG2 8/4	AUG2 16/8	SXT 0.5/9.5	SXT 1/19	SXT 2/38	SXT 4/76
E	AXO 0.12	AXO 0.25	AXO 0.5	AXO 1	AXO 2	LZD 0.25	LZD 0.5	LZD 1	LZD 2	LZD 4	VAN 0.5	VAN 1
F	FOT 0.12	FOT 0.25	FOT 0.5	FOT 1	FOT 2	FOT 4	CLI 0.12	CLI 0.25	CLI 0.5	CLI 1	VAN 2	VAN 4
G	DAP 0.06	DAP 0.12	DAP 0.25	DAP 0.5	DAP 1	DAP 2	FEP 0.5	FEP 1	FEP 2	FEP 4	FEP 8	POS
H	CHL 1	CHL 2	CHL 4	CHL 8	CHL 16	CHL 32	TGC 0.015	TGC 0.03	TGC 0.06	TGC 0.12	POS	POS

### Antimicrobics

<b>MXF</b>	Moxifloxacin
<b>LEVO</b>	Levofloxacin
<b>TET</b>	Tetracycline
<b>FUR</b>	Cefuroxime
<b>AXO</b>	Ceftriaxone
<b>FOT</b>	Cefotaxime
<b>DAP</b>	Daptomycin
<b>CHL</b>	Chloramphenicol
<b>PEN</b>	Penicillin
<b>MERO</b>	Meropenem
<b>ETP</b>	Ertapenem
<b>AUG2</b>	Amoxicillin / Clavulanic acid 2:1 ratio
<b>LAZD</b>	Linezolid
<b>CLI</b>	Clindamycin
<b>FEP</b>	Cefepime
<b>TGC</b>	Tigecycline
<b>AZI</b>	Azithromycin
<b>ERY</b>	Erythromycin
<b>SXT</b>	Trimethoprim / Sulfamethoxazole
<b>VAN</b>	Vancomycin
<b>POS</b>	Positive control

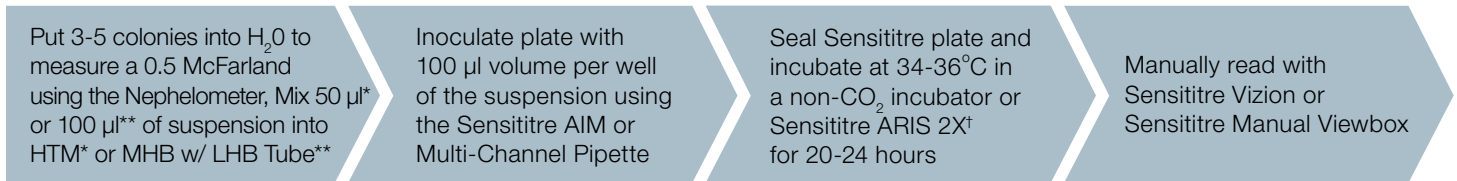
<sup>†</sup>Not available in Europe.

## Sensititre Haemophilus and Streptococcus pneumoniae HPB1 Plate

### Intended Use

Antimicrobial susceptibility plate for testing *Streptococcus pneumoniae* and *Haemophilus influenzae* isolates

Inoculum Preparation	Broth Type	Use, Methodology and Region	Read Method
<b>0.5 McFarland Standard (E1041)</b> <b>Sensititre Mueller Hinton Broth 5 ml (T346205)</b>	<b>Sensititre HTM (T3470)* or Sensititre Mueller Hinton Broth w/Lysed Horse Blood - manual read (CP112-10)**</b>	<b>IVD</b> FDA, CLSI [Worldwide]	<b>Manual</b> Sensititre Vizion (V2021) Sensititre Manual Viewbox (V4007)



	1	2	3	4	5	6	7	8	9	10	11	12
A	LEVO 4	CLA 16	PEN 1	AXO 2	AMP 4	SPX 1	SXT 2/38	MERO 2	FUR 8	TET 4	CHL 4	AUG2 16/8
B	LEVO 2	CLA 8	PEN 0.5	AXO 1	AMP 2	SPX 0.5	SXT 1/19	MERO 1	FUR 4	TET 2	CHL 2	AUG2 8/4
C	LEVO 1	CLA 4	PEN 0.25	AXO 0.5	AMP 1	SPX 0.25	SXT 0.5/9.5	MERO 0.5	FUR 2	TET 1	CHL 1	AUG2 4/2
D	LEVO 0.5	CLA 2	PEN 0.12	AXO 0.25	AMP 0.5	SPX 0.12	SXT 0.25/4.75	MERO 0.25	FUR 1	TET 0.5	CHL 0.5	AUG2 2/1
E	LEVO 0.25	CLA 1	PEN 0.06	AXO 0.12	AMP 0.25	SPX 0.06	SXT 0.12/2.38	MERO 0.12	FUR 0.5	TET 0.25	ERY 0.25	ERY 0.5
F	LEVO 0.12	CLA 0.5	PEN 0.03	AXO 0.06	AMP 0.12	SPX 0.03	SXT 0.06/1.19	MERO 0.06	FIX 0.12	FIX 0.25	FIX 0.5	FIX 1
G	LEVO 0.06	CLA 0.25	PEN 0.015	AXO 0.03	FEP 0.12	FEP 0.25	FEP 0.5	FEP 1	FEP 2	A/S2 1/0.5	A/S2 2/1	POS
H	LEVO 0.03	CLA 0.12	FAC 4	FAC 8	FAC 16	IMI 0.5	IMI 1	IMI 2	IMI 4	POS	POS	POS

### Antimicrobics





A/S2	Ampicillin / Sulbactam 2:1 ratio
AMP	Ampicillin
AUG2	Amoxicillin / Clavulanic Acid 2:1 ratio
AXO	Ceftriaxone
CHL	Chloramphenicol
CLA	Clarithromycin
SXT	Trimethoprim / Sulfamethoxazole
ERY	Erythromycin
FAC	Cefaclor
FEP	Cefepime
FIX	Cefixime
FUR	Cefuroxime
IMI	Imipenem
LEVO	Levofloxacin
MERO	Meropenem
PEN	Penicillin
SPX	Sparfloxacin
TET	Tetracycline
POS	Positive control

\*For *Haemophilus*. \*\*For *S. pneumoniae/streptococcus*. †Not available in Europe.

## Sensititre Gram Positive GPALL1F Plate

### Intended Use

Antimicrobial susceptibility plate for testing non-fastidious Gram positive isolates

 Inoculum Preparation	 Broth Type	 Use, Methodology and Region	 Read Method
<b>0.5 McFarland Standard</b> (E1041) <b>Sensititre Sterile Water</b> (T3339)	<b>Sensititre Mueller Hinton Broth</b> (T3462)	<b>IVD</b> FDA, CLSI [Worldwide]	<b>Autoread or Manual</b> Sensititre ARIS 2X <sup>†</sup> (V3090) Sensititre OptiRead (V3030) Sensititre Vizion (V2021) Sensititre Manual Viewbox (V4007)

Put 3-5 colonies into H<sub>2</sub>O to measure a 0.5 McFarland using the Nephelometer, Mix 10 µl or 30 µl\* of suspension into MHB

Inoculate plate with 50 µl volume per well of the suspension using the Sensititre AIM or Multi-Channel Pipette

Seal Sensititre plate and incubate at 34-36°C in a non-CO<sub>2</sub> incubator or Sensititre ARIS 2X<sup>†</sup> for 18-24 hours

Automatically read with ARIS 2X<sup>†</sup> or OptiRead or manually read with Sensititre Vizion or Sensititre Manual Viewbox

	1	2	3	4	5	6	7	8	9	10	11	12
A	CHL 2	CHL 4	CHL 8	CHL 16	ERY 0.25	ERY 0.5	ERY 1	ERY 2	ERY 4	CLI 0.5	CLI 1	CLI 2
B	DAP 0.5	DAP 1	DAP 2	DAP 4	OXA+ 0.25	OXA+ 0.5	OXA+ 1	OXA+ 2	OXA+ 4	STR 1000	DT1	DT2
C	GEN 2	GEN 4	GEN 8	GEN 16	AMP 0.12	AMP 0.25	AMP 0.5	AMP 1	AMP 2	AMP 4	AMP 8	FOXS 6
D	LZD 1	LZD 2	LZD 4	LZD 8	PEN 0.06	PEN 0.12	PEN 0.25	PEN 0.5	PEN 1	PEN 2	PEN 4	PEN 8
E	RIF 0.5	RIF 1	RIF 2	RIF 4	VAN 0.25	VAN 0.5	VAN 1	VAN 2	VAN 4	VAN 8	VAN 16	VAN 32
F	SXT 0.5/9.5	SXT 1/19	SXT 2/38	SXT 4/76	LEVO 0.25	LEVO 0.5	LEVO 1	LEVO 2	LEVO 4	CIP 1	CIP 2	POS
G	SYN 0.5	SYN 1	SYN 2	SYN 4	TGC 0.03	TGC 0.06	TGC 0.12	TGC 0.25	TGC 0.5	NIT 32	NIT 64	POS
H	TET 2	TET 4	TET 8	TET 16	MXF 0.25	MXF 0.5	MXF 1	MXF 2	MXF 4	GEN 500	NEG	POS

### Antimicrobics





CHL	Chloramphenicol
DAP	Daptomycin
GEN	Gentamicin
LZD	Linezolid
RIF	Rifampin
SXT	Trimethoprim / Sulfamethoxazole
SYN	Quinupristin / Dalfopristin
TET	Tetracycline
ERY	Erythromycin
OXA+	Oxacillin + 2% NaCl
AMP	Ampicillin
PEN	Penicillin
VAN	Vancomycin
LEVO	Levofloxacin
TGC	Tigecycline
MXF	Moxifloxacin
CLI	Cilindamycin
STR	Streptomycin
CIP	Ciprofloxacin
NIT	Nitrofurantoin
DT1	D Test 1
DT2	D Test 2
FOXS	Cefoxitin screen
NEG	Negative control
POS	Positive control

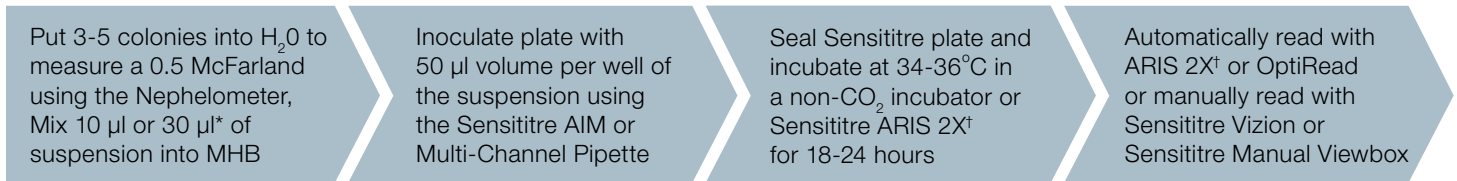
\*For aid in detection of resistance mechanisms for Gram positive organisms. †Not available in Europe.

## Sensititre Gram Positive GPALL3F Plate with Ceftaroline and Telavancin

### Intended Use

Antimicrobial susceptibility plate for testing non-fastidious Gram positive isolates

 Inoculum Preparation	 Broth Type	 Use, Methodology and Region	 Read Method
<b>0.5 McFarland Standard</b> (E1041) <b>Sensititre Sterile Water</b> (T3339)	<b>Sensititre Mueller Hinton Broth</b> (T3462)	<b>IVD</b> FDA, CLSI [Worldwide]	<b>Autoread or Manual</b> Sensititre ARIS 2X <sup>†</sup> (V3090) Sensititre OptiRead (V3030) Sensititre Vizion (V2021) Sensititre Manual Viewbox (V4007)



	1	2	3	4	5	6	7	8	9	10	11	12
A	CPT 0.12	CPT 0.25	CPT 0.5	CPT 1	CPT 2	CPT 4	AMP 0.25	AMP 0.5	AMP 1	AMP 2	AMP 4	AMP 8
B	CHL 2	CHL 4	CHL 8	CHL 16	AXO 8	AXO 16	AXO 32	AXO 64	DAP 0.5	DAP 1	DAP 2	DAP 4
C	CLI 0.5	CLI 1	CLI 2	GEN 4	GEN 8	LEVO 0.25	LEVO 0.5	LEVO 1	LEVO 2	LEVO 4	DT1	DT2
D	LZD 1	LZD 2	LZD 4	LZD 8	VAN 0.25	VAN 0.5	VAN 1	VAN 2	VAN 4	VAN 8	VAN 16	FOXS 6
E	PEN 0.12	PEN 0.25	PEN 0.5	PEN 1	PEN 2	PEN 4	PEN 8	TLA 0.015	TLA 0.03	TLA 0.06	TLA 0.12	TLA 0.25
F	MXF 0.25	MXF 0.5	MXF 1	MXF 2	MXF 4	OXA+ 0.25	OXA+ 0.5	OXA+ 1	OXA+ 2	SXT 2/38	SXT 4/76	POS
G	RIF 1	RIF 2	TGC 0.03	TGC 0.06	TGC 0.12	TGC 0.25	TGC 0.5	NIT 32	NIT 64	GEN 500	STR 1000	POS
H	TET 2	TET 4	TET 8	ERY 0.5	ERY 1	ERY 2	ERY 4	CIP 1	CIP 2	CIP 4	NEG	POS

### Antimicrobics

CPT	Ceftaroline
CHL	Chloramphenicol
CLI	Clindamycin
LZD	Linezolid
PEN	Penicillin
MXF	Moxifloxacin
RIF	Rifampin
TET	Tetracycline
TGC	Tigecycline
GEN	Gentamicin
ERY	Erythromycin
AXO	Ceftaraxone
VAN	Vancomycin
LEVO	Levofloxacin
OXA+	Oxacillin + 2% NaCl
AMP	Ampicillin
TLA	Telavancin w/ Tween mimic
NIT	Nitrofurantoin
CIP	Ciprofloxacin
DAP	Daptomycin
SXT	Trimethoprim / Sulfamethoxazole
DT1	D Test 1
DT2	D Test 2
STR	Streptomycin
FOXS	Cefoxitin screen
NEG	Negative control
POS	Positive control





\*For aid in detection of resistance mechanisms for Gram positive organisms. †Not available in Europe.



## Sensititre Gram Positive EUSTAPF Plate with Ceftaroline and Telavancin

### Intended Use

Antimicrobial susceptibility plate for testing non-fastidious Gram positive isolates

 Inoculum Preparation	 Broth Type	 Use, Methodology and Region	 Read Method
<b>0.5 McFarland Standard</b> (E1041) <b>Sensititre Sterile Water</b> (T3339)	<b>Sensititre Mueller Hinton Broth</b> (T3462)	<b>IVD</b> CE, EUCAST [Europe]	<b>Autoread or Manual</b> Sensititre ARIS 2X <sup>†</sup> (V3090) Sensititre OptiRead (V3030) Sensititre Vizion (V2021) Sensititre Manual Viewbox (V4007)

Put 3-5 colonies into H<sub>2</sub>O to measure a 0.5 McFarland using the Nephelometer, Mix 10 µl or 30 µl\* of suspension into MHB

Inoculate plate with 50 µl volume per well of the suspension using the Sensititre AIM or Multi-Channel Pipette

Seal Sensititre plate and incubate at 34-36°C in a non-CO<sub>2</sub> incubator or Sensititre ARIS 2X<sup>†</sup> for 18-24 hours

Automatically read with ARIS 2X<sup>†</sup> or OptiRead or manually read with Sensititre Vizion or Sensititre Manual Viewbox

	1	2	3	4	5	6	7	8	9	10	11	12
A	CPT 0.5	SXT 1/19	LZD 2	TET 0.5	TEI 1	ERY 0.25	TLA 0.03	TOB 0.25	GEN 0.25	VAN 0.5	RIF 0.03	MUP 0.5
B	CPT 1	SXT 2/38	LZD 4	TET 1	TEI 2	ERY 0.5	TLA 0.06	TOB 0.5	GEN 0.5	VAN 1	RIF 0.06	MUP 1
C	CPT 2	SXT 4/76	LZD 8	TET 2	TEI 4	ERY 1	TLA 0.12	TOB 1	GEN 1	VAN 2	RIF 0.12	MUP 2
D	CPT 4	SXT 8/152	LZD 16	TET 4	TEI 8	ERY 2	TLA 0.25	TOB 2	GEN 2	VAN 4	RIF 0.25	MUP 4
E	FUS 0.5	DAP 0.5	CLI 0.12	LEVO 0.5	TEI 16	ERY 4	TLA 0.5	TOB 4	GEN 4	VAN 8	RIF 0.5	MUP 8
F	FUS 1	DAP 1	CLI 0.25	LEVO 1	NOR 4	DT1	TLA 1	TOB 8	GEN 8	VAN 16	RIF 1	MUP 256
G	FUS 2	DAP 2	CLI 0.5	LEVO 2	NOR 8	DT2	MXF 0.25	MXF 0.5	MXF 1	MXF 2	POS	NEG
H	FUS 4	DAP 4	CLI 1	LEVO 4	NOR 16	FOX 1	FOX 2	FOX 4	FOX 8	FOX 6	POS	POS

### Antimicrobics





<b>FOX</b>	Cefoxitin
<b>FOX5</b>	Cefoxitin screen
<b>CPT</b>	Ceftaroline
<b>CLI</b>	Clindamycin
<b>DT1</b>	D Test 1
<b>DT2</b>	D Test 2
<b>DAP</b>	Daptomycin
<b>ERY</b>	Erythromycin
<b>FUS</b>	Fusidate
<b>GEN</b>	Gentamicin
<b>LEVO</b>	Levofloxacin
<b>LZD</b>	Linexolid
<b>MXF</b>	Moxifloxacin
<b>MUP</b>	Mupirocin
<b>NOR</b>	Norfloracin
<b>RIF</b>	Rifampin
<b>TEI</b>	Teicoplanin
<b>TLA</b>	Telavancin
<b>TET</b>	Tetracycline
<b>TOB</b>	Tobramycin
<b>SXT</b>	Trimethoprim / Sulfanethoxazole
<b>VAN</b>	Vancomycin
<b>NEG</b>	Negative control
<b>POS</b>	Positive control

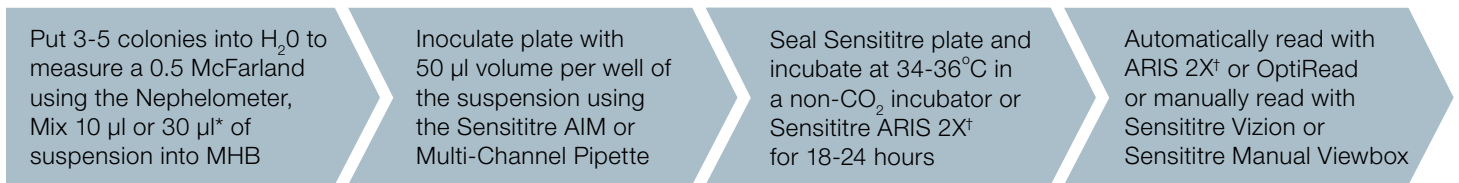
\*For aid in detection of resistance mechanisms for Gram positive organisms. †Not available in Europe.

## Sensititre Gram Positive FDANDPF Plate with Oritavancin, Dalbavancin, and Tedizolid

### Intended Use

Antimicrobial susceptibility plate for testing non-fastidious Gram positive isolates

 Inoculum Preparation	 Broth Type	 Use, Methodology and Region	 Read Method
<b>0.5 McFarland Standard</b> (E1041) <b>Sensititre Sterile Water</b> (T3339)	<b>Sensititre Mueller Hinton Broth</b> (T3462)	<b>IVD</b> FDA [US]	<b>Autoread or Manual</b> Sensititre ARIS 2X <sup>†</sup> (V3090) Sensititre OptiRead (V3030) Sensititre Vizion (V2021) Sensititre Manual Viewbox (V4007)



	1	2	3	4	5	6	7	8	9	10	11	12
A	ORI 0.002	ORI 0.004	ORI 0.008	ORI 0.015	ORI 0.03	ORI 0.06	ORI 0.12	ORI 0.25	ORI 0.5	ORI 1	ORI 2	ORI 4
B	TLA 0.001	TLA 0.002	TLA 0.004	TLA 0.008	TLA 0.015	TLA 0.03	TLA 0.06	TLA 0.12	TLA 0.25	TLA 0.5	TLA 1	TLA 2
C	CPT 0.06	CPT 0.12	CPT 0.25	CPT 0.5	CPT 1	CPT 2	CPT 4	CPT 8	CPT 16	CPT 32	CPT 64	FOXS 6
D	VAN 0.25	VAN 0.5	VAN 1	VAN 2	VAN 4	VAN 8	VAN 16	VAN 32	VAN 64	VAN 128	DT1	DT2
E	DAL 0.008	DAL 0.015	DAL 0.03	DAL 0.06	DAL 0.12	DAL 0.25	DAL 0.5	DAL 1	DAL 2	CLI 0.5	CLI 1	CLI 2
F	TZD 0.03	TZD 0.06	TZD 0.12	TZD 0.25	TZD 0.5	TZD 1	TZD 2	TZD 4	ERY 0.5	ERY 1	ERY 2	ERY 4
G	LZD 0.25	LZD 0.5	LZD 1	LZD 2	LZD 4	LZD 8	LZD 16	LZD 32				NEG
H	OXA+ 0.12	OXA+ 0.25	OXA+ 0.5	OXA+ 1	OXA+ 2	OXA+ 4				POS	POS	POS

### Antimicrobics





<b>FOXS</b>	Cefoxitin screen
<b>CPT</b>	Chloramphenicol
<b>CLI</b>	Clindamycin
<b>DT1</b>	D Test 1
<b>DT2</b>	D Test 2
<b>DAL</b>	Dalbavancin
<b>ERY</b>	Erythromycin
<b>LZD</b>	Linezolid
<b>ORI</b>	Oritavancin
<b>OXA+</b>	Oxacillin + 2% NaCl
<b>TZD</b>	Tedizolid
<b>TLA</b>	Telavancin
<b>VAN</b>	Vancomycin
<b>NEG</b>	Negative control
<b>POS</b>	Positive control

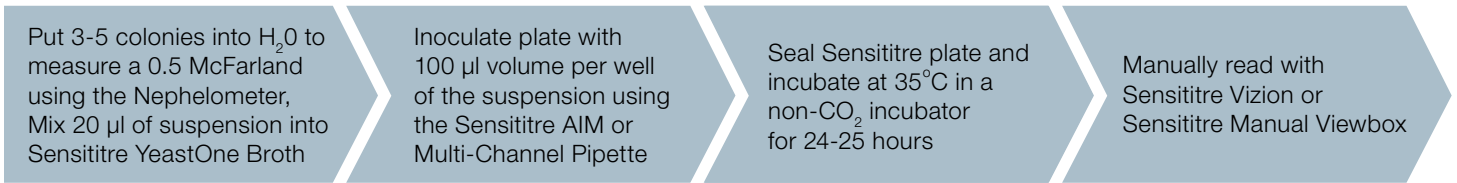
\*For aid in detection of resistance mechanisms for Gram positive organisms. †Not available in Europe.

## Sensititre YeastOne YO2IVD Plate

### Intended Use

Antimicrobial susceptibility plate for testing *Candida* species

 Inoculum Preparation	 Broth Type	 Use, Methodology and Region	 Read Method
<b>0.5 McFarland Standard</b> (E1041) <b>Sensititre Sterile Water</b> (T3339)	<b>Sensititre YeastOne Broth</b> (Y3462)	<b>IVD</b> FDA, CLSI [Worldwide]	<b>Manual</b> Sensititre Vizion (V2021) Sensititre Manual Viewbox (V4007)



	1	2	3	4	5	6	7	8	9	10	11	12
A	POS	VOR 0.008	VOR 0.015	VOR 0.03	VOR 0.06	VOR 0.12	VOR 0.25	VOR 0.5	VOR 1	VOR 2	VOR 4	IZ 2
B	FC 0.03	FC 0.06	FC 0.12	FC 0.25	FC 0.5	FC 1	FC 2	FC 4	FC 8	FC 16	IZ 0.03	IZ 1
C	FZ 0.25	FZ 0.5	FZ 1	FZ 2	FZ 4	FZ 8	FZ 16	FZ 32	FZ 64	FZ 32	IZ 0.06	IZ 0.5
D	CAS 0.015	CAS 0.03	CAS 0.06	CAS 0.12	CAS 0.25	CAS 0.5	CAS 1	CAS 2	CAS 4	CAS 8	IZ 0.12	IZ 0.25
E	POS	VOR 0.008	VOR 0.015	VOR 0.03	VOR 0.06	VOR 0.12	VOR 0.25	VOR 0.5	VOR 1	VOR 2	VOR 4	IZ 2
F	FC 0.03	FC 0.06	FC 0.12	FC 0.25	FC 0.5	FC 1	FC 2	FC 4	FC 8	FC 16	IZ 0.03	IZ 1
G	FZ 0.25	FZ 0.5	FZ 1	FZ 2	FZ 4	FZ 8	FZ 16	FZ 32	FZ 64	FC 32	IZ 0.06	IZ 0.5
H	CAS 0.015	CAS 0.03	CAS 0.06	CAS 0.12	CAS 0.25	CAS 0.5	CAS 1	CAS 2	CAS 4	CAS 8	IZ 0.12	IZ 0.25





### Antimicrobics


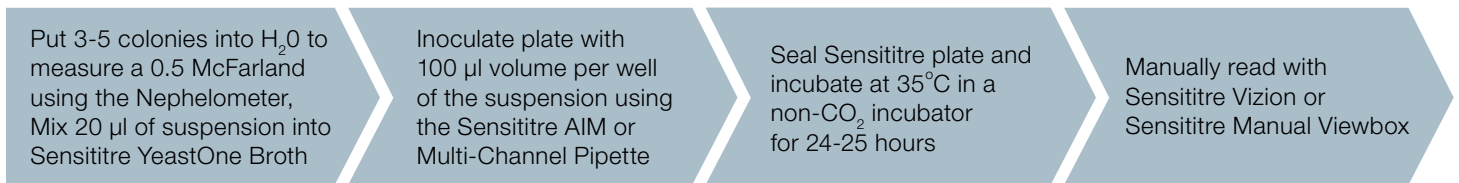
<b>FC</b>	5-Flucytosine
<b>FZ</b>	Fluconazole
<b>CAS</b>	Casposfungin
<b>VOR</b>	Voriconazole
<b>IZ</b>	Itraconazole
<b>POS</b>	Positive control

## Sensititre YeastOne YO3IVD Plate with Micafungin

### Intended Use

Antimicrobial susceptibility plate for testing *Candida* species

 Inoculum Preparation	 Broth Type	 Use, Methodology and Region	 Read Method
<b>0.5 McFarland Standard</b> (E1041) <b>Sensititre Sterile Water</b> (T3339)	<b>Sensititre YeastOne Broth</b> (Y3462)	<b>IVD</b> FDA, CLSI [Worldwide]	<b>Manual</b> Sensititre Vizion (V2021) Sensititre Manual Viewbox (V4007)



### Antimicrobics





- FC** 5-Flucytosine
- FZ** Fluconazole
- CAS** Caspofungin
- VOR** Voriconazole
- IZ** Itraconazole
- MF** Micafungin
- POS** Positive control

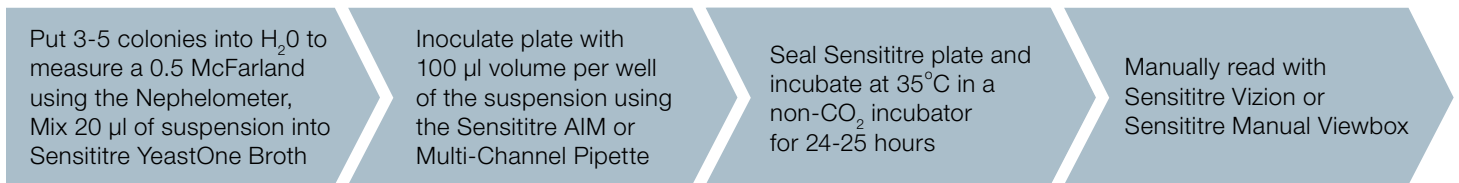


## Sensititre YeastOne YO9 Plate with Anidulafungin and Micafungin

### Intended Use

Antimicrobial susceptibility plate for testing *Candida* species

 Inoculum Preparation	 Broth Type	 Use, Methodology and Region	 Read Method
<b>0.5 McFarland Standard</b> (E1041) <b>Sensititre Sterile Water</b> (T3339)	<b>Sensititre YeastOne Broth</b> (Y3462)	<b>RUO</b> CLSI [US]	<b>Manual</b> Sensititre Vizion (V2021) Sensititre Manual Viewbox (V4007)



	1	2	3	4	5	6	7	8	9	10	11	12
A	POS	AND 0.015	AND 0.03	AND 0.06	AND 0.12	AND 0.25	AND 0.5	AND 1	AND 2	AND 4	AND 8	AB 0.12
B	MF 0.008	MF 0.015	MF 0.03	MF 0.06	MF 0.12	MF 0.25	MF 0.5	MF 1	MF 2	MF 4	MF 8	AB 0.25
C	CAS 0.008	CAS 0.015	CAS 0.03	CAS 0.06	CAS 0.12	CAS 0.25	CAS 0.5	CAS 1	CAS 2	CAS 4	CAS 8	AB 0.5
D	FC 0.06	FC 0.12	FC 0.25	FC 0.5	FC 1	FC 2	FC 4	FC 8	FC 16	FC 32	FC 64	AB 1
E	PZ 0.008	PZ 0.015	PZ 0.03	PZ 0.06	PZ 0.12	PZ 0.25	PZ 0.5	PZ 1	PZ 2	PZ 4	PZ 8	AB 2
F	VOR 0.008	VOR 0.015	VOR 0.03	VOR 0.06	VOR 0.12	VOR 0.25	VOR 0.5	VOR 1	VOR 2	VOR 4	VOR 8	AB 4
G	IZ 0.015	IZ 0.03	IZ 0.06	IZ 0.12	IZ 0.25	IZ 0.5	IZ 1	IZ 2	IZ 4	IZ 8	IZ 16	AB 8
H	FZ 0.12	FZ 0.25	FZ 0.5	FZ 1	FZ 2	FZ 4	FZ 8	FZ 16	FZ 32	FZ 64	FZ 128	FZ 256





### Antimicrobics

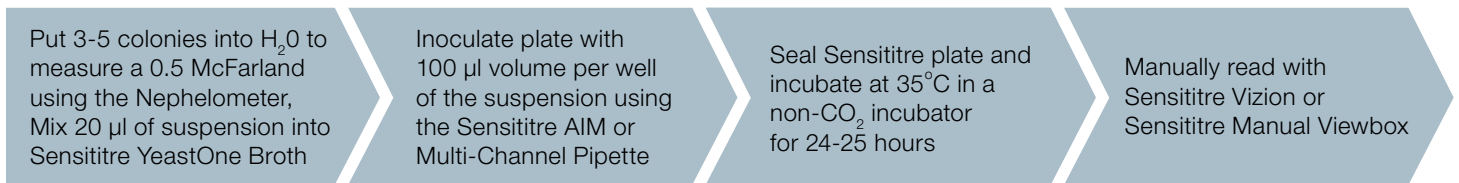
<b>AND</b>	Anidulafungin
<b>AB</b>	Amphotericin B
<b>MF</b>	Micafungin
<b>CAS</b>	Caspofungin
<b>FC</b>	5-Flucytosine
<b>PZ</b>	Posaconazole
<b>VOR</b>	Voriconazole
<b>IZ</b>	Itraconazole
<b>FZ</b>	Fluconazole
<b>POS</b>	Positive control

## Sensititre YeastOne YO10 Plate with Anidulafungin and Micafungin

### Intended Use

Antimicrobial susceptibility plate for testing *Candida* species

 Inoculum Preparation	 Broth Type	 Use, Methodology and Region	 Read Method
<b>0.5 McFarland Standard</b> (E1041) <b>Sensititre Sterile Water</b> (T3339)	<b>Sensititre YeastOne Broth</b> (Y3462)	<b>IVD</b> CE, CLSI [Outside US]	<b>Manual</b> Sensititre Vizion (V2021) Sensititre Manual Viewbox (V4007)



	1	2	3	4	5	6	7	8	9	10	11	12
A	POS	AND 0.015	AND 0.03	AND 0.06	AND 0.12	AND 0.25	AND 0.5	AND 1	AND 2	AND 4	AND 8	AB 0.12
B	MF 0.008	MF 0.015	MF 0.03	MF 0.06	MF 0.12	MF 0.25	MF 0.5	MF 1	MF 2	MF 4	MF 8	AB 0.25
C	CAS 0.008	CAS 0.015	CAS 0.03	CAS 0.06	CAS 0.12	CAS 0.25	CAS 0.5	CAS 1	CAS 2	CAS 4	CAS 8	AB 0.5
D	FC 0.06	FC 0.12	FC 0.25	FC 0.5	FC 1	FC 2	FC 4	FC 8	FC 16	FC 32	FC 64	AB 1
E	PZ 0.008	PZ 0.015	PZ 0.03	PZ 0.06	PZ 0.12	PZ 0.25	PZ 0.5	PZ 1	PZ 2	PZ 4	PZ 8	AB 2
F	VOR 0.008	VOR 0.015	VOR 0.03	VOR 0.06	VOR 0.12	VOR 0.25	VOR 0.5	VOR 1	VOR 2	VOR 4	VOR 8	AB 4
G	IZ 0.015	IZ 0.03	IZ 0.06	IZ 0.12	IZ 0.25	IZ 0.5	IZ 1	IZ 2	IZ 4	IZ 8	IZ 16	AB 8
H	FZ 0.12	FZ 0.25	FZ 0.5	FZ 1	FZ 2	FZ 4	FZ 8	FZ 16	FZ 32	FZ 64	FZ 128	FZ 256





### Antimicrobics

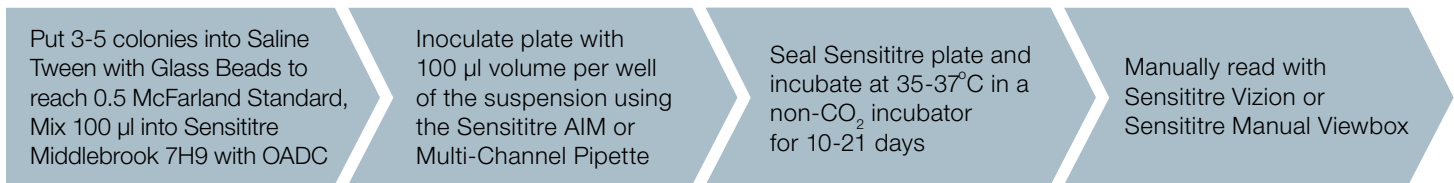
<b>AND</b>	Anidulafungin
<b>AB</b>	Amphotericin B
<b>MF</b>	Micafungin
<b>CAS</b>	Caspofungin
<b>FC</b>	5-Flucytosine
<b>PZ</b>	Posaconazole
<b>VOR</b>	Voriconazole
<b>IZ</b>	Itraconazole
<b>FZ</b>	Fluconazole
<b>POS</b>	Positive control

## Sensititre Mycobacterium tuberculosis MYCOTB Plate

### Intended Use

Determination of MICs to first and second-line anti-tuberculosis drugs for *Mycobacterium tuberculosis* isolates

 Inoculum Preparation	 Broth Type	 Use, Methodology and Region	 Read Method
<b>0.5 McFarland Standard</b> (E1041) <b>Sensititre Saline Tween with Glass Beads</b> (T3490)	<b>Sensititre Middlebrook 7H9 with OADC</b> (T3440)	<b>RUO</b> [US]	<b>Manual</b> Sensititre Vizion (V2021) Sensititre Manual Viewbox (V4007)



	1	2	3	4	5	6	7	8	9	10	11	12
A	OFL 32	MXF 8	RIF 16	AMI 16	STR 32	RFB 16	PAS 64	ETH 40	CYC 256	INH 4	KAN 40	EMB 32
B	OFL 16	MXF 4	RIF 8	AMI 8	STR 16	RFB 8	PAS 32	ETH 20	CYC 128	INH 2	KAN 20	EMB 16
C	OFL 8	MXF 2	RIF 4	AMI 4	STR 8	RFB 4	PAS 16	ETH 10	CYC 64	INH 1	KAN 10	EMB 8
D	OFL 4	MXF 1	RIF 2	AMI 2	STR 4	RFB 2	PAS 8	ETH 5	CYC 32	INH 0.5	KAN 5	EMB 4
E	OFL 2	MXF 0.5	RIF 1	AMI 1	STR 2	RFB 1	PAS 4	ETH 2.5	CYC 16	INH 0.25	KAN 2.5	EMB 2
F	OFL 1	MXF 0.25	RIF 0.5	AMI 0.5	STR 1	RFB 0.5	PAS 2	ETH 1.2	CYC 8	INH 0.12	KAN 1.2	EMB 1
G	OFL 0.5	MXF 0.12	RIF 0.25	AMI 0.25	STR 0.5	RFB 0.25	PAS 1	ETH 0.6	CYC 4	INH 0.06	KAN 0.6	EMB 0.5
H	OFL 0.25	MXF 0.06	RIF 0.12	AMI 0.12	STR 0.25	RFB 0.12	PAS 0.5	ETH 0.3	CYC 2	INH 0.03	POS	POS





### Antimicrobics

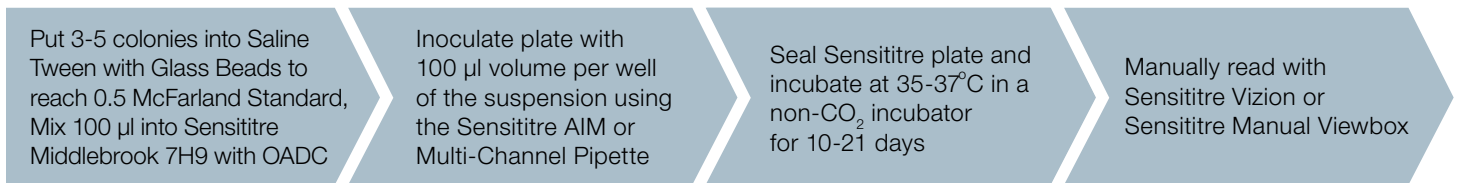
<b>OFL</b>	Ofloxacin
<b>MXF</b>	Moxifloxacin
<b>RIF</b>	Rifampin
<b>AMI</b>	Amikacin
<b>STR</b>	Streptomycin
<b>RFB</b>	Rifabutin
<b>PAS</b>	Para-aminosalicylic acid
<b>ETH</b>	Ethionamide
<b>CYC</b>	Cycloserine
<b>INH</b>	Isoniazid
<b>KAN</b>	Kanamycin
<b>EMB</b>	Ethambutol
<b>POS</b>	Positive control

## Sensititre Mycobacterium tuberculosis MYCOTBI Plate

### Intended Use

Determination of MICs to first and second-line anti-tuberculosis drugs for *Mycobacterium tuberculosis* isolates

 Inoculum Preparation	 Broth Type	 Use, Methodology and Region	 Read Method
<b>0.5 McFarland Standard</b> (E1041) <b>Sensititre Saline Tween with Glass Beads</b> (T3490)	<b>Sensititre Middlebrook 7H9 with OADC</b> (T3440)	<b>IVD</b> CE [Outside US]	<b>Manual</b> Sensititre Vizion (V2021) Sensititre Manual Viewbox (V4007)



	1	2	3	4	5	6	7	8	9	10	11	12
A	OFL 32	MXF 8	RIF 16	AMI 16	STR 32	RFB 16	PAS 64	ETH 40	CYC 256	INH 4	KAN 40	EMB 32
B	OFL 16	MXF 4	RIF 8	AMI 8	STR 16	RFB 8	PAS 32	ETH 20	CYC 128	INH 2	KAN 20	EMB 16
C	OFL 8	MXF 2	RIF 4	AMI 4	STR 8	RFB 4	PAS 16	ETH 10	CYC 64	INH 1	KAN 10	EMB 8
D	OFL 4	MXF 1	RIF 2	AMI 2	STR 4	RFB 2	PAS 8	ETH 5	CYC 32	INH 0.5	KAN 5	EMB 4
E	OFL 2	MXF 0.5	RIF 1	AMI 1	STR 2	RFB 1	PAS 4	ETH 2.5	CYC 16	INH 0.25	KAN 2.5	EMB 2
F	OFL 1	MXF 0.25	RIF 0.5	AMI 0.5	STR 1	RFB 0.5	PAS 2	ETH 1.2	CYC 8	INH 0.12	KAN 1.2	EMB 1
G	OFL 0.5	MXF 0.12	RIF 0.25	AMI 0.25	STR 0.5	RFB 0.25	PAS 1	ETH 0.6	CYC 4	INH 0.06	KAN 0.6	EMB 0.5
H	OFL 0.25	MXF 0.06	RIF 0.12	AMI 0.12	STR 0.25	RFB 0.12	PAS 0.5	ETH 0.3	CYC 2	INH 0.03	POS	POS

### Antimicrobics





<b>OFL</b>	Ofloxacin
<b>MXF</b>	Moxifloxacin
<b>RIF</b>	Rifampin
<b>AMI</b>	Amikacin
<b>STR</b>	Streptomycin
<b>RFB</b>	Rifabutin
<b>PAS</b>	Para-aminosalicylic acid
<b>ETH</b>	Ethionamide
<b>CYC</b>	Cycloserine
<b>INH</b>	Isoniazid
<b>KAN</b>	Kanamycin
<b>EMB</b>	Ethambutol
<b>POS</b>	Positive control

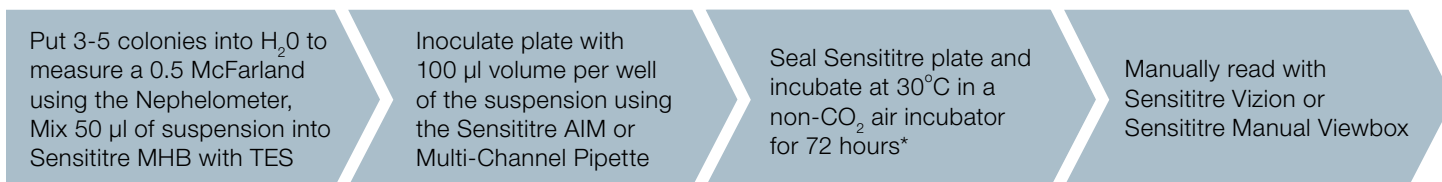


## Sensititre Rapid Growing Myco RAPMYCO Plate

### Intended Use

Susceptibility testing of rapidly growing mycobacteria, *Nocardia* spp., and other aerobic actinomycetes

 Inoculum Preparation	 Broth Type	 Use, Methodology and Region	 Read Method
<b>0.5 McFarland Standard</b> (E1041) <b>Sensititre Sterile Water</b> (T3339)	<b>Sensititre MHB with TES</b> (T3462)	<b>RUO</b> [US]	<b>Manual</b> Sensititre Vizion (V2021) Sensititre Manual Viewbox (V4007)



	1	2	3	4	5	6	7	8	9	10	11	12
A	SXT 0.25/4.75	SXT 0.5/9.5	SXT 1/19	SXT 2/38	SXT 4/76	SXT 8/152	LZD 1	LZD 2	LZD 4	LZD 8	LZD 16	LZD 32
B	CIP 0.12	CIP 0.25	CIP 0.5	CIP 1	CIP 2	CIP 4	IMI 2	IMI 4	IMI 8	IMI 16	IMI 32	IMI 64
C	MXF 0.25	MXF 0.5	MXF 1	MXF 2	MXF 4	MXF 8	FEP 1	FEP 2	FEP 4	FEP 8	FEP 16	FEP 32
D	FOX 4	FOX 8	FOX 16	FOX 32	FOX 64	FOX 128	AUG2 2/1	AUG2 4/2	AUG2 8/4	AUG2 16/8	AUG2 32/16	AUG2 64/32
E	AMI 1	AMI 2	AMI 4	AMI 8	AMI 16	AMI 32	AMI 64	AXO 4	AXO 8	AXO 16	AXO 32	AXO 64
F	DOX 0.12	DOX 0.25	DOX 0.5	DOX 1	DOX 2	DOX 4	DOX 8	DOX 16	MIN 1	MIN 2	MIN 4	MIN 8
G	TGC 0.015	TGC 0.03	TGC 0.06	TGC 0.12	TGC 0.25	TGC 0.5	TGC 1	TGC 2	TGC 4	TOB 1	TOB 2	TOB 4
H	CLA 0.06	CLA 0.12	CLA 0.25	CLA 0.5	CLA 1	CLA 2	CLA 4	CLA 8	CLA 16	TOB 8	TOB 16	POS

### Antimicrobics





<b>SXT</b>	Trimethoprim / Sulfamethoxazole
<b>CIP</b>	Ciprofloxacin
<b>MXF</b>	Moxifloxacin
<b>FOX</b>	Cefoxitin
<b>AMI</b>	Amikacin
<b>DOX</b>	Doxycycline
<b>TGC</b>	Tigecycline
<b>CLA</b>	Clarithromycin
<b>LZD</b>	Linezolid
<b>IMI</b>	Imipenem
<b>FEP</b>	Cefepime
<b>AUG2</b>	Amoxicillin / Clavulanic acid 2:1 ratio
<b>AXO</b>	Ceftriaxone
<b>MIN</b>	Minocycline
<b>TOB</b>	Tobramycin
<b>POS</b>	Positive control

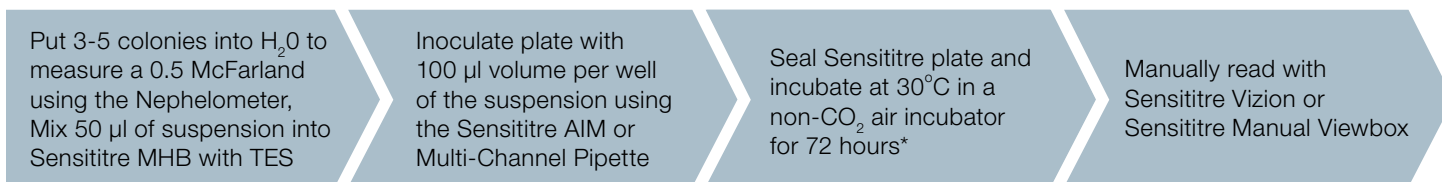
\*For *Nocardia* spp. and other aerobic actinomycetes, incubate at 35°C in a non-CO<sub>2</sub> incubator for 2-3 days.

## Sensititre Rapid Growing Myco RAPMYCOI Plate

### Intended Use

Susceptibility testing of rapidly growing mycobacteria, *Nocardia* spp., and other aerobic actinomycetes

 Inoculum Preparation	 Broth Type	 Use, Methodology and Region	 Read Method
<b>0.5 McFarland Standard</b> (E1041) <b>Sensititre Sterile Water</b> (T3339)	<b>Sensititre MHB with TES</b> (T3462)	<b>IVD</b> <b>CE</b> [Outside US]	<b>Manual</b> Sensititre Vizion (V2021) Sensititre Manual Viewbox (V4007)



	1	2	3	4	5	6	7	8	9	10	11	12
A	SXT 0.25/4.75	SXT 0.5/9.5	SXT 1/19	SXT 2/38	SXT 4/76	SXT 8/152	LZD 1	LZD 2	LZD 4	LZD 8	LZD 16	LZD 32
B	CIP 0.12	CIP 0.25	CIP 0.5	CIP 1	CIP 2	CIP 4	IMI 2	IMI 4	IMI 8	IMI 16	IMI 32	IMI 64
C	MXF 0.25	MXF 0.5	MXF 1	MXF 2	MXF 4	MXF 8	FEP 1	FEP 2	FEP 4	FEP 8	FEP 16	FEP 32
D	FOX 4	FOX 8	FOX 16	FOX 32	FOX 64	FOX 128	AUG2 2/1	AUG2 4/2	AUG2 8/4	AUG2 16/8	AUG2 32/16	AUG2 64/32
E	AMI 1	AMI 2	AMI 4	AMI 8	AMI 16	AMI 32	AMI 64	AXO 4	AXO 8	AXO 16	AXO 32	AXO 64
F	DOX 0.12	DOX 0.25	DOX 0.5	DOX 1	DOX 2	DOX 4	DOX 8	DOX 16	MIN 1	MIN 2	MIN 4	MIN 8
G	TGC 0.015	TGC 0.03	TGC 0.06	TGC 0.12	TGC 0.25	TGC 0.5	TGC 1	TGC 2	TGC 4	TOB 1	TOB 2	TOB 4
H	CLA 0.06	CLA 0.12	CLA 0.25	CLA 0.5	CLA 1	CLA 2	CLA 4	CLA 8	CLA 16	TOB 8	TOB 16	POS

### Antimicrobics





<b>SXT</b>	Trimethoprim / Sulfamethoxazole
<b>CIP</b>	Ciprofloxacin
<b>MXF</b>	Moxifloxacin
<b>FOX</b>	Cefoxitin
<b>AMI</b>	Amikacin
<b>DOX</b>	Doxycycline
<b>TGC</b>	Tigecycline
<b>CLA</b>	Clarithromycin
<b>LZD</b>	Linezolid
<b>IMI</b>	Imipenem
<b>FEP</b>	Cefepime
<b>AUG2</b>	Amoxicillin / Clavulanic acid 2:1 ratio
<b>AXO</b>	Ceftriaxone
<b>MIN</b>	Minocycline
<b>TOB</b>	Tobramycin
<b>POS</b>	Positive control

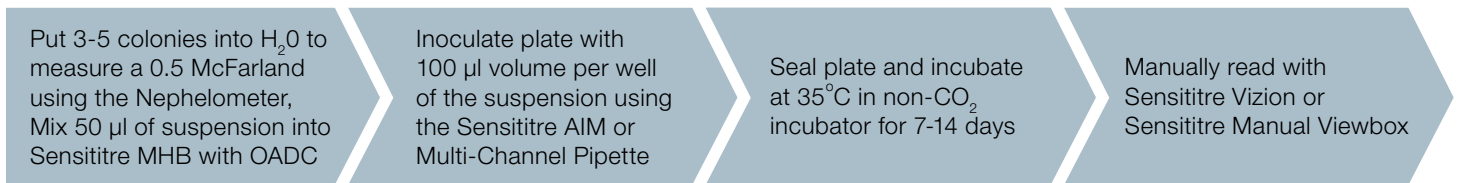
\*For *Nocardia* spp. and other aerobic actinomycetes, incubate at 35°C in a non-CO<sub>2</sub> incubator for 2-3 days.

## Sensititre Slow Growing Myco SLOMYCO Plate

### Intended Use

Susceptibility testing of slow growing non-tuberculosis mycobacteria (NTM)

 Inoculum Preparation	 Broth Type	 Use, Methodology and Region	 Read Method
<b>0.5 McFarland Standard</b> (E1041) <b>Sensititre Sterile Water</b> (T3339)	<b>Sensititre MHB with OADC</b> (T8005)	<b>RUO</b> [US]	<b>Manual</b> Sensititre Vizion (V2021) Sensititre Manual Viewbox (V4007)



	1	2	3	4	5	6	7	8	9	10	11	12
A	CLA 0.06	CLA 0.12	CLA 0.25	CLA 0.5	CLA 1	CLA 2	CLA 4	CLA 8	CIP 16	STR 64	DOX 16	ETH 20
B	CLA 16	CLA 32	CLA 64	MXF 8	RIF 8	SXT 8/152	AMI 64	LZD 64	CIP 8	STR 32	DOX 8	ETH 10
C	RFB 8	EMB 16	INH 8	MXF 4	RIF 4	SXT 4/76	AMI 32	LZD 32	CIP 4	STR 16	DOX 4	ETH 5
D	RFB 4	EMB 8	INH 4	MXF 2	RIF 2	SXT 2/38	AMI 16	LZD 16	CIP 2	STR 8	DOX 2	ETH 2.5
E	RFB 2	EMB 4	INH 2	MXF 1	RIF 1	SXT 1/19	AMI 8	LZD 8	CIP 1	STR 4	DOX 1	ETH 1.2
F	RFB 1	EMB 2	INH 1	MXF 0.5	RIF 0.5	SXT 0.5/9.5	AMI 4	LZD 4	CIP 0.5	STR 2	DOX 0.5	ETH 0.6
G	RFB 0.5	EMB 1	INH 0.5	MXF 0.25	RIF 0.25	SXT 0.25/4.75	AMI 2	LZD 2	CIP 0.25	STR 1	DOX 0.25	ETH 0.3
H	RFB 0.25	EMB 0.5	INH 0.25	MXF 0.12	RIF 0.12	SXT 0.12/2.38	AMI 1	LZD 1	CIP 0.12	STR 0.5	DOX 0.12	POS





### Antimicrobics

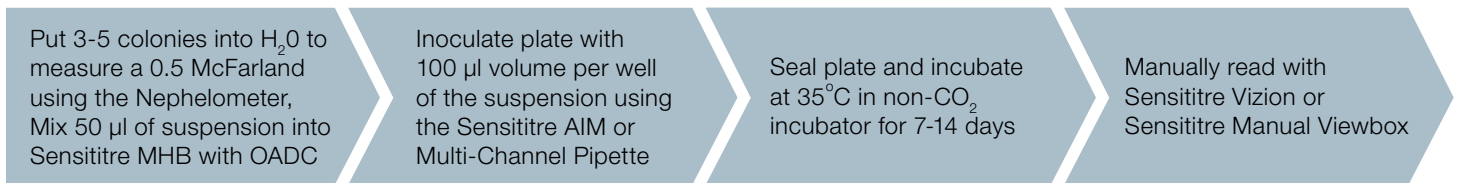
<b>CLA</b>	Clarithromycin
<b>RFB</b>	Rifabutin
<b>EMB</b>	Ethambutol
<b>INH</b>	Isoniazid
<b>MXF</b>	Moxifloxacin
<b>RIF</b>	Rifampin
<b>SXT</b>	Trimethoprim / Sulfamethoxazole
<b>AMI</b>	Amikacin
<b>LZD</b>	Linezolid
<b>CIP</b>	Ciprofloxacin
<b>STR</b>	Streptomycin
<b>DOX</b>	Doxycycline
<b>ETH</b>	Ethionamide
<b>POS</b>	Positive control

## Sensititre Slow Growing Myco SLOMYCOI Plate

### Intended Use

Susceptibility testing of slow growing non-tuberculosis mycobacteria (NTM)

 Inoculum Preparation	 Broth Type	 Use, Methodology and Region	 Read Method
<b>0.5 McFarland Standard</b> (E1041) <b>Sensititre Sterile Water</b> (T3339)	<b>Sensititre MHB with OADC</b> (T8005)	<b>IVD</b> CE [Outside US]	<b>Manual</b> Sensititre Vizion (V2021) Sensititre Manual Viewbox (V4007)



	1	2	3	4	5	6	7	8	9	10	11	12
A	CLA 0.06	CLA 0.12	CLA 0.25	CLA 0.5	CLA 1	CLA 2	CLA 4	CLA 8	CIP 16	STR 64	DOX 16	ETH 20
B	CLA 16	CLA 32	CLA 64	MXF 8	RIF 8	SXT 8/152	AMI 64	LZD 64	CIP 8	STR 32	DOX 8	ETH 10
C	RFB 8	EMB 16	INH 8	MXF 4	RIF 4	SXT 4/76	AMI 32	LZD 32	CIP 4	STR 16	DOX 4	ETH 5
D	RFB 4	EMB 8	INH 4	MXF 2	RIF 2	SXT 2/38	AMI 16	LZD 16	CIP 2	STR 8	DOX 2	ETH 2.5
E	RFB 2	EMB 4	INH 2	MXF 1	RIF 1	SXT 1/19	AMI 8	LZD 8	CIP 1	STR 4	DOX 1	ETH 1.2
F	RFB 1	EMB 2	INH 1	MXF 0.5	RIF 0.5	SXT 0.5/9.5	AMI 4	LZD 4	CIP 0.5	STR 2	DOX 0.5	ETH 0.6
G	RFB 0.5	EMB 1	INH 0.5	MXF 0.25	RIF 0.25	SXT 0.25/4.75	AMI 2	LZD 2	CIP 0.25	STR 1	DOX 0.25	ETH 0.3
H	RFB 0.25	EMB 0.5	INH 0.25	MXF 0.12	RIF 0.12	SXT 0.12/2.38	AMI 1	LZD 1	CIP 0.12	STR 0.5	DOX 0.12	POS

### Antimicrobics

CLA	Clarithromycin
RFB	Rifabutin
EMB	Ethambutol
INH	Isoniazid
MXF	Moxifloxacin
RIF	Rifampin
SXT	Trimethoprim / Sulfamethoxazole
AMI	Amikacin
LZD	Linezolid
CIP	Ciprofloxacin
STR	Streptomycin
DOX	Doxycycline
ETH	Ethionamide
POS	Positive control



# Offering true MIC results for over 40+ veterinary-specific antimicrobials and the broadest portfolio of host animal-specific AST plates, the Sensititre System bolsters your ability to improve animal outcomes.

Emergent diseases and evolving multidrug resistance demand earlier intervention with the latest antimicrobials. To effectively treat animal and zoonotic infections, you need a microbiology offering that delivers relevant, more accurate results every time. For standard and custom solutions formulated specifically for veterinary microbiology laboratories, choose the Sensititre ID/AST System.

Our latest offering is the Thermo Scientific™ Sensititre™ Bovine BOPO7F Plate – the only standard microbroth dilution AST to include gamithromycin and tildipirosin in the fight against bovine respiratory disease.

**Host animal-specific AST formats ensure compliance with veterinary CLSI recommendations.**

**Avian**

**Mastitis**

**Bovine/Porcine**

**Urine**

**Companion**

**Topical**





**Equine**

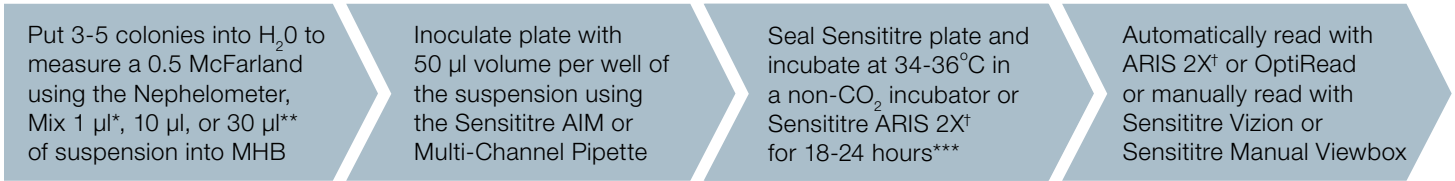


# Sensititre Vet Avian AVIAN1F Plate

## Intended Use

Antimicrobial susceptibility plate for testing non-fastidious Gram positive and Gram negative isolates of veterinary origin

 Inoculum Preparation	 Broth Type	 Use, Methodology and Region	 Read Method
<b>0.5 McFarland Standard</b> (E1041) <b>Sensititre Sterile Water</b> (T3339)	<b>Sensititre Mueller Hinton Broth</b> (T3462)	<b>Veterinary</b> CLSI [Worldwide]	<b>Autoread or Manual</b> Sensititre ARIS 2X <sup>†</sup> (V3090) Sensititre OptiRead (V3030) Sensititre Vizion (V2021) Sensititre Manual Viewbox (V4007)



	1	2	3	4	5	6	7	8	9	10	11	12
A	ENRO 2	ENRO 1	ENRO 0.5	ENRO 0.25	ENRO 0.12	SPE 64	SDM 256	FFN 8	PEN 8	STR 1024	NOV 4	CLI 4
B	GEN 8	GEN 4	GEN 2	GEN 1	GEN 0.5	SPE 32	SDM 128	FFN 4	PEN 4	STR 512	NOV 2	CLI 2
C	XNL 4	XNL 2	XNL 1	XNL 0.5	XNL 0.25	SPE 16	SDM 64	FFN 2	PEN 2	STR 256	NOV 1	CLI 1
D	NEO 32	NEO 16	NEO 8	NEO 4	NEO 2	SPE 8	SDM 32	FFN 1	PEN 1	STR 128	NOV 0.5	CLI 0.5
E	ERY 4	ERY 2	ERY 1	ERY 0.5	ERY 0.25	ERY 0.12	SXT 2/38	STZ 256	PEN 0.5	STR 64	TYLT 20	NEG
F	OXY 8	OXY 4	OXY 2	OXY 1	OXY 0.5	OXY 0.25	SXT 1/19	STZ 128	PEN 0.25	STR 32	TYLT 10	POS
G	TET 8	TET 4	TET 2	TET 1	TET 0.5	TET 0.25	SXT 0.5/9.5	STZ 64	PEN 0.12	STR 16	TYLT 5	POS
H	AMOX 16	AMOX 8	AMOX 4	AMOX 2	AMOX 1	AMOX 0.5	AMOX 0.25	STZ 32	PEN 0.06	STR 8	TYLT 2.5	POS

## Antimicrobics

ENRO	Enrofloxacin
GEN	Gentamicin
XNL	Ceftiofur
NEO	Neomycin
ERY	Erythromycin
OXY	Oxytetracycline
TET	Tetracycline
AMOX	Amoxicillin
SPE	Spectinomycin
SDM	Sulphadimethoxine
SXT	Trimethoprim / Sulfamethoxazole
FFN	Florfenicol
STZ	Sulphathiazole
PEN	Penicillin
STR	Streptomycin
NOV	Novobiocin
TYLT	Tylosin tartrate
CLI	Clindamycin
NEG	Negative control
POS	Positive control

\*For *Proteus* spp. \*\*Ensure detection of hetero-resistant isolates among *Staphylococcus* and *Enterococcus* spp.

\*\*\*Incubate for 24 hours to ensure detection of oxacillin-resistant *Staphylococcus* and vancomycin-resistant *Enterococcus* spp. †Not available in Europe.







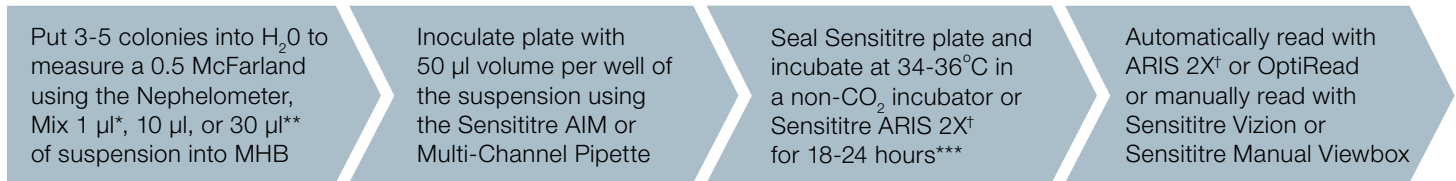
# Sensititre Vet Equine EQUIN1F Plate

## Intended Use

Antimicrobial susceptibility plate for testing non-fastidious Gram positive and Gram negative isolates of veterinary origin

(For *Streptococcus pneumoniae* and *Actinobacillus pleuropneumoniae* isolates, contact your local Thermo Fisher Scientific Microbiology representative for protocol specifications)

 Inoculum Preparation	 Broth Type	 Use, Methodology and Region	 Read Method
<b>0.5 McFarland Standard</b> (E1041) <b>Sensititre Sterile Water</b> (T3339)	<b>Sensititre Mueller Hinton Broth</b> (T3462)	<b>Veterinary</b> CLSI [Worldwide]	<b>Autoread or Manual</b> Sensititre ARIS 2X <sup>†</sup> (V3090) Sensititre OptiRead (V3030) Sensititre Vizion (V2021) Sensititre Manual Viewbox (V4007)



	1	2	3	4	5	6	7	8	9	10	11	12
A	AMI 4	AMI 8	AMI 16	AMI 32	AMP 0.25	AMP 0.5	AMP 1	AMP 2	AMP 4	AMP 8	AMP 16	AMP 32
B	AZI 0.25	AZI 0.5	AZI 1	AZI 2	AZI 4	FAZ 4	FAZ 8	FAZ 16	SXT 0.5/9.5	SXT 1/19	SXT 2/38	SXT 4/76
C	XNL 0.25	XNL 0.5	XNL 1	XNL 2	XNL 4	TAZ 1	TAZ 2	TAZ 4	TAZ 8	TAZ 16	TAZ 32	TAZ 64
D	CHL 4	CHL 8	CHL 16	CHL 32	CLA 1	CLA 2	CLA 4	CLA 8	DOX 2	DOX 4	DOX 8	DOX 16
E	ENRO 0.25	ENRO 0.25	ENRO 1	ENRO 2	GEN 1	GEN 2	GEN 4	GEN 8	IMI 1	IMI 2	IMI 4	IMI 8
F	OXA+ 0.25	OXA+ 0.5	OXA+ 1	OXA+ 2	OXA+ 4	ERY 0.25	ERY 0.5	ERY 1	ERY 2	ERY 4	ERY 8	POS
G	PEN 0.06	PEN 0.12	PEN 0.25	PEN 0.5	PEN 1	PEN 2	PEN 4	PEN 8	RIF 1	RIF 2	RIF 4	POS
H	TIC 8	TIC 16	TIC 32	TIC 64	TIM2 8/2	TIM2 16/2	TIM2 32/2	TIM2 64/2	TET 2	TET 4	TET 8	POS

## Antimicrobics

<b>AMI</b>	Amikacin
<b>AZI</b>	Azithromycin
<b>XNL</b>	Ceftiofur
<b>CHL</b>	Chloramphenicol
<b>ENRO</b>	Enrofloxacin
<b>OXA+</b>	Oxacillin + 2% NaCl
<b>PEN</b>	Penicillin
<b>TIC</b>	Ticarcillin
<b>AMP</b>	Ampicillin
<b>CLA</b>	Clarithromycin
<b>GEN</b>	Gentamicin
<b>TIM2</b>	Ticarcillin / Clavulanic acid constant 2
<b>FAZ</b>	Cefazolin
<b>TAZ</b>	Ceftazidime
<b>ERY</b>	Erythromycin
<b>SXT</b>	Trimethoprim / Sulfamethoxazole
<b>DOX</b>	Doxycycline
<b>IMI</b>	Imipenem
<b>RIF</b>	Rifampin
<b>TET</b>	Tetracycline
<b>POS</b>	Positive Control

\*For *Proteus* spp. \*\*Ensure detection of hetero-resistant isolates among *Staphylococcus* and *Enterococcus* spp.





\*\*\*Incubate for 24 hours to ensure detection of oxacillin-resistant *Staphylococcus* and vancomycin-resistant *Enterococcus* spp. †Not available in Europe.

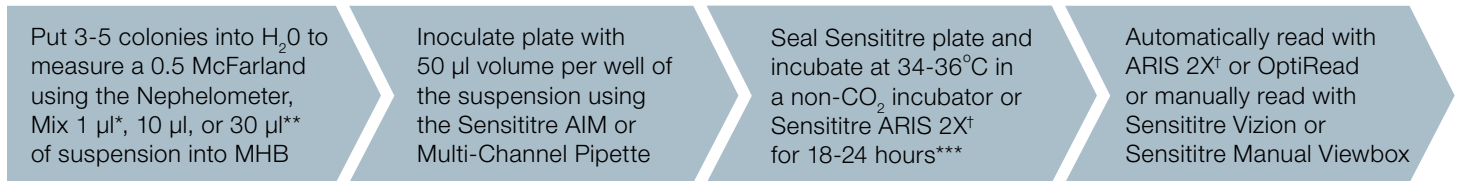
# Sensititre Vet Bovine/Swine BOPO6F Plate

## Intended Use

Antimicrobial susceptibility plate for testing non-fastidious Gram positive and Gram negative isolates of veterinary origin

(For *Mannheimia hemolytica*, *Pasteurella multocida*, *Bordetella bronchiseptica*, *Streptococcus pneumoniae*, *Histophilus somni*, and *Actinobacillus pleuropneumoniae* isolates, contact your local Thermo Fisher Microbiology representative for protocol specifications)

 Inoculum Preparation	 Broth Type	 Use, Methodology and Region	 Read Method
<b>0.5 McFarland Standard</b> (E1041) <b>Sensititre Sterile Water</b> (T3339)	<b>Sensititre Mueller Hinton Broth</b> (T3462)	<b>Veterinary</b> CLSI [Worldwide]	<b>Autoread or Manual</b> Sensititre ARIS 2X <sup>†</sup> (V3090) Sensititre OptiRead (V3030) Sensititre Vizion (V2021) Sensititre Manual Viewbox (V4007)



	1	2	3	4	5	6	7	8	9	10	11	12
A	XNL 8	TIA 32	CTET 8	OXY 8	PEN 8	AMP 16	DANO 1	SXT 2/38	TYLT 4	TUL 4	CLI 16	SDM 256
B	XNL 4	TIA 16	CTET 4	OXY 4	PEN 4	AMP 8	DANO 0.5	SPE 64	TYLT 2	TUL 2	CLI 8	ENRO 2
C	XNL 2	TIA 8	CTET 2	OXY 2	PEN 2	AMP 4	DANO 0.25	SPE 32	TYLT 1	TUL 1	CLI 4	ENRO 1
D	XNL 1	TIA 4	CTET 1	OXY 1	PEN 1	AMP 2	DANO 0.12	SPE 16	TYLT 0.5	TIL 64	CLI 2	ENRO 0.5
E	XNL 0.5	TIA 2	CTET 0.5	OXY 0.5	PEN 0.5	AMP 1	NEO 32	SPE 8	TUL 64	TIL 32	CLI 1	ENRO 0.25
F	XNL 0.25	TIA 1	TIA 0.5	GEN 16	PEN 0.25	AMP 0.5	NEO 16	TYLT 32	TUL 32	TIL 16	CLI 0.5	ENRO 0.12
G	GEN 8	GEN 4	GEN 2	GEN 1	PEN 0.12	AMP 0.25	NEO 8	TYLT 16	TUL 16	TIL 8	CLI 0.25	POS
H	FFN 8	FFN 4	FFN 2	FFN 1	FFN 0.5	FFN 0.25	NEO 4	TYLT 8	TUL 8	TIL 4	POS	POS

## Antimicrobics

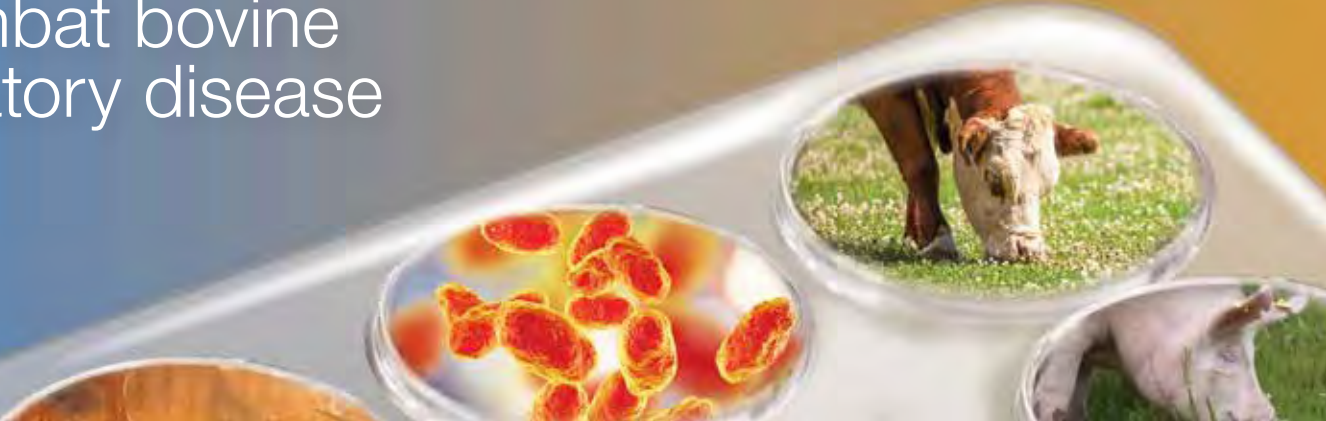
<b>XNL</b>	Ceftiofur
<b>TIA</b>	Tiamulin
<b>CTET</b>	Chlortetracycline
<b>GEN</b>	Gentamicin
<b>FFN</b>	Florfenicol
<b>OXY</b>	Oxytetracycline
<b>PEN</b>	Penicillin
<b>AMP</b>	Ampicillin
<b>DANO</b>	Danofloxacin
<b>SDM</b>	Sulphadimethoxine
<b>NEO</b>	Neomycin
<b>SXT</b>	Trimethoprim / Sulfamethoxazole
<b>SPE</b>	Spectinomycin
<b>TYLT</b>	Tylosin tartrate
<b>TUL</b>	Tulathromycin
<b>TIL</b>	Tilmicosin
<b>CLI</b>	Ciindamycin
<b>ENRO</b>	Enrofloxacin
<b>POS</b>	Positive control

\*For *Proteus* spp. \*\*Ensure detection of hetero-resistant isolates among *Staphylococcus* and *Enterococcus* spp.

\*\*\*Incubate for 24 hours to ensure detection of oxacillin-resistant *Staphylococcus* and vancomycin-resistant *Enterococcus* spp. †Not available in Europe.



# The latest antimicrobials to combat bovine respiratory disease



## Introducing the Sensititre Bovine BOPO7F Plate—the only host animal-specific AST solution to include gamithromycin and tildipirosin in a standard format

Demand for rigorous testing of animals and livestock with the latest antimicrobials has escalated due to emergent diseases like bovine respiratory disease (BRD) and evolving multidrug resistance. BRD presents significant economic challenges to the animal production industry, reinforcing the need for earlier tests and faster results.

As the first standard format AST solution to include gamithromycin and tildipirosin for bovine/porcine applications, the Sensititre Bovine BOPO7F Plate delivers host animal-specific results on a single plate, enabling faster, more effective therapy intervention and improved animal outcomes. The Sensititre Bovine BOPO7F Plate features:



Gamithromycin and tildipirosin, two of the latest antimicrobials approved for the treatment of BRD



Updated breakpoint ranges\* for tilmicosin, tulathromycin and tiamulin to meet the latest standards designated by CLSI, and consolidation of tetracycline agents for more efficient AST



True MIC results from a host animal-specific format





\*Contact Thermo Fisher Scientific Microbiology Technical Support to add new breakpoint updates to your Thermo Scientific™ Sensititre™ SWIN™ Software.

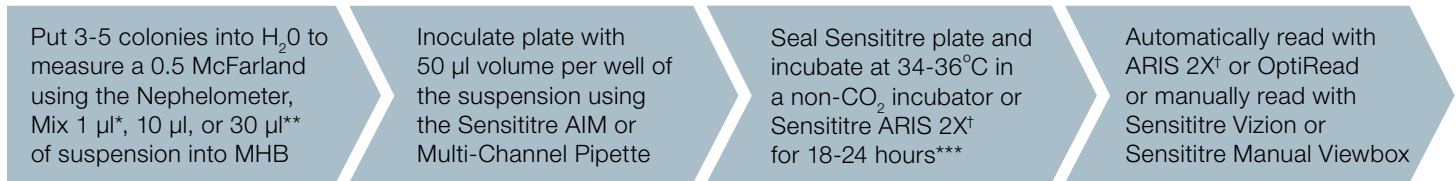
# Sensititre Vet Bovine BOPO7F Plate

## Intended Use

Antimicrobial susceptibility plate for testing non-fastidious Gram positive and Gram negative isolates of veterinary origin

(For *Mannheimia hemolytica*, *Pasteurella multocida*, *Bordetella bronchiseptica*, *Streptococcus pneumoniae*, *Histophilus somni*, and *Actinobacillus pleuropneumoniae* isolates, contact your local Thermo Fisher Microbiology representative for protocol specifications)

 Inoculum Preparation	 Broth Type	 Use, Methodology and Region	 Read Method
<b>0.5 McFarland Standard</b> (E1041) <b>Sensititre Sterile Water</b> (T3339)	<b>Sensititre Mueller Hinton Broth</b> (T3462)	<b>Veterinary</b> CLSI [US, Canada]	<b>Autoread or Manual</b> Sensititre ARIS 2X <sup>†</sup> (V3090) Sensititre OptiRead (V3030) Sensititre Vizion (V2021) Sensititre Manual Viewbox (V4007)



	1	2	3	4	5	6	7	8	9	10	11	12
A	PEN 0.12	PEN 0.25	PEN 0.5	PEN 1	PEN 2	PEN 4	PEN 8	TET 0.5	TET 1	TET 2	TET 4	TET 8
B	AMP 0.25	AMP 0.5	AMP 1	AMP 2	AMP 4	AMP 8	AMP 16	GEN 1	GEN 2	GEN 4	GEN 8	GEN 16
C	TIA 0.5	TIA 1	TIA 2	TIA 4	TIA 8	TIA 16	TIA 32	TIP 1	TIP 2	TIP 4	TIP 8	TIP 16
D	TYLT 0.5	TYLT 1	TYLT 2	TYLT 4	TYLT 8	TYLT 16	TYLT 32	TIL 2	TIL 4	TIL 8	TIL 16	NEO 4
E	NEO 8	NEO 16	NEO 32	TUL 8	TUL 16	TUL 32	TUL 64	ENRO 0.12	ENRO 0.25	ENRO 0.5	ENRO 1	ENRO 2
F	CLI 0.25	CLI 0.5	CLI 1	CLI 2	CLI 4	CLI 8	CLI 16	DANO 0.12	DANO 0.25	DANO 0.5	DANO 1	POS
G	XNL 0.25	XNL 0.5	XNL 1	XNL 2	XNL 4	XNL 8	GAM 1	GAM 2	GAM 4	GAM 8	SDM 256	POS
H	FFN 0.25	FFN 0.5	FFN 1	FFN 2	FFN 4	FFN 8	SPE 8	SPE 16	SPE 32	SPE 64	SXT 2/38	POS

## Antimicrobics

<b>GAM</b>	Gamithromycin
<b>AMP</b>	Ampicillin
<b>XNL</b>	Ceftiofur
<b>CLI</b>	Clindamycin
<b>DANO</b>	Danofloxacin
<b>ENRO</b>	Enrofloxacin
<b>FFN</b>	Florfenicol
<b>GEN</b>	Gentamicin
<b>NEO</b>	Neomycin
<b>PEN</b>	Penicillin
<b>SPE</b>	Spectinomycin
<b>SDM</b>	Sulphadimethoxine
<b>TET</b>	Tetracycline
<b>TIA</b>	Tiamulin
<b>TIP</b>	Tildipirosin
<b>TIL</b>	Tilmicosin
<b>SXT</b>	Trimethoprim / Sulfamethoxazole
<b>TUL</b>	Tulathromycin
<b>TYLT</b>	Tylosin tartrate
<b>POS</b>	Positive control

\*For *Proteus* spp. \*\*Ensure detection of hetero-resistant isolates among *Staphylococcus* and *Enterococcus* spp.

\*\*\*Incubate for 24 hours to ensure detection of oxacillin-resistant *Staphylococcus* and vancomycin-resistant *Enterococcus* spp. †Not available in Europe.



**More choice.**  
More performance.

## Sensititre Veterinary MIC Plates for Companion Animals—expand treatment options with the latest veterinary CLSI recommendations

The Sensititre Vet Companion Animal Gram Positive COMPGP1F Plate and Sensititre Vet Companion Animal Gram Negative COMPGN1F Plate represent our commitment to providing the most comprehensive species-specific drug ranges, including the newest compounds that comply with the latest veterinary CLSI recommendations. Increase the range of Sensititre AST—achieve maximum performance across a number of animal species and surveillance purposes.



**Scalable**—flexible instrumentation options designed to be modular in order to meet unique needs of individual lab space, workload, and budget requirements



**Robust**—superior reproducibility for accurate results the first time, thereby, reducing unnecessary testing and protocols



**Up-to-date**—comply to the latest CLSI veterinary guidelines for companion animal Gram positive and Gram negative AST to ensure relevant results based on real-time epidemiology trends







**Tailor-made**—design your own plate to meet specific formulary and surveillance requirements from a selection of more than 50 veterinary-specific agents

## Sensititre Vet Companion Animal Gram Positive COMPGP1F Plate with Pradofloxacin

### Intended Use

Antimicrobial susceptibility plate for testing non-fastidious Gram positive isolates of veterinary origin

 Inoculum Preparation	 Broth Type	 Use, Methodology and Region	 Read Method
<b>0.5 McFarland Standard</b> (E1041) <b>Sensititre Sterile Water</b> (T3339)	<b>Sensititre Mueller Hinton Broth</b> (T3462)	<b>Veterinary</b> CLSI [Worldwide]	<b>Autoread or Manual</b> Sensititre ARIS 2X <sup>†</sup> (V3090) Sensititre OptiRead (V3030) Sensititre Vizion (V2021) Sensititre Manual Viewbox (V4007)

Put 3-5 colonies into H<sub>2</sub>O to measure a 0.5 McFarland using the Nephelometer, Mix 10 µl or 30 µl\* of suspension into MHB

Inoculate plate with 50 µl volume per well of the suspension using the Sensititre AIM or Multi-Channel Pipette

Seal Sensititre plate and incubate at 34-36°C in a non-CO<sub>2</sub> incubator or Sensititre ARIS 2X<sup>†</sup> for 18-24 hours\*\*

Automatically read with ARIS 2X<sup>†</sup> or OptiRead or manually read with Sensititre Vizion or Sensititre Manual Viewbox

	1	2	3	4	5	6	7	8	9	10	11	12
A	AMP 0.25	AMP 0.5	AMP 1	AMP 2	AMP 4	AMP 8	AUG2 0.25/0.12	AUG2 0.5/0.25	AUG2 1/0.5	AUG2 2/1	AUG2 4/2	AUG2 8/4
B	CEP 2	CEP 4	FAZ 2	FAZ 4	SXT 2/38	SXT 4/76	MIN 0.5	MIN 1	MIN 2	MAR 1	MAR 2	MAR 4
C	ERY 0.25	ERY 0.5	ERY 1	ERY 2	ERY 4	CHL 8	CHL 16	CHL 32	PRA 0.25	PRA 0.5	PRA 1	PRA 2
D	PEN 0.06	PEN 0.12	PEN 0.25	PEN 0.5	PEN 1	PEN 2	PEN 4	PEN 8	CLI 0.5	CLI 1	CLI 2	CLI 4
E	AMI 16	AMI 32	NIT 16	NIT 32	NIT 64	IMI 1	IMI 2	IMI 4	DOX 0.12	DOX 0.25	DOX 0.5	NEG
F	ENRO 0.25	ENRO 0.5	ENRO 1	ENRO 2	ENRO 4	TET 0.25	TET 0.5	TET 1	GEN 4	GEN 8	GEN 16	POS
G	POD 2	POD 4	POD 8	FOV 0.06	FOV 0.12	FOV 0.25	FOV 0.5	FOV 1	FOV 2	FOV 4	FOV 8	POS
H	VAN 1	VAN 2	VAN 4	VAN 8	VAN 16	OXA+ 0.25	OXA+ 0.5	OXA+ 1	OXA+ 2	RIF 1	RIF 2	POS

### Antimicrobics

<b>AMI</b>	Amikacin
<b>AUG2</b>	Amoxicillin / Clavulanic acid 2:1 ratio
<b>AMP</b>	Ampicillin
<b>FAZ</b>	Cefazolin
<b>FOV</b>	Cefovecin
<b>POD</b>	Cefopodoxime
<b>CEP</b>	Cephalothin
<b>CHL</b>	Chloramphenicol
<b>CLI</b>	Clindamycin
<b>DOX</b>	Doxycycline
<b>ENRO</b>	Enrofloxacin
<b>ERY</b>	Erythromycin
<b>GEN</b>	Gentamicin
<b>IMI</b>	Impenem
<b>MAR</b>	Marbofloxacin
<b>MIN</b>	Minocycline
<b>NIT</b>	Nitrofurantoin
<b>OXA+</b>	Oxacillin + 2% NaCl
<b>PEN</b>	Penicillin
<b>PRA</b>	Pradofloxacin
<b>RIF</b>	Rifampin
<b>TET</b>	Tetracycline
<b>SXT</b>	Trimethoprim / Sulfamethoxazole
<b>VAN</b>	Vancomycin
<b>NEG</b>	Negative control
<b>POS</b>	Positive control

\*Ensure detection of hetero-resistant isolates among *Staphylococcus* and *Enterococcus* spp.





\*\*Incubate for 24 hours to ensure detection of oxacillin-resistant *Staphylococcus* and vancomycin-resistant *Enterococcus* spp. †Not available in Europe.

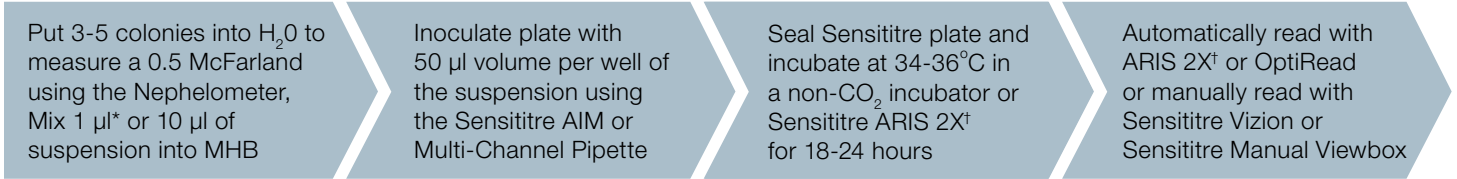


# Sensititre Vet Companion Animal Gram Negative COMPGN1F Plate with Pradofloxacin

## Intended Use

Antimicrobial susceptibility plate for testing non-fastidious Gram negative isolates of veterinary origin

 Inoculum Preparation	 Broth Type	 Use, Methodology and Region	 Read Method
<b>0.5 McFarland Standard</b> (E1041) <b>Sensititre Sterile Water</b> (T3339)	<b>Sensititre Mueller Hinton Broth</b> (T3462)	<b>Veterinary</b> CLSI [Worldwide]	<b>Autoread or Manual</b> Sensititre ARIS 2X <sup>†</sup> (V3090) Sensititre OptiRead (V3030) Sensititre Vizion (V2021) Sensititre Manual Viewbox (V4007)



	1	2	3	4	5	6	7	8	9	10	11	12
A	AMP 0.25	AMP 0.5	AMP 1	AMP 2	AMP 4	AMP 8	AUG2 0.25/0.12	AUG2 0.5/0.25	AUG2 1/0.5	AUG2 2/1	AUG2 4/2	AUG2 8/4
B	POD 1	POD 2	POD 4	POD 8	PRA 0.25	PRA 0.5	PRA 1	PRA 2	SXT 0.5/9.5	SXT 1/19	SXT 2/38	SXT 4/76
C	FOV 0.25	FOV 0.5	FOV 1	FOV 2	FOV 4	FOV 8	GEN 0.25	GEN 0.5	GEN 1	GEN 2	GEN 4	GEN 8
D	LEX 0.5	LEX 1	LEX 2	LEX 4	LEX 8	LEX 16	DOX 0.25	DOX 0.5	DOX 1	DOX 2	DOX 4	DOX 8
E	IMI 1	IMI 2	IMI 4	IMI 8	ORB 1	ORB 2	ORB 4	ORB 8	AMI 4	AMI 8	AMI 16	AMI 32
F	FAZ 1	FAZ 2	FAZ 4	FAZ 8	FAZ 16	FAZ 32	MAR 0.12	MAR 0.25	MAR 0.5	MAR 1	MAR 2	MAR 4
G	ENRO 0.12	ENRO 0.25	ENRO 0.5	ENRO 1	ENRO 2	ENRO 4	CHL 2	CHL 4	CHL 8	CHL 16	CHL 32	POS
H	P/T4 8/4	P/T4 16/4	P/T4 32/4	P/T4 64/4	TET 4	TET 8	TET 16	TAZ 4	TAZ 8	TAZ 16	POS	POS

## Antimicrobics

<b>AMI</b>	Amikacin
<b>AUG2</b>	Amoxicillin / Clavulanic acid 2:1 ratio
<b>AMP</b>	Ampicillin
<b>FAZ</b>	Cefazolin
<b>FOV</b>	Cefovecin
<b>POD</b>	Cefopodoxime
<b>TAZ</b>	Ceftazidime
<b>LEX</b>	Cephalexin
<b>CHL</b>	Chloramphenicol
<b>DOX</b>	Doxycycline
<b>ENRO</b>	Enrofloxacin
<b>GEN</b>	Gentamicin
<b>IMI</b>	Imipenem
<b>MAR</b>	Marbofloxacin
<b>ORB</b>	Orbifloxacin
<b>P/T4</b>	Piperacillin / Tazobactam content 4
<b>PRA</b>	Pradofloxacin
<b>TET</b>	Tetracycline
<b>SXT</b>	Trimethoprim / Sulfamethoxazole
<b>POS</b>	Positive control





\*For *Proteus* spp. †Not available in Europe.

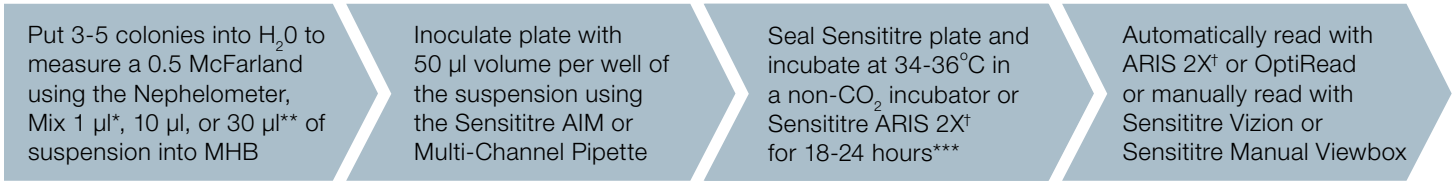
# Sensititre Vet Mastitis CMV1AMAF Plate

## Intended Use

Antimicrobial susceptibility plate for testing non-fastidious Gram positive and Gram negative isolates of veterinary origin

(For *Streptococcus pneumoniae* isolates, contact your local Thermo Fisher Scientific Microbiology representative for protocol specifications)

 Inoculum Preparation	 Broth Type	 Use, Methodology and Region	 Read Method
<b>0.5 McFarland Standard</b> (E1041) <b>Sensititre Sterile Water</b> (T3339)	<b>Sensititre Mueller Hinton Broth</b> (T3462)	<b>Veterinary</b> CLSI [Worldwide]	<b>Autoread or Manual</b> Sensititre ARIS 2X <sup>†</sup> (V3090) Sensititre OptiRead (V3030) Sensititre Vizion (V2021) Sensititre Manual Viewbox (V4007)



	1	2	3	4	5	6	7	8	9	10	11	12
A	POS	POS	POS	PIRL 4	TET 8	XNL 4	POS	POS	POS	PIRL 4	TET 8	XNL 4
B	AMP 8	PEN 8	ERY 4	PIRL 2	TET 4	XNL 2	AMP 8	PEN 8	ERY 4	PIRL 2	TET 4	XNL 2
C	AMP 4	PEN 4	ERY 2	PIRL 1	TET 2	XNL 1	AMP 4	PEN 4	ERY 2	PIRL 1	TET 2	XNL 1
D	AMP 2	PEN 2	ERY 1	PIRL 0.5	TET 1	XNL 0.5	AMP 2	PEN 2	ERY 1	PIRL 0.5	TET 1	XNL 0.5
E	AMP 1	PEN 1	ERY 0.5	P/N 8/16	CEP 16	SDM 256	AMP 1	PEN 1	ERY 0.5	P/N 8/16	CEP 16	SDM 256
F	AMP 0.5	PEN 0.5	ERY 0.25	P/N 4/8	CEP 8	SDM 128	AMP 0.5	PEN 0.5	ERY 0.25	P/N 4/8	CEP 8	SDM 128
G	AMP 0.25	PEN 0.25	OXA+ 4	P/N 2/4	CEP 4	SDM 64	AMP 0.25	PEN 0.25	OXA+ 4	P/N 2/4	CEP 4	SDM 64
H	AMP 0.12	PEN 0.12	OXA+ 2	P/N 1/2	CEP 2	SDM 32	AMP 0.12	PEN 0.12	OXA+ 2	P/N 1/2	CEP 2	SDM 32

## Antimicrobics

<b>AMP</b>	Ampicillin
<b>PEN</b>	Penicillin
<b>ERY</b>	Erythromycin
<b>OXA+</b>	Oxacillin +2% NaCl
<b>PIRL</b>	Pirlamycin
<b>P/N</b>	Penicillin / Novobiocin
<b>TET</b>	Tetracycline
<b>CEP</b>	Cephalothin
<b>XNL</b>	Ceftiofur
<b>SDM</b>	Sulphadimethoxine
<b>POS</b>	Positive control





\*For *Proteus* spp. \*\*Ensure detection of hetero-resistant isolates among *Staphylococcus* and *Enterococcus* spp.

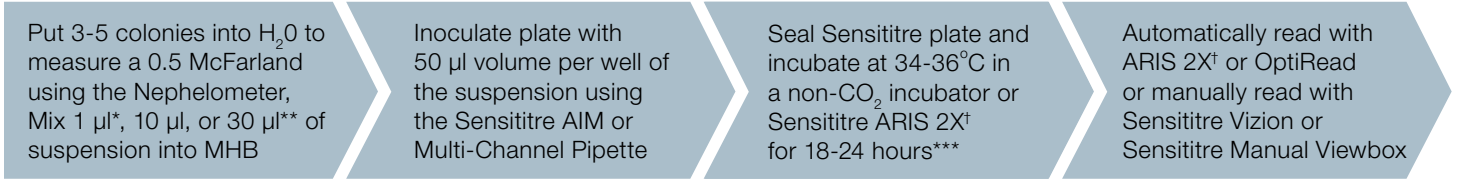
\*\*\*Incubate for 24 hours to ensure detection of oxacillin-resistant *Staphylococcus* and vancomycin-resistant *Enterococcus* spp. †Not available in Europe.

# Sensititre Urinary CMV1BURF Plate

## Intended Use

Antimicrobial susceptibility plate for testing non-fastidious Gram positive and Gram negative isolates of veterinary origin

 Inoculum Preparation	 Broth Type	 Use, Methodology and Region	 Read Method
<b>0.5 McFarland Standard</b> (E1041) <b>Sensititre Sterile Water</b> (T3339)	<b>Sensititre Mueller Hinton Broth</b> (T3462)	<b>Veterinary</b> CLSI [Worldwide]	<b>Autoread or Manual</b> Sensititre ARIS 2X <sup>†</sup> (V3090) Sensititre OptiRead (V3030) Sensititre Vizion (V2021) Sensititre Manual Viewbox (V4007)



	1	2	3	4	5	6	7	8	9	10	11	12
A	POS	POS	POS	AMP 256	AUG2 256/128	ENRO 4	POS	POS	POS	AMP 256	AUG2 256/128	ENRO 4
B	SXT 8/152	TET 128	LEX 256	AMP 128	AUG2 128/64	ENRO 2	SXT 8/152	TET 128	LEX 256	AMP 128	AUG2 128/64	ENRO 2
C	SXT 4/76	TET 64	LEX 128	AMP 64	AUG2 64/32	ENRO 1	SXT 4/76	TET 64	LEX 128	AMP 64	AUG2 64/32	ENRO 1
D	SXT 2/38	TET 32	LEX 64	AMP 32	AUG2 32/16	ENRO 0.5	SXT 2/38	TET 32	LEX 64	AMP 32	AUG2 32/16	ENRO 0.5
E	XNL 4	TET 16	LEX 32	AMP 16	AUG2 16/8	ENRO 0.25	XNL 4	TET 16	LEX 32	AMP 16	AUG2 16/8	ENRO 0.25
F	XNL 2	TET 8	LEX 16	AMP 8	AUG2 8/4	ENRO 0.12	XNL 2	TET 8	LEX 16	AMP 8	AUG2 8/4	ENRO 0.12
G	XNL 1	TET 4	LEX 8	AMP 4	AUG2 4/2	ENRO 0.06	XNL 1	TET 4	LEX 8	AMP 4	AUG2 4/2	ENRO 0.06
H	XNL 0.5	TET 2	LEX 4	AMP 2	AUG2 2/1	ENRO 0.03	XNL 0.5	TET 2	LEX 4	AMP 2	AUG2 2/1	ENRO 0.03

## Antimicrobics

<b>SXT</b>	Trimethoprim / Sulfamethoxazole
<b>XNL</b>	Ceftiofur
<b>TET</b>	Tetracycline
<b>LEX</b>	Cephalexin
<b>AMP</b>	Ampicillin
<b>AUG2</b>	Amoxicillin / Clavulanic acid 2:1 ratio
<b>ENRO</b>	Enrofloxacin
<b>POS</b>	Positive control





\*For *Proteus* spp. \*\*Ensure detection of hetero-resistant isolates among *Staphylococcus* and *Enterococcus* spp.

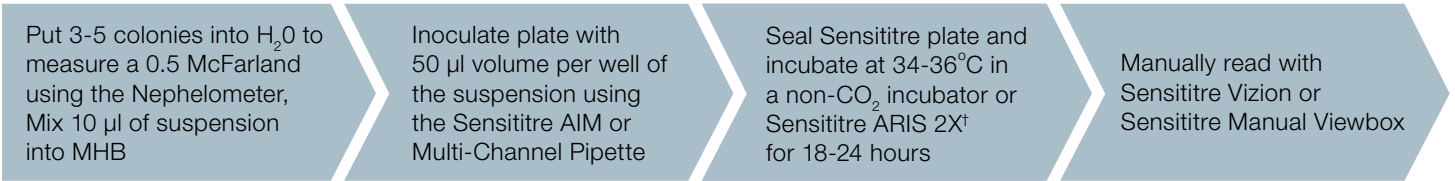
\*\*\*Incubate for 24 hours to ensure detection of oxacillin-resistant *Staphylococcus* and vancomycin-resistant *Enterococcus* spp. †Not available in Europe.

# Sensititre Breakpoint Eye Two-Isolate JOEYE2 Plate

## Product Use

Perform accurate AST with this dual-isolate plate for breakpoint testing of topical compounds

 Inoculum Preparation	 Broth Type	 Use, Methodology and Region	 Read Method
<b>0.5 McFarland Standard</b> (E1041) <b>Sensititre Sterile Water</b> (T3339)	<b>Sensititre Mueller Hinton Broth</b> (T3462)	<b>Veterinary</b> CLSI [Worldwide]	<b>Manual</b> Sensititre Vizion (V2021) Sensititre Manual Viewbox (V4007)



	1	2	3	4	5	6	7	8	9	10	11	12
A	POS	CIP 1	CIP 2	CIP 4	MXF 0.5	MXF 1	POS	CIP 1	CIP 2	CIP 4	MXF 0.5	MXF 1
B	ERY 0.5	ERY 1	ERY 2	ERY 4	NEO 4	NEO 8	ERY 0.5	ERY 1	ERY 2	ERY 4	NEO 4	NEO 8
C	OXY 0.5	OXY 1	OXY 2	OXY 4	AMI 16	AMI 32	OXY 0.5	OXY 1	OXY 2	OXY 4	AMI 16	AMI 32
D	GEN 2	GEN 4	GEN 8	TIC 16	TIC 32	TIC 64	GEN 2	GEN 4	GEN 8	TIC 16	TIC 32	TIC 64
E	CHL 4	CHL 8	CHL 16	TOB 4	TOB 8	TOB 16	CHL 4	CHL 8	CHL 16	TOB 4	TOB 8	TOB 16
F	OFL 0.12	OFL 0.25	OFL 0.5	OFL 1	POL 5	POL 10	OFL 0.12	OFL 0.25	OFL 0.5	OFL 1	POL 5	POL 10
G	BAC 2	BAC 4	XNL 2	XNL 4	FAZ 8	FAZ 16	BAC 2	BAC 4	XNL 2	XNL 4	FAZ 8	FAZ 16
H	DOX 0.12	DOX 0.25	DOX 0.5	DOX 1	DOX 2	SXT 2/38	DOX 0.12	DOX 0.25	DOX 0.5	DOX 1	DOX 2	SXT 2/38

## Antimicrobics

<b>ERY</b>	Erythromycin
<b>OXY</b>	Oxytetracycline
<b>GEN</b>	Gentamicin
<b>CHL</b>	Chloramphenicol
<b>OFL</b>	Ofloxacin
<b>BAC</b>	Bacitracin
<b>DOX</b>	Doxycycline
<b>CIP</b>	Ciprofloxacin
<b>XNL</b>	Ceftiofur
<b>TIC</b>	Ticarcillin
<b>TOB</b>	Tobramycin
<b>MXF</b>	Moxifloxacin
<b>NEO</b>	Neomycin
<b>AMI</b>	Amikacin
<b>POL</b>	Polymixin B
<b>FAZ</b>	Cefazolin
<b>SXT</b>	Trimethoprim / Sulfamethoxazole
<b>POS</b>	Positive control

†Not available in Europe.



# Identifying antimicrobial resistance patterns is vital to your ability to better understand key pathogenic drivers and more effectively respond to emerging resistance.

To do so, your lab needs modular, customizable testing options that meet FDA, CLSI and EUCAST requirements.

The Sensitre System provides a standardized AMR surveillance tool to support public health and national reference laboratories, enabling you to comply with government surveillance mandates while streamlining workflow. Harmonize your surveillance AST with the method of choice for global AMR programs, including:





- US National Antimicrobial Resistance Monitoring System (NARMS), coordinated via FDA/CVM, USDA and the CDC
- US CDC Antibiotic Resistance Lab Network
- EU Monitoring System of Zoonoses - EU Mandate 2013/652/EU

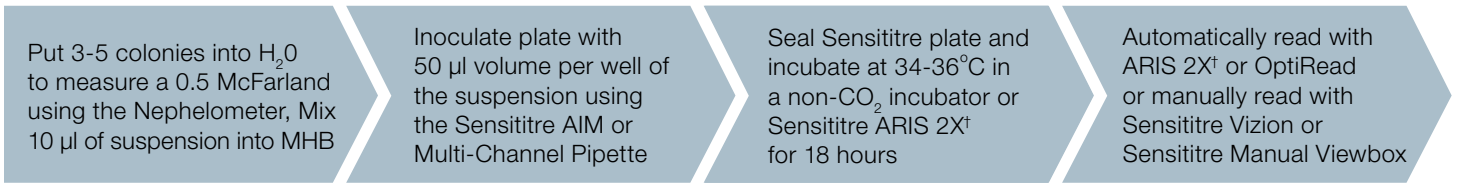


## Sensititre NARMS Gram Negative CMV3AGNF Plate

### Intended Use

Antimicrobial susceptibility plate for testing *Salmonella* and *Escherichia coli* isolates as part of The National Antimicrobial Resistance Monitoring System (NARMS) program in the United States

 Inoculum Preparation	 Broth Type	 Use, Methodology and Region	 Read Method
<b>0.5 McFarland Standard</b> (E1041) <b>Sensititre Sterile Water</b> (T3339)	<b>Sensititre Mueller Hinton Broth</b> (T3462)	<b>Surveillance</b> [Worldwide]	<b>Autoread or Manual</b> Sensititre ARIS 2X <sup>†</sup> (V3090) Sensititre OptiRead (V3030) Sensititre Vizion (V2021) Sensititre Manual Viewbox (V4007)



	1	2	3	4	5	6	7	8	9	10	11	12
A	FOX 32	AZI 8	CHL 16	AXO 64	AXO 0.25	CIP 2	GEN 16	NAL 16	XNL 2	FIS 32	AMP 32	STR 16
B	FOX 16	AZI 4	CHL 8	AXO 32	AUG2 32/16	CIP 1	GEN 8	NAL 8	XNL 1	FIS 16	AMP 16	STR 8
C	FOX 8	AZI 2	CHL 4	AXO 16	AUG2 16/8	CIP 0.5	GEN 4	NAL 4	XNL 0.5	SXT 4/76	AMI 8	STR 4
D	FOX 4	AZI 1	CHL 2	AXO 8	AUG2 8/4	CIP 0.25	GEN 2	NAL 2	XNL 0.25	SXT 2/38	AMP 4	STR 2
E	FOX 2	AZI 0.5	TET 32	AXO 4	AUG2 4/2	CIP 0.12	GEN 1	NAL 1	XNL 0.12	SXT 1/19	AMP 2	NEG
F	FOX 1	AZI 0.25	TET 16	AXO 2	AUG2 2/1	CIP 0.06	GEN 0.5	NAL 0.5	FIS 256	SXT 0.5/9.5	AMP 1	POS
G	FOX 0.5	AZI 0.12	TET 8	AXO 1	AUG2 1/0.5	CIP 0.03	GEN 0.25	XNL 8	FIS 128	SXT 0.25/4.75	STR 64	POS
H	AZI 16	CHL 32	TET 4	AXO 0.5	CIP 4	CIP 0.015	NAL 32	XNL 4	FIS 64	SXT 0.12/2.38	STR 32	POS

### Antimicrobics

<b>FOX</b>	Cefoxitin
<b>AZI</b>	Azithromycin
<b>CHL</b>	Chloramphenicol
<b>TET</b>	Tetracycline
<b>AXO</b>	Ceftriaxone
<b>AUG2</b>	Amoxicillin / Clavulanic acid 2:1 ratio
<b>CIP</b>	Ciprofloxacin
<b>GEN</b>	Gentamicin
<b>NAL</b>	Nalidixic Acid
<b>XNL</b>	Ceftiofur
<b>FIS</b>	Sulfisoxazole
<b>SXT</b>	Trimethoprim / Sulfamethoxazole
<b>AMP</b>	Ampicillin
<b>STR</b>	Streptomycin
<b>NEG</b>	Negative control
<b>POS</b>	Positive control





<sup>†</sup>Not available in Europe.

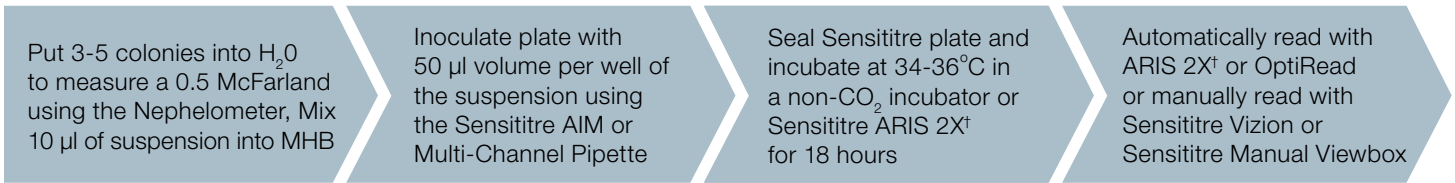


## Sensititre NARMS Gram Negative CMV4AGNF Plate

### Intended Use

Antimicrobial susceptibility plate for testing *Salmonella* and *Escherichia coli* isolates as part of The National Antimicrobial Resistance Monitoring System (NARMS) program in the United States

 Inoculum Preparation	 Broth Type	 Use, Methodology and Region	 Read Method
<b>0.5 McFarland Standard</b> (E1041) <b>Sensititre Sterile Water</b> (T3339)	<b>Sensititre Mueller Hinton Broth</b> (T3462)	<b>Surveillance</b> [Worldwide]	<b>Autoread or Manual</b> Sensititre ARIS 2X <sup>†</sup> (V3090) Sensititre OptiRead (V3030) Sensititre Vizion (V2021) Sensititre Manual Viewbox (V4007)



	1	2	3	4	5	6	7	8	9	10	11	12
A	FOX 32	AZI 16	CHL 16	AXO 64	AXO 0.25	CIP 2	GEN 16	NAL 16	MERO 1	FIS 32	AMP 32	STR 16
B	FOX 16	AZI 8	CHL 8	AXO 32	AUG2 32/16	CIP 1	GEN 8	NAL 8	MERO 0.5	FIS 16	AMP 16	STR 8
C	FOX 8	AZI 4	CHL 4	AXO 16	AUG2 16/8	CIP 0.5	GEN 4	NAL 4	MERO 0.25	SXT 4/76	AMI 8	STR 4
D	FOX 4	AZI 2	CHL 2	AXO 8	AUG2 8/4	CIP 0.25	GEN 2	NAL 2	MERO 0.12	SXT 2/38	AMP 4	STR 2
E	FOX 2	AZI 1	TET 32	AXO 4	AUG2 4/2	CIP 0.12	GEN 1	NAL 1	MERO 0.06	SXT 1/19	AMP 2	NEG
F	FOX 1	AZI 0.5	TET 16	AXO 2	AUG2 2/1	CIP 0.06	GEN 0.5	NAL 0.5	FIS 256	SXT 0.5/9.5	AMP 1	POS
G	FOX 0.5	AZI 0.25	TET 8	AXO 1	AUG2 1/0.5	CIP 0.03	GEN 0.25	MERO 4	FIS 128	SXT 0.25/4.75	STR 64	POS
H	AZI 32	CHL 32	TET 4	AXO 0.5	CIP 4	CIP 0.015	NAL 32	MERO 2	FIS 64	SXT 0.12/2.38	STR 32	POS

### Antimicrobics





<b>AUG2</b>	Amoxicillin / Clavulanic acid 2:1 ratio
<b>AMP</b>	Ampicillin
<b>AZI</b>	Azithromycin
<b>FOX</b>	Cefoxitin
<b>AXO</b>	Ceftriaxone
<b>CHL</b>	Chloramphenicol
<b>CIP</b>	Ciprofloxacin
<b>GEN</b>	Gentamicin
<b>MERO</b>	Meropenem
<b>NAL</b>	Nalidixic Acid
<b>STR</b>	Streptomycin
<b>FIS</b>	Sulfisoxazole
<b>TET</b>	Tetracycline
<b>SXT</b>	Trimethoprim / Sulfamethoxazole
<b>NEG</b>	Negative control
<b>POS</b>	Positive control

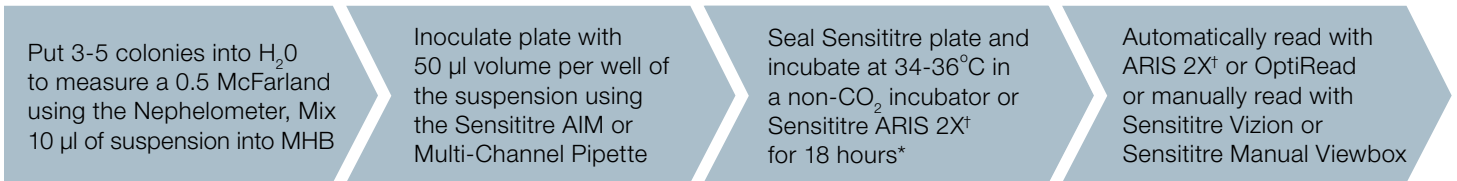
<sup>†</sup>Not available in Europe.

## Sensititre NARMS Gram Positive CMV3AGPF Plate

### Intended Use

Antimicrobial susceptibility plate for testing *Enterococcus* isolates as part of the National Antimicrobial Resistance Monitoring System (NARMS) program in the United States

 Inoculum Preparation	 Broth Type	 Use, Methodology and Region	 Read Method
<b>0.5 McFarland Standard</b> (E1041) <b>Sensititre Sterile Water</b> (T3339)	<b>Sensititre Mueller Hinton Broth</b> (T3462)	<b>Surveillance</b> [Worldwide]	<b>Autoread or Manual</b> Sensititre ARIS 2X <sup>†</sup> (V3090) Sensititre OptiRead (V3030) Sensititre Vizion (V2021) Sensititre Manual Viewbox (V4007)



	1	2	3	4	5	6	7	8	9	10	11	12
A	TGC 0.015	TGC 0.03	TGC 0.06	TGC 0.12	TGC 0.25	TGC 0.5	ERY 0.25	ERY 0.5	ERY 1	ERY 2	ERY 4	ERY 8
B	TET 1	TET 2	TET 4	TET 8	TET 16	TET 32	CIP 0.12	CIP 0.25	CIP 0.5	CIP 1	CIP 2	CIP 4
C	CHL 2	CHL 4	CHL 8	CHL 16	CHL 32	PEN 0.25	PEN 0.5	PEN 1	PEN 2	PEN 4	PEN 8	PEN 16
D	DAP 0.25	DAP 0.5	DAP 1	DAP 2	DAP 4	DAP 8	DAP 16	VAN 0.25	VAN 0.5	VAN 1	VAN 2	VAN 4
E	STR 512	STR 1024	STR 2048	NIT 2	NIT 4	NIT 8	NIT 16	NIT 32	NIT 64	VAN 8	VAN 16	VAN 32
F	TYLT 0.25	TYLT 0.5	TYLT 1	TYLT 2	TYLT 4	TYLT 8	TYLT 16	TYLT 32	GEN 128	GEN 256	GEN 512	GEN 1024
G	SYN 0.5	SYN 1	SYN 2	SYN 4	SYN 8	SYN 16	SYN 32	LIN 1	LIN 2	LIN 4	LIN 8	NEG
H	LZD 0.5	LZD 1	LZD 2	LZD 4	LZD 8	KAN 128	KAN 256	KAN 512	KAN 1024	POS	POS	POS

### Antimicrobics

<b>TGC</b>	Tigecycline
<b>TET</b>	Tetracycline
<b>CHL</b>	Chloramphenicol
<b>DAP</b>	Daptomycin
<b>STR</b>	Streptomycin
<b>TYLT</b>	Tylosin tartarate
<b>SYN</b>	Quinupristin / Dalfoprisitin
<b>LZD</b>	Linezolid
<b>NIT</b>	Nitrofurantoin
<b>PEN</b>	Penicillin
<b>KAN</b>	Kanamycin
<b>ERY</b>	Erythromycin
<b>CIP</b>	Ciprofloxacin
<b>VAN</b>	Vancomycin
<b>LIN</b>	Lincomycin
<b>GEN</b>	Gentamicin
<b>NEG</b>	Negative control
<b>POS</b>	Positive control





\*Linezolid and nitrofurantoin should be read manually at 18 hours and vancomycin should be read manually at 24 hours. <sup>†</sup>Not available in Europe.

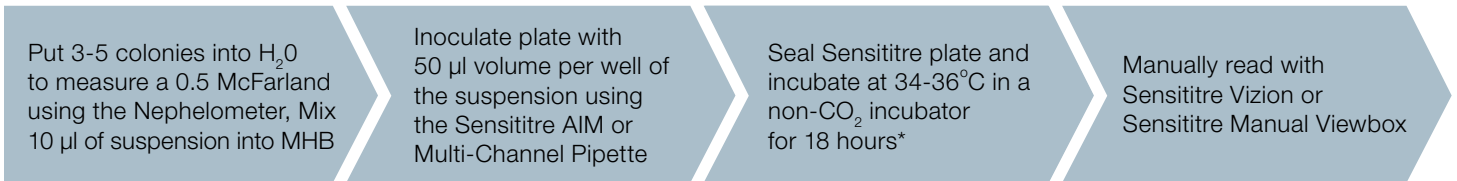


## Sensititre NARMS Gram Positive CMV4AGP Plate

### Intended Use

Antimicrobial susceptibility plate for testing *Enterococcus* isolates as part of the National Antimicrobial Resistance Monitoring System (NARMS) program in the United States

 Inoculum Preparation	 Broth Type	 Use, Methodology and Region	 Read Method
<b>0.5 McFarland Standard</b> (E1041) <b>Sensititre Sterile Water</b> (T3339)	<b>Sensititre Mueller Hinton Broth</b> (T3462)	<b>Surveillance</b> [Worldwide]	<b>Manual</b> Sensititre Vizion (V2021) Sensititre Manual Viewbox (V4007)



	1	2	3	4	5	6	7	8	9	10	11	12
A	TGC 0.015	TGC 0.03	TGC 0.06	TGC 0.12	TGC 0.25	TGC 0.5	TET 1	TET 2	TET 4	TET 8	TET 16	TET 32
B	DAP 0.25	DAP 0.5	DAP 1	DAP 2	DAP 4	DAP 8	DAP 16	LZD 0.5	LZD 1	LZD 2	LZD 4	LZD 8
C	ERY 0.25	ERY 0.5	ERY 1	ERY 2	ERY 4	ERY 8	STR 64	STR 128	STR 256	STR 512	STR 1024	STR 2048
D	GEN 16	GEN 32	GEN 64	GEN 128	GEN 256	GEN 512	GEN 1024	NIT 2	NIT 4	NIT 8	NIT 16	NIT 32
E	CIP 0.12	CIP 0.25	CIP 0.5	CIP 1	CIP 2	CIP 4	CIP 8	CIP 16	NIT 64	NIT 128	NIT 256	NIT 512
F	VAN 0.25	VAN 0.5	VAN 1	VAN 2	VAN 4	VAN 8	VAN 16	VAN 32	AVL 4	AVL 8	AVL 16	AVL 32
G	AMP 0.25	AMP 0.5	AMP 1	AMP 2	SYN 0.5	SYN 1	SYN 2	SYN 4	SYN 8	SYN 16	SYN 32	POS
H	AMP 4	AMP 8	AMP 16	AMP 32	CHL 2	CHL 4	CHL 8	CHL 16	CHL 32	CHL 64	POS	NEG

### Antimicrobics





<b>TGC</b>	Tigecycline
<b>DAP</b>	Daptomycin
<b>ERY</b>	Erythromycin
<b>GEN</b>	Gentamicin
<b>CIP</b>	Ciprofloxacin
<b>VAN</b>	Vancomycin
<b>AMP</b>	Ampicillin
<b>SYN</b>	Quinupristin / Dalbapristin
<b>CHL</b>	Chloramphenicol
<b>TET</b>	Tetracycline
<b>STR</b>	Streptomycin
<b>LZD</b>	Linezolid
<b>NIT</b>	Nitrofurantoin
<b>AVL</b>	Avilamycin
<b>NEG</b>	Negative control
<b>POS</b>	Positive control

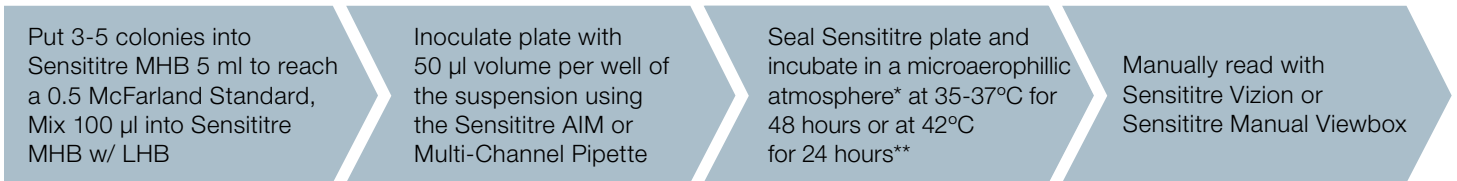
\*Linezolid and nitrofurantoin should be read manually at 18 hours and vancomycin should be read manually at 24 hours.

## Sensititre EU Surveillance Campylobacter EUCAMP2 Plate

### Intended Use

Antimicrobial susceptibility plate for testing *Campylobacter* isolates as part of a surveillance program

 Inoculum Preparation	 Broth Type	 Use, Methodology and Region	 Read Method
<b>0.5 McFarland Standard</b> (E1041) <b>Sensititre Mueller Hinton Broth 5 ml</b> (T346205)	<b>Sensititre Mueller Hinton Broth w/Lysed Horse Blood</b> (CP112-10)	<b>Surveillance</b> [Europe]	<b>Manual</b> Sensititre Vizion (V2021) Sensititre Manual Viewbox (V4007)



	1	2	3	4	5	6	7	8	9	10	11	12
A	ERY 128	CIP 16	TET 64	GEN 16	NAL 64	STR 16	ERY 128	CIP 16	TET 64	GEN 16	NAL 64	STR 16
B	ERY 64	CIP 8	TET 32	GEN 8	NAL 32	STR 8	ERY 64	CIP 8	TET 32	GEN 8	NAL 32	STR 8
C	ERY 32	CIP 4	TET 16	GEN 4	NAL 16	STR 4	ERY 32	CIP 4	TET 16	GEN 4	NAL 16	STR 4
D	ERY 16	CIP 2	TET 8	GEN 2	NAL 8	STR 2	ERY 16	CIP 2	TET 8	GEN 2	NAL 8	STR 2
E	ERY 8	CIP 1	TET 4	GEN 1	NAL 4	STR 1	ERY 8	CIP 1	TET 4	GEN 1	NAL 4	STR 1
F	ERY 4	CIP 0.5	TET 2	GEN 0.5	NAL 2	STR 0.5	ERY 4	CIP 0.5	TET 2	GEN 0.5	NAL 2	STR 0.5
G	ERY 2	CIP 0.25	TET 1	GEN 0.25	NAL 1	STR 0.25	ERY 2	CIP 0.25	TET 1	GEN 0.25	NAL 1	STR 0.25
H	ERY 1	CIP 0.12	TET 0.5	GEN 0.12	POS	POS	ERY 1	CIP 0.12	TET 0.5	GEN 0.12	POS	POS

### Antimicrobics





<b>ERY</b>	Erythromycin
<b>CIP</b>	Ciprofloxacin
<b>TET</b>	Tetracycline
<b>GEN</b>	Gentamicin
<b>NAL</b>	Nalidixic Acid
<b>STR</b>	Streptomycin
<b>POS</b>	Positive control

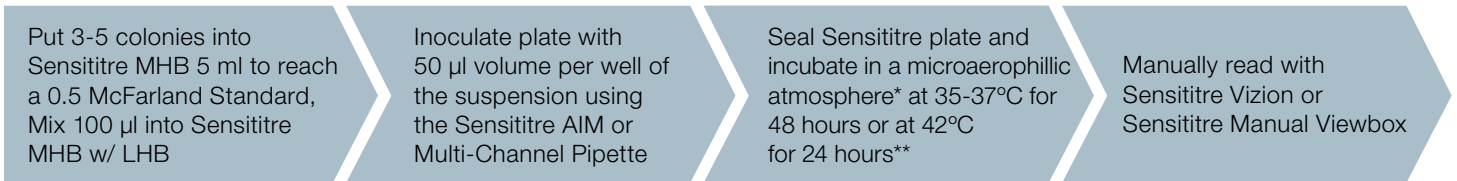
\*85% N<sub>2</sub>, 10% CO<sub>2</sub>, 5% O<sub>2</sub>, \*\*Do not stack plates more than four high.

## Sensititre Campylobacter CAMPY Plate

### Intended Use

Antimicrobial susceptibility plate for testing *Campylobacter* isolates as part of a surveillance program

 Inoculum Preparation	 Broth Type	 Use, Methodology and Region	 Read Method
<b>0.5 McFarland Standard (E1041)</b> <b>Sensititre Mueller Hinton Broth 5 ml (T346205)</b>	<b>Sensititre Mueller Hinton Broth w/Lysed Horse Blood (CP112-10)</b>	<b>Surveillance [Worldwide]</b>	<b>Manual</b> Sensititre Vizion (V2021) Sensititre Manual Viewbox (V4007)



	1	2	3	4	5	6	7	8	9	10	11	12
A	AZI 0.015	AZI 0.03	AZI 0.06	AZI 0.12	AZI 0.25	AZI 0.5	AZI 1	AZI 2	AZI 4	AZI 8	AZI 16	AZI 32
B	AZI 64	CIP 0.015	CIP 0.03	CIP 0.06	CIP 0.12	CIP 0.25	CIP 0.5	CIP 1	CIP 2	CIP 4	CIP 8	CIP 16
C	CIP 32	CIP 64	ERY 0.03	ERY 0.06	ERY 0.12	ERY 0.25	ERY 0.5	ERY 1	ERY 2	ERY 4	ERY 8	ERY 16
D	ERY 32	ERY 64	GEN 0.12	GEN 0.25	GEN 0.5	GEN 1	GEN 2	GEN 4	GEN 8	GEN 16	GEN 32	TET 0.06
E	TET 0.12	TET 0.25	TET 0.5	TET 1	TET 2	TET 4	TET 8	TET 16	TET 32	TET 64	FFN 0.03	FFN 0.06
F	FFN 0.12	FFN 0.25	FFN 0.5	FFN 1	FFN 2	FFN 4	FFN 8	FFN 16	FFN 32	FFN 64	NAL 4	NAL 8
G	NAL 16	NAL 32	NAL 64	TEL 0.015	TEL 0.03	TEL 0.06	TEL 0.12	TEL 0.25	TEL 0.5	TEL 1	TEL 2	TEL 4
H	TEL 8	CLI 0.03	CLI 0.06	CLI 0.12	CLI 0.25	CLI 0.5	CLI 1	CLI 2	CLI 4	CLI 8	CLI 16	POS

### Antimicrobics





<b>AZI</b>	Azithromycin
<b>CIP</b>	Ciprofloxacin
<b>ERY</b>	Erythromycin
<b>TET</b>	Tetracycline
<b>FFN</b>	Florfenicol
<b>NAL</b>	Nalidixic Acid
<b>TEL</b>	Telithromycin
<b>CLI</b>	Clindamycin
<b>GEN</b>	Gentamicin
<b>POS</b>	Positive control

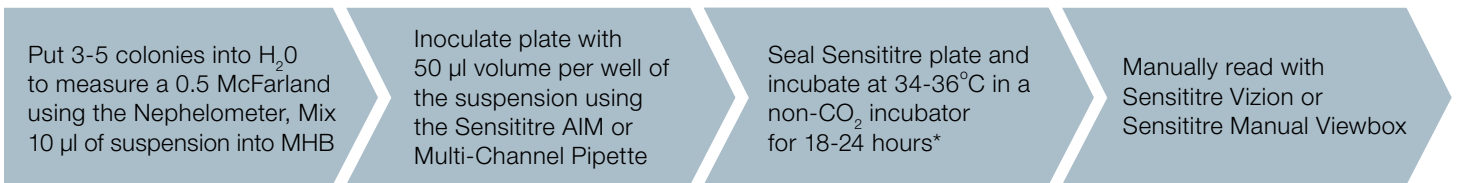
\*85% N<sub>2</sub>, 10% CO<sub>2</sub>, 5% O<sub>2</sub>. \*\*Do not stack plates more than four high.

## Sensititre EU Surveillance Staphylococcus EUST Plate

### Intended Use

Antimicrobial susceptibility plate for testing *Staphylococcus* isolates as part of a surveillance program

 Inoculum Preparation	 Broth Type	 Use, Methodology and Region	 Read Method
<b>0.5 McFarland Standard</b> (E1041) <b>Sensititre Sterile Water</b> (T3339)	<b>Sensititre Mueller Hinton Broth</b> (T3462)	<b>Surveillance</b> [Europe]	<b>Manual</b> Sensititre Vizion (V2021) Sensititre Manual Viewbox (V4007)



	1	2	3	4	5	6	7	8	9	10	11	12
A	CLI 0.12	CLI 0.25	CLI 0.5	CLI 1	CLI 2	CLI 4	ERY 0.25	ERY 0.5	ERY 1	ERY 2	ERY 4	ERY 8
B	TET 0.5	TET 1	TET 2	TET 4	TET 8	TET 16	CIP 0.25	CIP 0.5	CIP 1	CIP 2	CIP 4	CIP 8
C	RIF 0.016	RIF 0.03	RIF 0.06	RIF 0.12	RIF 0.25	RIF 0.5	FOX 0.5	FOX 1	FOX 2	FOX 4	FOX 8	FOX 16
D	STR 4	STR 8	STR 16	STR 32	TIA 0.5	TIA 1	TIA 2	TIA 4	LZD 1	LZD 2	LZD 4	LZD 8
E	FUS 0.5	FUS 1	FUS 2	FUS 4	SYN 0.5	SYN 1	SYN 2	SYN 4	MUP 0.5	MUP 1	MUP 2	MUP 256
F	PEN 0.12	PEN 0.25	PEN 0.5	PEN 1	PEN 2	VAN 1	VAN 2	VAN 4	VAN 8	VAN 16	SMX 64	SMX 128
G	CHL 4	CHL 8	CHL 16	CHL 32	CHL 64	GEN 1	GEN 2	GEN 4	GEN 8	GEN 16	SMX 256	SMX 512
H	KAN 4	KAN 8	KAN 16	KAN 32	KAN 64	TMP 2	TMP 4	TMP 8	TMP 16	TMP 32	NEG	POS

### Antimicrobics

CLI	Clindamycin
TET	Tetracycline
RIF	Rifampin
STR	Streptomycin
FUS	Fusidate
PEN	Penicillin
CHL	Chloramphenicol
KAN	Kanamycin
TIA	Tiamulin
SYN	Quinupristin / Dalfopristin
VAN	Vancomycin
GEN	Gentamicin
TMP	Trimethoprim
ERY	Erythromycin
CIP	Ciprofloxacin
FOX	Cefoxitin
LZD	Linezolid
MUP	Mupirocin
SMX	Sulfamethoxazole
NEG	Negative control
POS	Positive control





\*Incubate for 24 hours to ensure detection of oxacillin-resistant *Staphylococcus* and vancomycin-resistant *Enterococcus* spp.

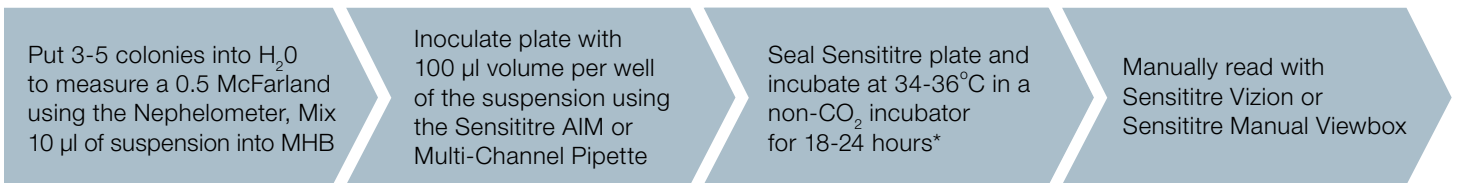


## Sensititre EU Surveillance Enterococcus EUVENC Plate

### Intended Use

Antimicrobial susceptibility plate for testing *Enterococcus* isolates as part of a surveillance program

 Inoculum Preparation	 Broth Type	 Use, Methodology and Region	 Read Method
<b>0.5 McFarland Standard</b> (E1041) <b>Sensititre Sterile Water</b> (T3339)	<b>Sensititre Mueller Hinton Broth</b> (T3462)	<b>Surveillance</b> [Europe]	<b>Manual</b> Sensititre Vizion (V2021) Sensititre Manual Viewbox (V4007)



	1	2	3	4	5	6	7	8	9	10	11	12
A	VAN 128	TEI 64	SYN 64	TET 128	DAP 32	CIP 16	ERY 128	TGC 4	LZD 64	GEN 1024	AMP 64	CHL 128
B	VAN 64	TEI 32	SYN 32	TET 64	DAP 16	CIP 8	ERY 64	TGC 2	LZD 32	GEN 512	AMP 32	CHL 64
C	VAN 32	TEI 16	SYN 16	TET 32	DAP 8	CIP 4	ERY 32	TGC 1	LZD 16	GEN 256	AMP 16	CHL 32
D	VAN 16	TEI 8	SYN 8	TET 16	DAP 4	CIP 2	ERY 16	TGC 0.5	LZD 8	GEN 128	AMP 8	CHL 16
E	VAN 8	TEI 4	SYN 4	TET 8	DAP 2	CIP 1	ERY 8	TGC 0.25	LZD 4	GEN 64	AMP 4	CHL 8
F	VAN 4	TEI 2	SYN 2	TET 4	DAP 1	CIP 0.5	ERY 4	TGC 0.12	LZD 2	GEN 32	AMP 2	CHL 4
G	VAN 2	TEI 1	SYN 1	TET 2	DAP 0.5	CIP 0.25	ERY 2	TGC 0.06	LZD 1	GEN 16	AMP 1	POS
H	VAN 1	TEI 0.5	SYN 0.5	TET 1	DAP 0.25	CIP 0.12	ERY 1	TGC 0.03	LZD 0.5	GEN 8	AMP 0.5	POS

### Antimicrobics





<b>VAN</b>	Vancomycin
<b>TEI</b>	Teicoplanin
<b>SYN</b>	Quinupristin / Dalfopristin
<b>TET</b>	Tetracycline
<b>DAP</b>	Daptomycin
<b>CIP</b>	Ciprofloxacin
<b>ERY</b>	Erythromycin
<b>TGC</b>	Tigecycline
<b>LZD</b>	Linezolid
<b>GEN</b>	Gentamicin
<b>AMP</b>	Ampicillin
<b>CHL</b>	Chloramphenicol
<b>POS</b>	Positive control

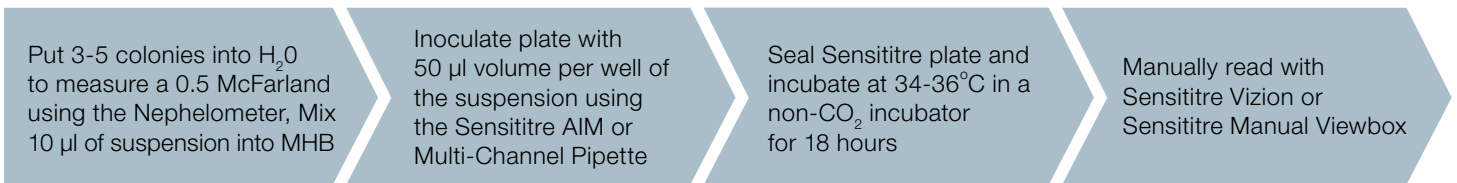
\*Incubate for 24 hours to ensure detection of oxacillin-resistant *Staphylococcus* and vancomycin-resistant *Enterococcus* spp.

## Sensititre EU Surveillance Salmonella/E. coli EUVSEC Plate

### Intended Use

Antimicrobial susceptibility plate for testing *Salmonella* and *Escheria coli* isolates as part of a surveillance program

 Inoculum Preparation	 Broth Type	 Use, Methodology and Region	 Read Method
<b>0.5 McFarland Standard</b> (E1041) <b>Sensititre Sterile Water</b> (T3339)	<b>Sensititre Mueller Hinton Broth</b> (T3462)	<b>Surveillance</b> [Europe]	<b>Manual</b> Sensititre Vizion (V2021) Sensititre Manual Viewbox (V4007)



	1	2	3	4	5	6	7	8	9	10	11	12
A	SMX 1024	TMP 32	CIP 8	TET 64	MERO 16	AZI 64	NAL 128	CHL 128	TGC 8	COL 16	AMP 64	GEN 32
B	SMX 512	TMP 16	CIP 4	TET 32	MERO 8	AZI 32	NAL 64	CHL 64	TGC 4	COL 8	AMP 32	GEN 16
C	SMX 256	TMP 8	CIP 2	TET 16	MERO 4	AZI 16	NAL 32	CHL 32	TGC 2	COL 4	AMP 16	GEN 8
D	SMX 128	TMP 4	CIP 1	TET 8	MERO 2	AZI 8	NAL 16	CHL 16	TGC 1	COL 2	AMP 8	GEN 4
E	SMX 64	TMP 2	CIP 0.5	TET 4	MERO 1	AZI 4	NAL 8	CHL 8	TGC 0.5	COL 1	AMP 4	GEN 2
F	SMX 32	TMP 1	CIP 0.25	TET 2	MERO 0.5	AZI 2	NAL 4	FOT 1	TGC 0.25	TAZ 2	AMP 2	GEN 1
G	SMX 16	TMP 0.5	CIP 0.12	CIP 0.03	MERO 0.25	MERO 0.06	FOT 4	FOT 0.5	TAZ 8	TAZ 1	AMP 1	GEN 0.5
H	SMX 8	TMP 0.25	CIP 0.06	CIP 0.015	MERO 0.12	MERO 0.03	FOT 2	FOT 0.25	TAZ 4	TAZ 0.5	POS	POS





### Antimicrobics

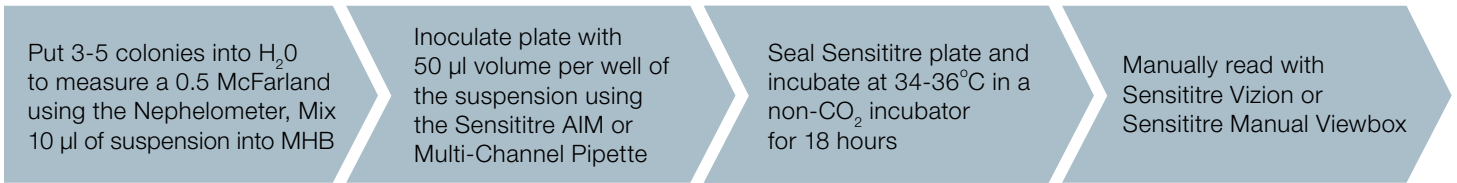
<b>SMX</b>	Sulfamethoxazole
<b>TMP</b>	Trimethoprim
<b>CIP</b>	Ciprofloxacin
<b>TET</b>	Tetracycline
<b>MERO</b>	Meropenem
<b>AZI</b>	Azithromycin
<b>NAL</b>	Nalidixic Acid
<b>FOT</b>	Cefotaxime
<b>CHL</b>	Chloramphenicol
<b>TGC</b>	Tigecycline
<b>TAZ</b>	Ceftazidime
<b>COL</b>	Colistin
<b>AMP</b>	Ampicillin
<b>GEN</b>	Gentamicin
<b>POS</b>	Positive control

## Sensititre EU Surveillance ESBL EUVSEC2 Plate

### Intended Use

Antimicrobial susceptibility plate for testing ESBL isolates as part of a surveillance program

 Inoculum Preparation	 Broth Type	 Use, Methodology and Region	 Read Method
<b>0.5 McFarland Standard</b> (E1041) <b>Sensititre Sterile Water</b> (T3339)	<b>Sensititre Mueller Hinton Broth</b> (T3462)	<b>Surveillance</b> [Europe]	<b>Manual</b> Sensititre Vizion (V2021) Sensititre Manual Viewbox (V4007)



	1	2	3	4	5	6	7	8	9	10	11	12
A	FOX 0.5	FOX 1	FOX 2	FOX 4	FOX 8	FOX 16	FOX 32	FOX 64	FOT 0.25	FOT 0.5	FOT 1	TRM 128
B	ETP 0.015	ETP 0.03	ETP 0.06	ETP 0.12	ETP 0.25	ETP 0.5	ETP 1	ETP 2	FOT 2	FOT 4	FOT 8	TRM 64
C	IMI 0.12	IMI 0.25	IMI 0.5	IMI 1	IMI 2	IMI 4	IMI 8	IMI 16	FOT 16	FOT 32	FOT 64	TRM 32
D	MERO 0.03	MERO 0.06	MERO 0.12	MERO 0.25	MERO 0.5	MERO 1	MERO 2	MERO 4	MERO 8	MERO 16	TRM 2	TRM 16
E	TAZ 0.25	TAZ 0.5	TAZ 1	TAZ 2	TAZ 4	TAZ 8	TAZ 16	TAZ 32	TAZ 64	TAZ 128	TRM 1	TRM 8
F	FEP 0.06	FEP 0.12	FEP 0.25	FEP 0.5	FEP 1	FEP 2	FEP 4	FEP 8	FEP 16	FEP 32	TRM 0.5	TRM 4
G	F/C 0.06/4	F/C 0.12/4	F/C 0.25/4	F/C 0.5/4	F/C 1/4	F/C 2/4	F/C 4/4	F/C 8/4	F/C 16/4	F/C 32/4	F/C 64/4	POS
H	T/C 0.12/4	T/C 0.25/4	T/C 0.5/4	T/C 1/4	T/C 2/4	T/C 4/4	T/C 8/4	T/C 16/4	T/C 32/4	T/C 64/4	T/C 128/4	POS

### Antimicrobics

<b>FOX</b>	Cefoxitin
<b>ETP</b>	Ertapenem
<b>IMI</b>	Imipenem
<b>MERO</b>	Meropenem
<b>TAZ</b>	Ceftazidime
<b>FEP</b>	Cefepime
<b>F/C</b>	Cefotaxime / Clavulanic acid
<b>T/C</b>	Ceftazidime / Clavulanic acid
<b>FOT</b>	Cefotaxime
<b>TRM</b>	Temocillin
<b>POS</b>	Positive control

## QUALITY CONTROL

Perform Sensititre quality control testing with the most comprehensive range of microorganism strains recommended by CLSI and EUCAST.

Thermo Scientific™ Culti-Loops™ enable quick and safe preparation of ATCC® cultures for QC testing. They are ready-to-use bacteriological loops containing gel-stabilised micro-organisms. Each loop is individually packaged in a foil pouch and each pack contains 5 loops.

Below is a list of Culti-Loops containing the recommended ATCC® Strains for the EUCAST and CLSI test methods:

Culti-Loops Part Number	Description	ATCC® Strain	EUCAST		CLSI	
			Routine Testing	Extended Testing	Routine Testing	Extended Testing
R4601250	<i>Bacteroides fragilis</i>	25285™			✓	
R4601260	<i>Bacteroides thetaiotaomicron</i>	29741™			✓	
R4609498	<i>Campylobacter jejuni</i> subsp. <i>Jejuni</i>	33560™	✓			
R4609452	<i>Clostridium Difficile</i>	700057™			✓	
R4601951	<i>Eggerthella lenta</i>	43055™			✓	
R4607030	<i>Enterococcus faecalis</i>	29212™	✓		✓	✓
R4601996	<i>Enterococcus faecalis</i>	51299™	✓		✓	
R4607050	<i>Escherichia coli</i>	25922™	✓		✓	
R4601971	<i>Escherichia coli</i>	35218™			✓	
R4603810	<i>Haemophilus influenza</i>	10211™				✓
R4603830	<i>Haemophilus influenza</i>	49247™		✓	✓	
R4603806	<i>Haemophilus influenza</i>	49766™	✓		✓	
R4603074	<i>Klebsiella pneumoniae</i>	700603™		✓	✓	
R4609384	<i>Klebsiella pneumoniae</i>	BAA-1705™				✓
R4609385	<i>Klebsiella pneumoniae</i>	BAA-1706™				✓
R4609006	<i>Neisseria gonorrhoeae</i>	49226™			✓	
R4607060	<i>Pseudomonas aeruginosa</i>	27853™	✓		✓	
R4609389	<i>Staphylococcus aureus</i>	BAA-1708™			✓	
R4607010	<i>Staphylococcus aureus</i> subsp. <i>aureus</i>	25923™			✓	
R4607011	<i>Staphylococcus aureus</i> subsp. <i>aureus</i>	29213™	✓		✓	✓
R4609022	<i>Staphylococcus aureus</i> subsp. <i>aureus</i>	43300™			✓	
R4606512	<i>Staphylococcus aureus</i> subsp. <i>aureus</i>	BAA-976™				✓
R4606513	<i>Staphylococcus aureus</i> subsp. <i>aureus</i>	BAA-977™				✓
R4609015	<i>Streptococcus pneumoniae</i>	49619™	✓		✓	

The ATCC Licensed Derivative Emblem, the ATCC Licensed Derivative word mark and the ATCC catalog marks are trademarks of ATCC. Remel Inc. is licensed to use these trademarks and to sell products derived from ATCC® cultures. The identity, purity, and authenticity of the Licensed Products are exclusively the responsibility of Remel Inc., and not ATCC. The European Committee on Antimicrobial Susceptibility Testing. Routine and extended internal quality control for MIC determination and disk diffusion as recommended by EUCAST. Version 8.0, 2018. [www.eucast.org](http://www.eucast.org) Clinical and Laboratory Standards Institute (CLSI). *Performance Standards for Antimicrobial Susceptibility Testing*. 27th ed. CLSI supplement M100. Clinical and Laboratory Standards Institute, 950 West Valley Road, Suite 2500, Wayne, Pennsylvania 19087 USA, 2017





## CUSTOM CAPABILITIES

Though the size and workload demands of microbiology laboratories vary, a challenge for each remains in expediting susceptibility testing to facilitate more informed treatment decisions, and improve patient care.

The Sensititre System's custom plate capabilities enable you to design a plate format tailored to your formulary for both clinical and veterinary applications.

Let us help you identify the custom AST solution that fits the needs of your lab.

### Greater flexibility

Over 240 antimicrobials available for clinical and veterinary applications; available as frozen or dried format

### Performance


Superior reproducibility for accurate results the first time; consolidate testing onto one format to reduce unnecessary testing protocols

### Custom design

Easily adapt formulary requirements and prescription protocols to monitor local resistance

### Scalable

Choose from a variety of flexible instrumentation options to streamline your workflow and meet your specific workload and budget requirements



## CUSTOM CAPABILITIES

It's not enough to have access to one of the widest, most up-to-date selections of antimicrobials if you can't specifically address the needs of your formulary or patient population. With dilution ranges of your choice and the ability to update formats conveniently, Sensititre Custom Plate capabilities allow you to create the ultimate test program with the flexibility to address the challenges of each individual microbiology laboratory.

Offering tailor-made AST with the latest antimicrobials, our custom capabilities lead to relevant results that are based on real-time resistance trends and local epidemiology, allowing you to improve clinical outcomes and effectively manage resistance in your institution.

### Four simple steps to designing your custom plate

Our team of microbiology experts will guide you through the Sensititre custom plate process from design to delivery.



#### Design

Choose antimicrobials and dilution ranges tailored to your formulary requirements and local patient or animal populations



#### Approval

Custom plate designs are rigorously reviewed and approved based on quality and regulatory standards ensuring your plate meets your exact specifications and industry standard guidelines



#### Order

Following approval and receipt of a purchase order, your Sensititre custom plates will be scheduled for manufacture. Contact us for current lead times\*



#### Delivery

Every custom plate comes complete with the required Thermo Scientific™ Sensititre™ SWIN™ Software script specific to your design to ensure results are reported with correct interpretive criteria. Plates may also be read manually subject to configuration

\*Minimum order quantities apply

## CUSTOMER SERVICE AND INSTALLATION

Thermo Fisher Scientific is committed to providing industry-leading customer service. An important part of this service is provided by our dedicated technical support experts. Our team of friendly, experienced microbiologists and engineers are available to give product advice or to help with any technical questions or issues you may have, in your local language.

We provide an end-to-end solution for instrument installation, support and servicing through a network of fully trained Field Service Engineers. And, we can help you set your laboratory up for success and ensure maximum productivity with a Thermo Scientific™ Extended Service Agreement.

Thermo Fisher Scientific is equipped to deliver a variety of global services to keep you up and running. From preventative maintenance and corrective services to continued application assistance provided by technical scientists, get tailored solutions and exceptional support from the experts in microbiology.

When you choose Thermo Scientific products for your microbiology needs, consider it the start of a valuable partnership. Whether you need assistance with protocols, product transitions or troubleshooting, our team of experts is ready to help.

For more information on how to find solutions perfectly matched for your AST program, please contact your local Thermo Fisher Scientific Microbiology representative or visit us at [thermofisher.com/AST](https://www.thermofisher.com/AST)



## US

Application	Plate
Human	GN4F
	GN6F
	GNX2F
	GNX3F
	DELAXN
	MEROVAB
	GPALL1F
	GPALL3F
	FDANDPF
	FDANDSF
	STP6F
	HPB1
	YO2IVD
	YO3IVD
	YO9
	MYCOTB
	RAPMYCO
SLOMYCO	
Vet	AVIAN1F
	BOPO6F
	BOPO7F
	COMPGP1F
	COMPGN1F
	EQUIN1F
	CMV1AMAF
	CMV1BURF
JOEYE2	
Surveillance	CMV3AGNF
	CMV4AGNF
	CMV3AGPF
	CMV4AGP

## EU

Application	Plate
Human	GN4F
	GN6F
	GNX2F
	GNX3F
	DKMGN
	EURGNCOL
	GPALL1F
	GPALL3F
	EUSTAPF
	STP6F
	HPB1
	YO2IVD
	YO3IVD
	YO10
	MYCOTBI
	RAPMYCOI
	SLOMYCOI
Vet	AVIAN1F
	BOPO6F
	COMPGP1F
	COMPGN1F
	EQUIN1F
	CMV1AMAF
	CMV1BURF
	JOEYE2
Surveillance	CMV3AGNF
	CMV4AGNF
	CMV3AGPF
	CMV4AGP
	EUCAMP2
	EUST
	EUVENC
	EUVSEC
	EUVSEC2

## ROW

Application	Plate
Human	GN4F
	GN6F
	GNX2F
	GNX3F
	GPALL1F
	STP6F
	HPB1
	YO2IVD
	YO3IVD
	YO10
Vet	MYCOTBI
	RAPMYCOI
	SLOMYCOI
	AVIAN1F
	BOPO6F
	COMPGP1F
	COMPGN1F
	EQUIN1F
	CMV1AMAF
	CMV1BURF
Surveillance	JOEYE2
	CMV3AGNF
	CMV4AGNF
	CMV3AGPF
CMV4AGP	



Find out more at [thermofisher.com/AST](https://thermofisher.com/AST)

©2018 Thermo Fisher Scientific Inc. All rights reserved. All trademarks are property of Thermo Fisher Scientific and its subsidiaries unless otherwise specified.

---

**Contact Information:**

microbiology@thermofisher.com  
USA +800 255 6730  
International +44(0) 1256 841144

LT2379A  
991-345  
November 2018

**ThermoFisher**  
S C I E N T I F I C