



TRAVERSING CLUTCH SOFT SHADE SYSTEM

TRAV REV January 1, 2021

Encased Lift Cord

BUILDS DO NOT INCLUDE LIFT CORD.

12" cords are only included to show the correct routing

ACCOUNT #


Company: _____ Contact: _____ Date: _____
 Street address: _____ Person to contact with technical questions: _____
 City: _____ State: _____ Zip: _____ PO: _____ Ph: _____ Fx: _____
 E-mail: _____ (required for shipping confirmation)
 Ship to: (if different from above) _____ Attn: _____
 Street: _____ City: _____ State: _____ Zip: _____

PLEASE COMPLETE ITEMS 1 THROUGH 10. For assistance, call Customer Service at 800.343.4542 or 704.866.0650.

1 Total number of shades to be made to these specifications (Use another order form for shades with different specifications)

2 SHADE WEIGHT: Include the weight of the fabric, lining, stiffeners & bottom weights. UNDER 10 LBS. 10 TO 30 LBS. max. 30 lbs.

3 DEPTH OF MOUNTING BOARDS: Due to the use of shade stops, the minimum mounting board depth is 2 1/2". For a shade that requires a smaller mounting board, please use EZ Rig Shade System. 2 1/2" BOARD OTHER _____

4 EXACT SHADE DIMENSIONS in inches. **We do not make any additional deductions.**
NOTE: We do not accept traversing orders for shades wider than 168" or taller than 144".
 WIDTH 

5 CONTROL CORD POSITION: Choose either left or right side of shade. LEFT SIDE RIGHT SIDE

6 PLASTIC BEAD CHAIN / CORD TENSIONER COLOR: Plastic bead chain is rated: 30 lbs. WHITE OFF-WHITE OTHER _____

7 LENGTH OF CONTROL CHAIN LOOP: Standard drop lengths are 2', 3', 4', 5', 6'.
 SEE STANDARD SIZES AT LEFT FEET

8 NUMBER OF COLUMNS OF ENCASED LIFT CORD ON THE SHADE. COLUMNS
 INDICATE THE DISTANCES BETWEEN EACH COLUMN OF ENCASED LIFT CORD ON THE SHADE.
 NOTE: **Minimum spacing = 7"**. Your headrail will be built according to the measurements you provide on the chart below. Your sketch doesn't have to be to scale, but THE NUMBERS MUST BE ACCURATE to the nearest 1/8". Draw vertical lines to show the columns of encased lift cord. Be sure to include every column, including those close to the edges of the headrail. The first two columns are sketched for you. Write the measurements to indicate the distance between each column of encased lift cord and the next. CHECK THAT THESE MEASUREMENTS ADD UP TO THE EXACT SHADE WIDTH IN ITEM 4.

EXAMPLE = (21" Headrail)

9 SHADE MOUNTING: Shades are typically mounted over the front of the operating system. Indicate if you plan to mount to the back of the operating system by checking the box.
No additional charge. FRONT MOUNT REVERSE MOUNT STANDARD

10 READ THE TERMS OF SALE on the Custom Solutions Payment Form, sign and submit along with your signed forms.

Price Information | Traversing Clutch Soft Shade System

Item #	WIDTH UP TO	SHIPPING VIA	PRICE	Item #	WIDTH UP TO	SHIPPING VIA	PRICE
CS5/30	30"	FedEx Ground®	\$90.00	CS5/90	90"	FedEx Ground®	\$110.00
CS5/48	48"	FedEx Ground®	\$95.00	CS5/104	104"	FedEx Ground®	\$120.00
CS5/66	66"	FedEx Ground®	\$100.00	CS5/120	120"	Truck Freight	\$135.00
CS5/72	72"	FedEx Ground®	\$105.00	CS5/168	168"	Truck Freight	\$145.00

* Builds do not include lift cord. Remember to order lift cord if needed.



SHIPPING - Shades up to 100" in width are typically shipped FedEx Ground®. Packaged shipments over 105" in length and / or with a length and girth over 130" (length + width + height) must ship via truck freight.

Rowley Company
 230 Meek Road / Gastonia / NC / 28056

Phone: (toll-free) 800-343-4542 / (local) 704-866-0650
 Fax: (toll-free) 800-554-0407 / (local) 704-868-9787

Signature of purchaser / cardholder _____ Date _____

© 2021 Rowley Company, LLC





FORMS | RowleyCompany.com/CustomSolutions



PAYMENT FORM

To place a Custom Solutions Label, Shade or Track System order, you must complete and sign the below payment form along with the applicable system build form. You may submit your completed forms via email to Sales@RowleyCompany.com, fax to 1.800.554.0407 or mail to Rowley Company, 230 Meek Road, Gastonia, NC 28056.

For additional order forms, visit RowleyCompany.com/CustomSolutions.

<input type="checkbox"/> OVERNIGHT SHIPPING (additional freight will apply)	SHIPPING VIA	Tracks & shades up to 100" in length are typically shipped FedEx Ground®. Packaged shipments over 105" in length and / or with a length and girth over 130" (length + width + height) must ship via truck freight. Truck Freight, rates typically start at \$90 per shipment and will vary by location.							
<div style="display: flex; justify-content: space-around; align-items: center;"> <div style="text-align: center;">  </div> <div style="text-align: center;">  </div> <div style="text-align: center;">  </div> <div style="text-align: center;">  </div> </div> (circle one)	EXPIRATION DATE <table border="1" style="width: 100%; height: 20px; border-collapse: collapse;"> <tr> <td style="width: 25%;"></td> <td style="width: 25%;"></td> <td style="width: 25%;"></td> <td style="width: 25%;"></td> </tr> </table>								
CREDIT CARD # - LAST 4 DIGITS <table border="1" style="width: 100%; height: 20px; border-collapse: collapse;"> <tr> <td style="width: 25%;"></td> <td style="width: 25%;"></td> <td style="width: 25%;"></td> <td style="width: 25%;"></td> </tr> </table>					SECURITY CODE <table border="1" style="width: 100%; height: 20px; border-collapse: collapse;"> <tr> <td style="width: 25%;"></td> <td style="width: 25%;"></td> <td style="width: 25%;"></td> <td style="width: 25%;"></td> </tr> </table>				
I authorize Rowley Company to charge the credit card above for all of my orders submitted to Rowley Company. I have read, understood and agree to the Terms of Sale on this payment form.		MC, Visa, Disc.: 3 digits AMEX: 4 digits							
<div style="border: 1px solid black; padding: 5px; text-align: center;"> Credit Card Billing Address (if different than ship to address) </div> Complete name of card holder <hr/> Street address <hr/> City State Zip <hr/> Home phone <hr/> E-mail <hr/>	<div style="border: 1px solid black; padding: 5px;"> <input type="checkbox"/> Ship and apply to my pre-approved Net 30 account. Account # _____ </div> The price of the custom build includes all parts, labor and packaging, but does not include sales tax where applicable or shipping charges, for which the receiver is responsible. All orders will ship within five business days from confirmation of order with satisfactory payment arrangements. R-TEC Automation® orders will ship within 10 - 15 business days. For commercial orders, request a quote with timeline. Terms: Net 30 days to pre-approved accounts only or credit card. Prices, design and availability are subject to change or withdrawal without notice.								
_____ Signature of purchaser / cardholder									

TERMS OF SALE WARRANTIES BY ROWLEY COMPANY

Rowley Company agrees to repair or replace, free of charge, any Custom Solutions Shade or Track System that due to faulty parts or workmanship in the assembled Shade or Track System is returned freight pre-paid to Rowley Company within ninety (90) days of delivery. The parts in the system are covered by a ten year warranty. These warranties do not cover systems that have been subjected to abuse. The R-TEC Automation® Slim Drapery Motor is covered by a 5 year warranty.

Orders for Custom Solutions Label, Shade or Track Systems are not cancelable and cannot be altered. Custom Solution Label, Shade or Track Systems are not returnable for any reason except warranty repair, as described above. The buyer verifies that all sizes and other specifications are correct. A Custom Solutions Shade or Track System will be custom-built to the size and other specifications written on the system order form. Rowley Company will repair or replace without charge any Custom Solutions Shade or Track System that is not made correctly to those specifications. **THE CUSTOMER WILL BE CHARGED FOR ANY REPAIRS OR REPLACEMENT NECESSITATED BY AN ERROR IN THE MEASUREMENT OR OTHER SPECIFICATIONS.**

OWNERSHIP: All selected shipping preferences are F.O.B. shipping point from any Rowley location; the buyer owns the shipment as soon as it leaves the Rowley Company loading dock. In the event of damaged shipment, the buyer must accept the shipment and place a claim with the carrier. Prices quoted include all parts, labor and packaging for all Custom Solutions Shade or Track Systems. The buyer is responsible for shipping costs.

Rowley Company
 230 Meek Road / Gastonia / NC / 28056
 Phone: (toll-free) 800-343-4542 / (local) 704-866-0650 / (R-TEC Automation®) 866-985-3423
 Fax: (toll-free) 800-554-0407 / (local) 704-868-9787
 © 2021 Rowley Company, LLC

FORMS | RowleyCompany.com/CustomSolutions