



Ready ... Set ... Go ... Colorado

# COLORADO

## STANDARD AND OPTIONAL FEATURES

### Colorado Value Package

#### STORAGE SOLUTIONS Cabinetry

- Raised Panel Hardwood Cherry Cabinets Doors and Drawers
- Pre-Drilled, Screwed and Glued Residential Hardwood Cabinet Construction
- Full Height Pantry, Full Access Cabinets, Large Drawers
- Residential 60/40 Galley Sink With Cover
- 6 Panel Hardwood Cherry Refrigerator Front
- Large Pots and Pans Drawer
- Built-In Countertop Extension
- Dedicated Trash Storage Area
- Brushed Nickel Hardware and Fixtures

#### MEDIA CENTER Premium Entertainment System

- 20", 26" Or 32" LCD HD Flat Screen TV - (Per Floorplans)
- AM/FM/CD/DVD
- Mp3 & IPOD Player Hookup on Stereo
- 4 Int & 2 Ext Speakers with Zone Switch
- Satellite Prep, Cable Jack & TV Antenna with Power Booster
- TV Cable/Electrical Hookups under Awning

#### QUICK START Appliance Package

- Oven with Three-Burner Cook Top
- Residential Microwave with Turntable
- 6 Cubic Foot Double Door Refrigerator
- 6 Gal. Gas/Electric/DSI Water Heater W/Bypass
- 13,500 Btu Ducted Air Conditioner
- Forced Air Heating System
- Dual Control Wall Mount Thermostat

#### Other Interior Features

- Skylight over Galley
- Oversized or U-Shaped Dinette (See Floor Plans)
- Day And Night Shades in Living Area
- Swivel Rockers (See Floor Plan)
- Decorative Hardwood Slide-Out Fascia
- Laundry Chute
- Porcelain Foot Flush Toilet
- Residential Carpet with Pad
- Premium Linoleum Floor Covering

#### COLORADO QUICK CAMPING PACKAGE

- Power Front Landing Gear (Fifth Wheels)
- Power Patio Awning

- Exterior Patio Light
- Easy Hitch Front Cap
- Interior Command Center
- Patio Kitchen

#### EASY HITCH FRONT CAP (Fifth Wheels)

##### Includes:

- Front Cap with Expanded Turning Radius For Short Bed Trucks
- Back Up Mirror in Front Cap
- LED Docking Lights

#### INTERIOR COMMAND CENTER

##### Includes:

- Convenient Location for Main Switches and Monitor Panel

#### PATIO KITCHEN

##### Includes:

- 2 Burner Outdoor Stove
- Wash Basin
- Adjustable Water Sprayer, Cutting Board
- Hot and Cold Water
- LP Quick Connect

#### Standard Features

##### Body/Coach Construction

#### ALUMA LAM Construction Package

- 6 Sided Welded Aluminum Cage Construction
- Walls Roof and Floor Fully Insulated and Laminated
- 2 1/8" Vacuum Bonded One-Piece Floor
- Aluminum 5" Truss Style Walk-On Roof
- 3/8" Roof Decking
- EPDM Rubber Roof with 12 Year Warranty
- Gel Coat Filon Fiberglass Exterior

#### BODY ARMOR Weather Insulation Package

- Fully Enclosed and Heated Underbelly
- Heated and Enclosed Holding Tanks
- R-14 Fiberglass Roof Insulation

#### Exterior Features

- Dark Tint Safety Glass Windows
- Extended Hitch Pin (Fifth Wheels)
- Radius Corner Entry Door with Dead Bolt Lock
- Full View Screen Door
- Pivoting Entry Assist Handle
- 12V Electric Slideout System with Triple-Seal

- Steel I-Beam Powder Coated Chassis
- Triple Entry Steps with Radius Edges
- Molded Fender Skirts
- Exterior Patio & Utility Lights
- Exterior Hitch Light
- Cable, Satellite and Phone Hook-up
- Drip Rail Gutter with Extension Spouts
- Dual 30 pound LP Bottles with Easy Access Cover
- Sewer Hose Storage
- Black Tank Flush
- Easy Lube Hubs
- 6 Lug - 15" Wheels
- 4 Wheel Electric Drum Brakes
- LP Quick Connect

#### Electrical, Plumbing, & Lighting

- 30 Amp Electrical Service
- 65 Amp Power Converter with Battery Charger
- 110v GFI Receptacles
- Decorative Wall Sconces in Bedroom (Bed Slide Models)
- Decorative Ceiling Light at Dinette
- 12V water Pump
- Premium PEX Polyethylene Water Lines
- Hot and Cold Water Low Point Drains
- Water Heater by Pass
- Range hood with 12V Light and Fan
- Monitor Panel
- Smoke Detector
- Carbon Monoxide Detector

#### Climate Control

- 30K to 34K Forced Air Furnace (See Floorplans)
- 13.5K Air Conditioner with Quick Cool Vent
- Ceiling Ducted AC Vents
- Insulated and Foil Wrapped AC Ducting

#### Bath Area

- Residential Tubs and Showers
- Tub Surround
- Glass Shower Door (Neo-Angle Shower)
- Deluxe Shower Base and Surround
- Medicine Cabinet with Mirror
- Power Roof Vent
- Toilet Tissue Holder
- Towel Hooks and Bar

#### Bedroom Area

- Queen Innerspring Mattress
- Designer Bedspread, Headboard and Window Coverings
- Below Bed Storage with Gas Struts
- Pleated Night Shades

#### Optional Features

##### Colorado Value Package - Mandatory

##### Power Package (Mandatory)

- Power Front and Rear Stabilizer Jacks & Wireless Remote Control
- (Remote Controls The Slide Room, Front Jacks (TT), Front Landing Gear (FW), Rear Jacks Power Awning, Patio Light)

##### Hide-A-Bed Sofa with Magic Air Sleeper (Mandatory)

##### Other Options - All Models

- Spare Tire/Carrier/Cover
- Free Standing Dinette with Four Chairs
- 15K BTU Living Room AC - IPO 13K BTU Aluminum Rims
- Twin Convert-A-Lounge in Bunk Area (31BH, 29BH, 32BS)
- Hide-A-Bed Sofa in Bunk Models (31BH, 29BH, 32BS)

##### Options - Mid High Fifth Wheels Only

- 8 Cubic Foot Double Door Refer
- 10 Gallon Gas/Electric DSI Water Heater with Rear Ladder
- 50 Amp Service + Prep for Bedroom AC
- 16 Aluminum Rims with Radial Tires

Some features listed above may be part of a value package - Contact your local dealer for the details

Your Local Dealer

www.colorado-rv.com

Dutchmen Manufacturing, Inc. • 2164 Caragana Court • Goshen, Indiana 46526

Sales: 574.534.1224 Fax: 574.975.0626

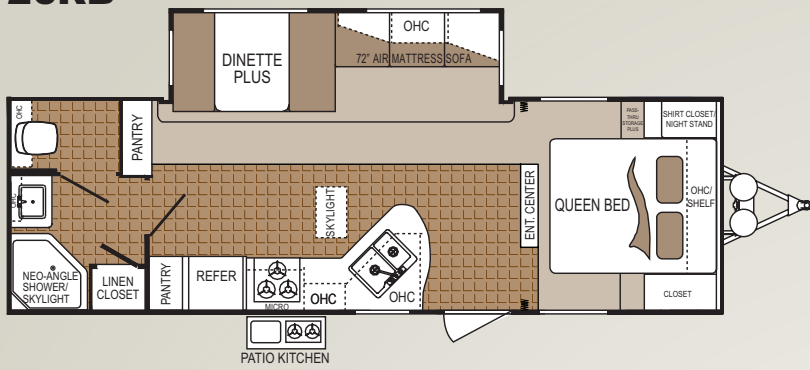
# COLORADO

Ready ... Set ... Go ... Colorado

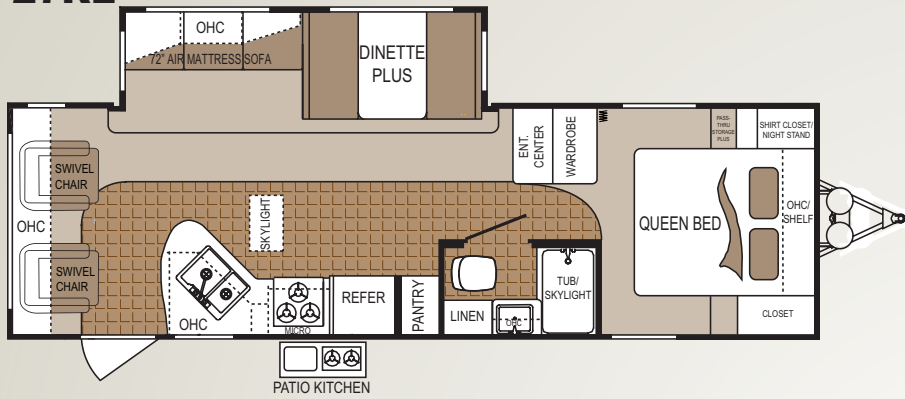


## Travel Trailers

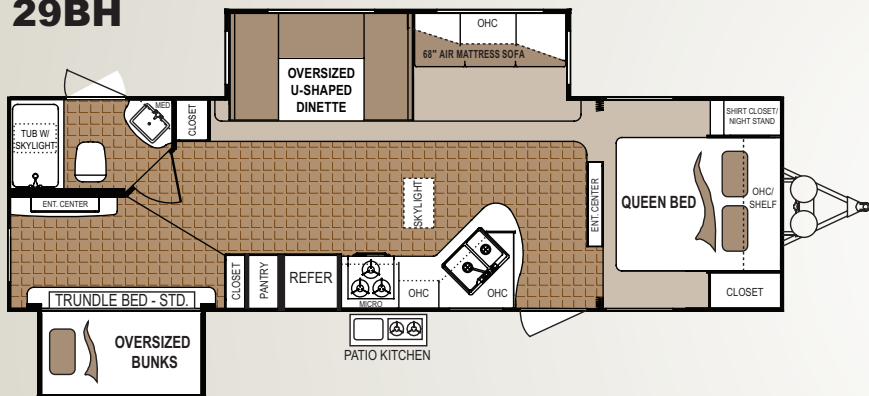
26RB



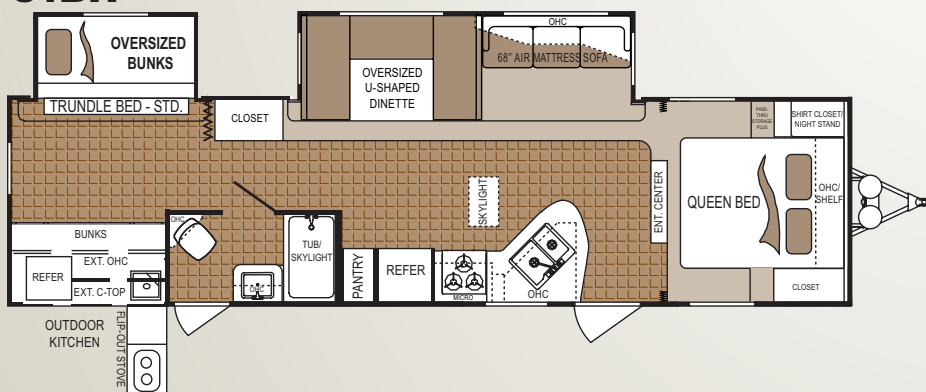
27RL



29BH

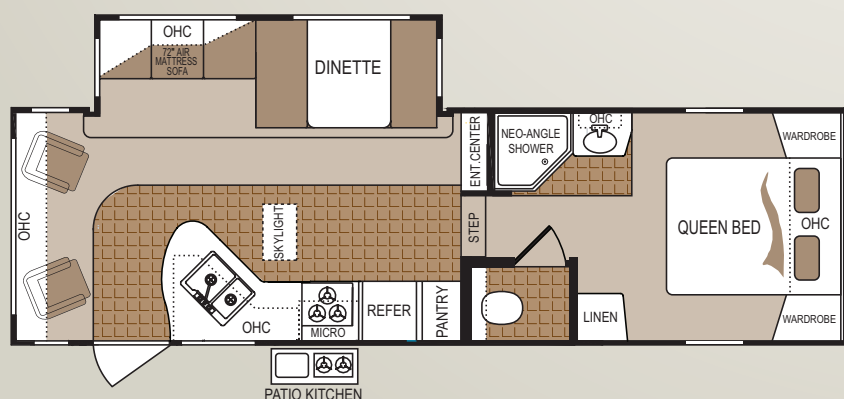


31BH



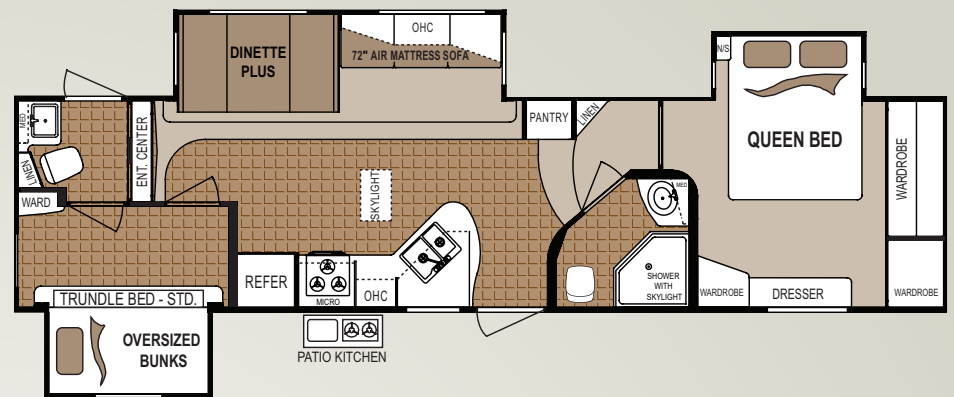
## Mid Profile Fifth Wheels

26RL-FW

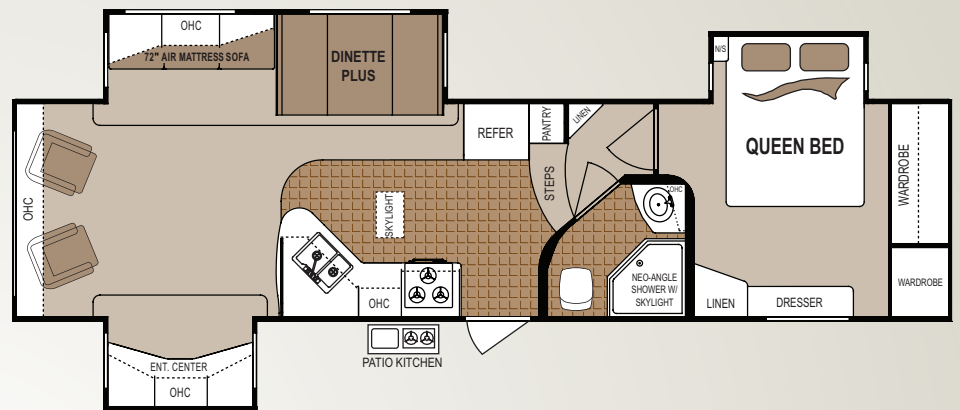


## Mid High Profile Fifth Wheels

32BS-FW



32RL-FW



## FEATURES

- “ALUMA LAM” Construction
- “BODY ARMOR” Insulation Package
- “PATIO KITCHEN” Outside Kitchen
- “STORAGE SOLUTIONS” Cabinetry
- “MEDIA CENTER” Entertainment System
- “QUICK START” Appliance Package
- COLORADO QUICK CAMPING PACKAGE**
- “INTERIOR COMMAND CENTER”
- “EASY HITCH” Front Cap (FW’s)

## WEIGHTS & SPECIFICATIONS

	Unloaded Weight	Hitch Weight	Net Cargo Capacity	Exterior Length	Exterior Height	Fresh Water	Grey Water	Black Water	Furnace Size
26RB	6616	818	3064	29' 9"	11' 0"	46	42	42	30,000
26RL	7488	1442	3072	30' 11"	11' 6"	46	42	42	30,000
27RL	6746	766	2934	30' 11"	11' 0"	46	42	42	30,000
29BH				32' 8"	11' 2"	46	84	42	30,000
31BH	9242	960	1934	35' 7"	11' 2"	46	84	42	30,000
32BS	9810	1790	2382	35' 8"	11' 10"	46	84	84	34,000
32RL	9210	2026	2982	35' 8"	11' 10"	46	84	42	34,000