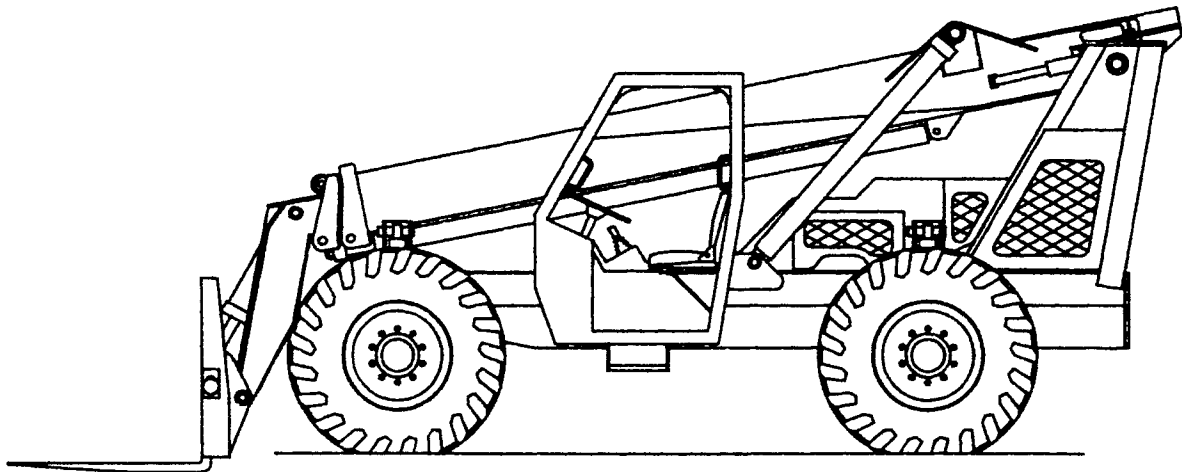


SQUARE SHOOTER PARTS BOOK SS-842



DATE: 4-7-96

JOHN DEERE 4045 ENGINE

OR OPTIONAL

JOHN DEERE 4039T ENGINE

7-316 HYDRAULIC CYLINDERS

INTERMEDIATE DROP TRANSMISSION

VICKERS HYDRAULIC PUMP

BARAGA PRODUCTS, INC.

455 N. Superior Ave.

Baraga, MI 49908-0248

Ph. (906) 353-6675 Fax (906) 353-7543

INDEX / STANDARD EQUIPMENT

SS-842 SQUARE SHOOTER

PAGES	DESCRIPTION	DRAWING
1	SEAL KITS / SS-842 SQUARE SHOOTER	P1-1138
2	LUBE CHART	P4-1538
3	FILTER GUIDE	P1-1144
4	DECALS	P1-1146
5	GENERAL ASSEMBLY	P4-1528
6	OPERATORS COMPARTMENT ASSEMBLY	P4-1529
7	POWER TRAIN ASSEMBLY / JD-4045	P4-1530
8	ENGINE and PUMP ASSY / JD-4045	P4-1531
9	BOOM ASSEMBLY	P4-1532
10	LIFT COPY ASSEMBLY	P4-1533
11	FOOT BRAKE ASSEMBLY	P4-1097
12	PARKING BRAKE ASSEMBLY	P1-2022
13	HAND BRAKE ASSEMBLY	P4-1112
14	TRANSMISSION CONTROL ASSEMBLY	P3-1172
15	ACCELERATOR ASSEMBLY / 4045 ENGINE	P1-2049
16	ACCELERATOR ASSEMBLY / PEDAL END	P1-2027
17	ENGINE ENCLOSURE ASSEMBLY / JD-4045	P4-1534
18	EXHAUST ASSEMBLY / JD-4045	P4-1535
19	AIR CLEANER ASSY / JD-4045 ENGINE	P4-1536
20	PUMP DRIVE ASSEMBLY	P4-1537
21	DRIVESHAFT ASSEMBLY / FRONT	P1-1137
22	DRIVESHAFT ASSEMBLY / REAR	P1-2026
23	TIRE & WHEEL ASSEMBLY	P3-1114
24	ELECTRIC SCHEMATIC	P4-1549
25	WIRING DIAGRAM	P4-1551
26	INSTRUMENT PANEL ASSEMBLY	P4-1427
27	HYDRAULIC SCHEMATIC	P4-1540
28	CIRCUIT / PUMP / OIL RESERVOIR	P4-1541
29	CIRCUIT / LIFT-TILT	P4-1542
30	CIRCUIT / BOOM	P4-1543
31	CIRCUIT / 4-WAY CONTROLLER	P4-1544
32	CIRCUIT / AUTO-CONTROLLER	P4-1545
33	CIRCUIT / STEERING	P4-1546
34	CIRCUIT / SWAY	P4-1547
35	CIRCUIT / REAR AXLE LOCK-UP	P4-1548
36	CIRCUIT / PRESSURE SWITCH	P4-1208
37	CIRCUIT / BRAKE	P4-1550
38	CIRCUIT / OIL COOLER	P4-1305
39	CIRCUIT / FUEL / JD-4039 / JD-4045	P3-1103
40	FUEL TANK & BATTERY BOX ASSEMBLY	P4-1302
41	STARTER RELAY / SENDER ASSEMBLY	P4-1210
42	HOURLMETER / SENDER ASSEMBLY	P4-1209
43	LIFT CYLINDER / 7-316-181 / SS-842	P4-1553
44	TILT CYLINDER / 7-316-182 / SS-842	P4-1554
45	BOOM CYLINDER / 7-316-183 / SS-842	P4-1555
46	CYLINDER / SWAY-REAR LOCK / 7-316-01	P4-1345
47	CONTROL BLOCK ASSEMBLY	P4-1099
48	LOGIC BLOCK ASSEMBLY	P4-1291
49	MOTION VALVE / BASE TILT CYLINDER	P3-1098
50	MOTION VALVE / HEAD TILT CYLINDER	P3-1097

INDEX / STANDARD EQUIPMENT

SS-842 SQUARE SHOOTER

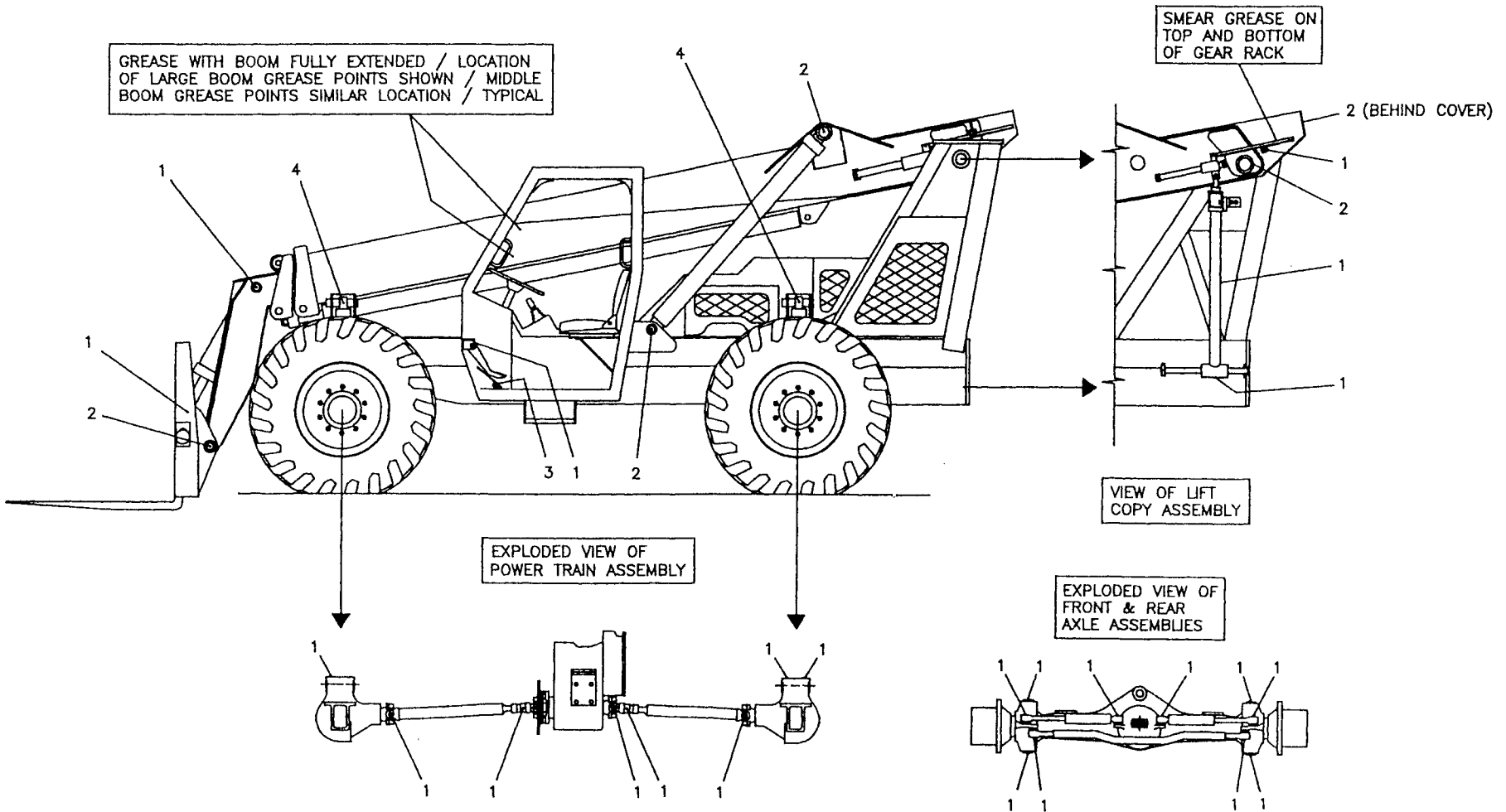
PAGES	DESCRIPTION	DRAWING
51	MOTION VALVE / BOOM CYLINDER	P3-1096
52	MOTION VALVE / BASE LIFT CYLINDER	P3-1209
53	DUAL PILOT CHECK VALVE / 7-234-04	P3-1100
54	BOOM BY-PASS VALVE / 7-234-09	P3-1099
55	ORBITRAL ASSEMBLY / 7-331-01	P1-1139
56	SELECTOR VALVE ASSEMBLY / 7-217-01	P4-1162
57	PRESSURE FILTER ASSEMBLY / 7-256-16	P2-1089
58	RETURN FILTER ASSEMBLY / 7-256-23	P1-1060
59	BRAKE VALVE ASSEMBLY / 7-198-01	P1-1069
60	HYDRAULIC PUMP ASSEMBLY / 7-321-73	P4-1552
61	HANDLE ASSEMBLY / 4-WAY CONTROLLER	P1-1081
62	MAIN VALVE ASSEMBLY / 7-200-80	P4-1425

INDEX / OPTIONAL EQUIPMENT

SS-842 SQUARE SHOOTER

PAGES	DESCRIPTION	DRAWING
70	CAB ASSEMBLY / FIXED WINDOW	P4-1539
71	CAB DOOR ASSEMBLY	P4-1580
72	SLIDING WINDOW ASSEMBLY	P4-1581
73	FORK FRAME / ROTATE ASSEMBLY	P4-1556
74	ROTATE CYLINDER / 7-316-05	P4-1349
75	DUAL PILOT CHECK VALVE	P3-1141
76	CIRCUIT / FORK ROTATE	P4-1557
77	ELECTRIC VALVE / 4-WAY	P3-1140
78	HOSE ROLLER ASSEMBLY	P3-1223
79	ENGINE and PUMP ASSY / JD-4039T	P4-1585
80	ACCELERATOR ASSEMBLY / 4039T ENGINE	P4-1489
81	ENGINE ENCLOSURE ASSEMBLY / JD-4039T	P4-1584
82	EXHAUST ASSEMBLY / JD-4039T	P4-1586
83	AIR CLEANER ASSEMBLY / 4039T ENGINE	P4-1452
84	FUEL TANK & BATTERY BOX ASSEMBLY	P4-1588

MANUFACTURE PART NUMBER	NUMBER	DESCRIPTION	SEAL KIT
LKDC-XDN	7-234-10	CARTRIDGE / NORMALLY CLOSED	7-234-29
LODC-XDN	7-234-11	CARTRIDGE / NORMALLY OPEN	7-234-29
CSAB-XXN	7-234-12	CARTRIDGE / SHUTTLE	7-234-29
PPDB-LNN	7-234-13	CARTRIDGE / REDUCING RELIEVING	7-234-29
PPDB-LQN	7-234-64	CARTRIDGE / REDUCING RELIEVING	7-234-29
PFBF-FAN	7-234-15	CARTRIDGE / REDUCING	7-234-30
CKCB-XCN	7-234-62	CARTRIDGE / PILOT CHECK	7-234-29
CXDA-XCN	7-234-16	CARTRIDGE / CHECK	7-234-31
NFCC-LCN	7-234-17	CARTRIDGE / NEEDLE	7-234-31
CKCD-XAN	7-234-18	CARTRIDGE / PILOT CHECK	7-234-29
CBCA-LHN	7-234-19	CARTRIDGE / COUNTERBALANCE	7-234-29
CBEA-LHN	7-234-22	CARTRIDGE / COUNTERBALANCE	7-234-30
PPDB-LAN	7-234-28	CARTRIDGE / REDUCING RELIEVING	7-234-29
CAEA-LHN	7-234-53	CARTRIDGE / COUNTERBALANCE	7-234-30
NFCC-LDN	7-234-37	CARTRIDGE / NEEDLE	7-234-31
CSAD-XXN	7-234-79	CARTRIDGE / SHUTTLE	7-234-29
PTS1-10-0-80	7-304-03	CARTRIDGE / MODULAR CONTROL	7-304-03
12C34S	7-244-03	CARTRIDGE / ELECTRIC / SWAY & SQ. SHOOT	7-244-45
12C25S	7-244-08	CARTRIDGE / NORMALLY OPEN	7-244-46
	7-316-01	CYLINDER / SWAY-REAR LOCK / P4-1345	7-900-20
	7-316-181	CYLINDER / LIFT / P4-1553	7-900-21
	7-316-182	CYLINDER / TILT / P4-1554	7-900-22
	7-316-183	CYLINDER / BOOM / P4-1555	7-900-23
	7-316-05	CYLINDER / ROTATE / P4-1349	7-900-25
	7-229-262	CYLINDER / STEERING / RH FRT. & LH FRT.	7-229-226
	7-229-307	CYLINDER / STEERING / RH REAR	7-229-226
	7-229-308	CYLINDER / STEERING / LH REAR	7-229-226
	7-198-01	BRAKE ACTUATOR	7-198-36
	7-217-01	SELECTOR VALVE / STEERING	7-217-26
	7-331-01	ORBITRAL / STEERING	7-331-03



SQUARE SHOOTER FILTER GUIDE

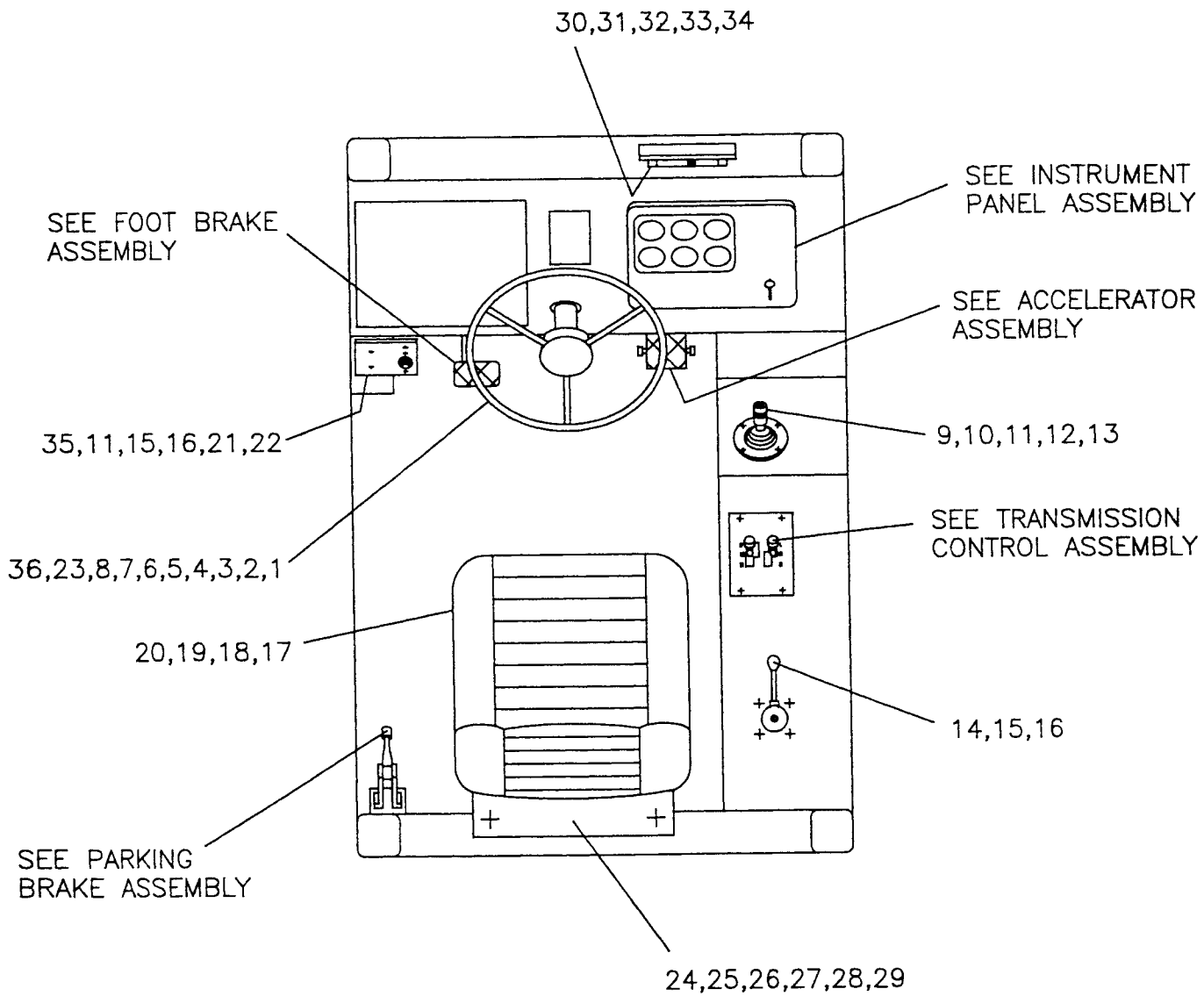
DESCRIPTION -----	PART # -----	APPLICATION -----
1. HYDRAULIC PRESSURE FILTER ELEMENT -----	7-256-04 -----	ALL
2. HYDRAULIC RETURN FILTER ELEMENT -----	7-256-05 -----	ALL
3. ENGINE OIL FILTER -----	7-183-07 -----	ALL
4. ENGINE FUEL FILTER -----	SEE TABLE ---	ALL
5. AIR CLEANER ELEMENT -----	7-135-07 -----	624/636/836/842
6. AIR CLEANER ELEMENT - INNER -----	7-183-57 -----	1048/842 TURBO
7. AIR CLEANER ELEMENT - OUTER -----	7-183-58 -----	1048/842 TURBO
8. TRANSMISSION OIL FILTER -----	7-126-112 ---	ALL
9. HYDRAULIC RESERVOIR BREATHER -----	7-253-02 -----	ALL

TABLE

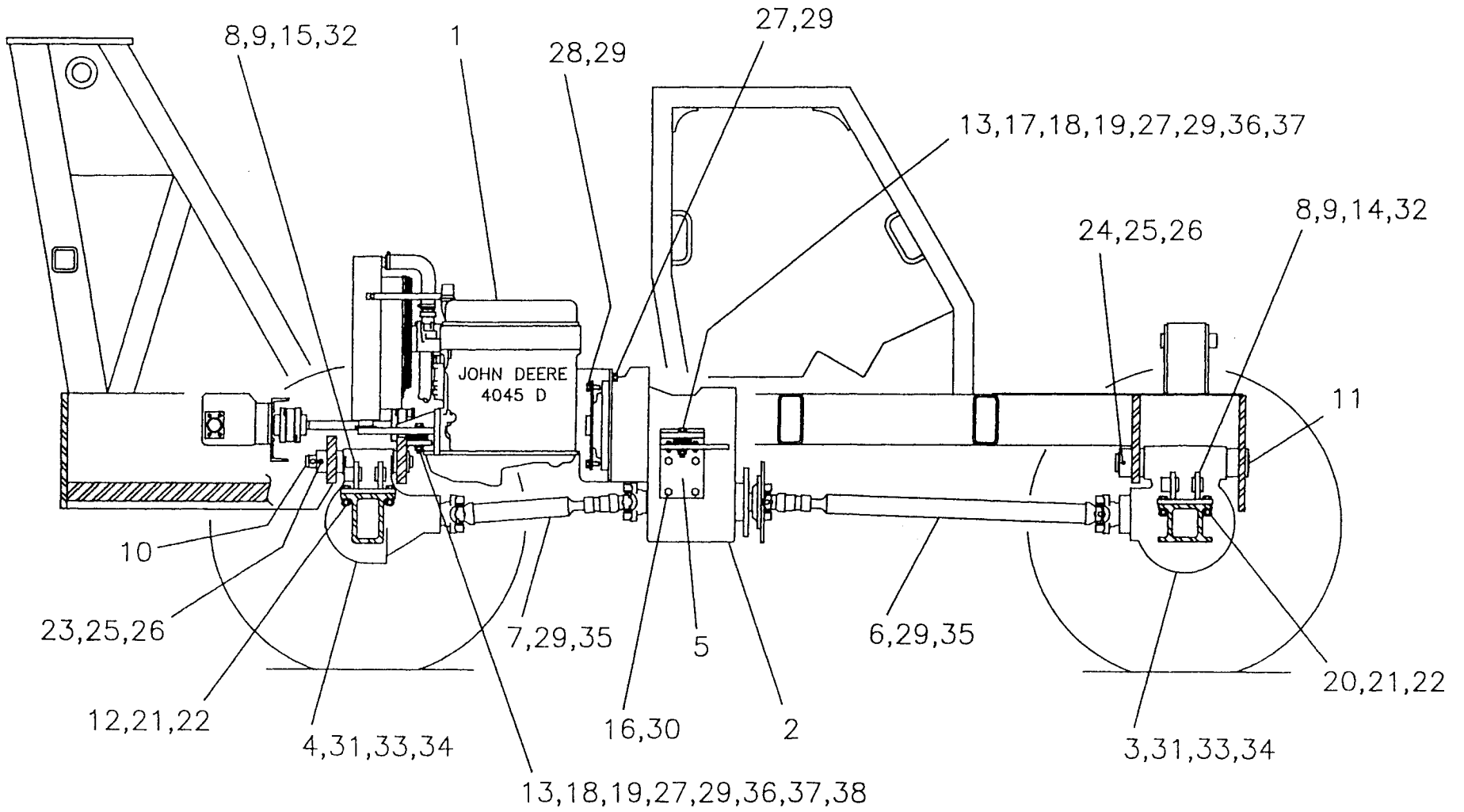
ENGINE FUEL FILTER PART NUMBER	ENGINE SERIAL NUMBER
7-183-45	386591 AND BEFORE
7-183-84	386592 AND UP

ITEM	NUMBER	DESCRIPTION	REQD
1	4-1386-14	DECAL / LOAD CHART / SS-842	1
2	4-1391-1	DECAL / SQUARE SHOOTER / 40 INCH	2
3	4-1391-2	DECAL / SQUARE SHOOTER / 27 INCH	2
4	4-1392-5	DECAL / SS-842	2
5	4-1401-1	DECAL / STEERING SELECTOR	REF
6	4-1401-2	DECAL / DIESEL FUEL	REF
7	4-1401-3	DECAL / HYDRAULIC OIL LEVEL	REF
8	4-1401-4	DECAL / 4-WAY CONTROLLER (SQ.SH.)	REF
9	4-1401-5	DECAL / 4-WAY CONTROLLER (STD.)	REF
10	4-1401-6	DECAL / TRANSMISSION CONTROLS	REF
11	4-1401-8	DECAL / TRANSMISSION OIL	REF
12	4-1401-9	DECAL / FUSE HOLDER	REF
13	4-1105-10	DECAL / BPI FLAG / 12 INCH	1
14	4-1105-11	DECAL / A	1
15	4-1105-12	DECAL / B	1
16	4-1105-13	DECAL / C	1
17	4-1105-14	DECAL / D	1
18	4-1105-16	DECAL / MADE IN USA	4
19	4-1105-19	DECAL / REAR AXLE STABILIZERS	1
20	3-1218	DECAL / WARNING	1
21	3-1257-1	DECAL / HYDRAULIC OIL ONLY	1
22	4-1579-1	DECAL / PARKING BRAKE	1
23	4-1579-2	DECAL / ELECTRIC HAZARD	1
24	4-1579-3	DECAL / SWAY CONTROL	1
25	4-1579-4	DECAL / NOT A MAN-LIFT	1
26	4-1579-5	DECAL / BEFORE OPERATING	1
27	4-1579-6	DECAL / BATTERY COMPARTMENT	1
28	4-1579-7	DECAL / COOLING SYSTEM	1
29	4-1579-8	DECAL / HOT EXHAUST	2
30	4-1579-9	DECAL / PINCH POINT AREA	9
31	4-1579-10	DECAL / MACHINE STABILITY	4
32	4-1579-11	DECAL / USE THE SEAT BELT	1
33	4-1579-12	DECAL / NO RIDERS	1
34	4-1579-13	DECAL / HYDRAULIC SYSTEM	1
35	4-1579-14	DECAL / AXLE DIFFERENTIAL LOCK	1
36	7-900-30	DECAL KIT (ITEMS 1 THRU 35)	REF

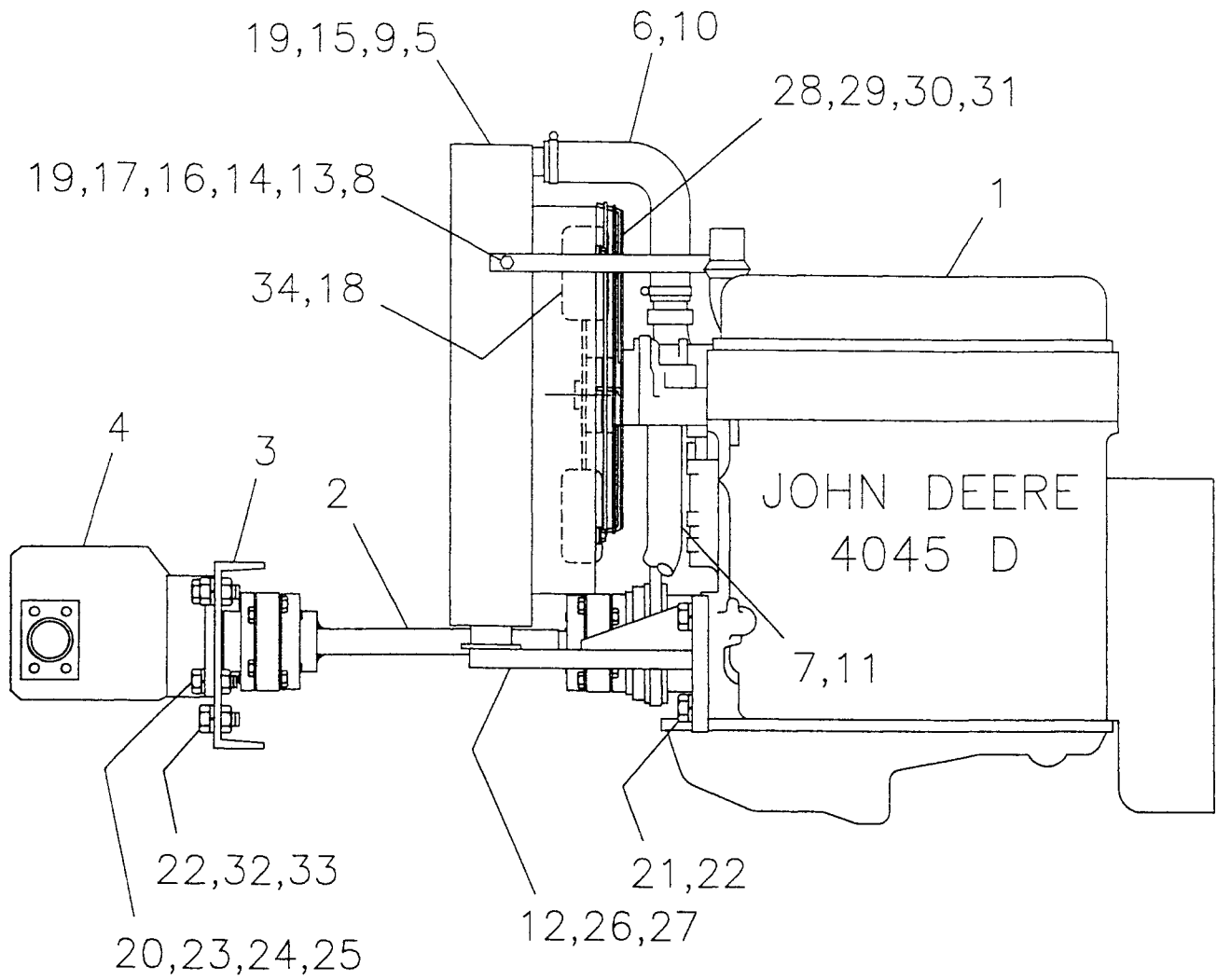
ITEM	NUMBER	DESCRIPTION	REQD
1	4-1521	MAIN FRAME WELDMENT	1
2	4-1505	CANOPY WELDMENT	1
3	4-1525	FORK FRAME / 48 WIDE	1
4	4-1524-3	REAR PANEL	1
5	4-1524-1	SIDE PANEL / RH	1
6	4-1524-2	SIDE PANEL / LH	1
7	7-320-01	WHEEL	4
8	7-316-182	CYLINDER / TILT	1
9	7-316-181	CYLINDER / LIFT	2
10	7-316-183	CYLINDER / BOOM	1
11	7-316-01	CYLINDER / SWAY	2
12	7-316-01	CYLINDER / REAR LOCK-UP	2
13	7-150-01	TIRE 13.00-24	4
14	3-1028-10	FORK TINE / 48 LG.	2
15	3-1092-2	PIN / HEAD LIFT CYLINDER	1
16	6-2524-10	COLLAR / HEAD LIFT CYLINDER	2
17	3-1054-2	PIN / BASE LIFT CYLINDER	2
18	2-1090	PIN / BASE BOOM CYLINDER	1
19	6-3316-65	PIN / HEAD TILT CYLINDER	1
20	3-1054-1	PIN / BASE TILT CYLINDER	1
21	6-3312-55	PIN / HEAD SWAY CYLINDER	2
22	6-3312-73	PIN / BASE SWAY CYLINDER	2
23	6-3312-55	PIN / HEAD REAR LOCK-UP CYLINDER	2
24	6-3312-73	PIN / BASE REAR LOCK-UP CYLINDER	2
25	6-3316-168	PIN / FORK FRAME	1
26	2-1067-10	PIN / FORK TINE	1
27	1-1074	COLLAR / FORK TINE PIN	1
28	3-1065-1	SAFETY GLASS / ROOF	1
29	6-5204-04	CAPSCREW 1/4 NC x 1/2 LG.	8
30	7-286-01	VALVE STEM / AIR-CHLORIDE-FOAM	4
31	6-6212-04	FLATWASHER 1/4	8
32	6-5208-44	CAPSCREW 1/2 NC x 5 1/2 LG.	2
33	6-6201-08	HEX NUT 1/2 NC	8
34	6-6211-08	LOCKWASHER 1/2	8
35	6-5208-30	CAPSCREW 1/2 NC x 3 3/4 LG.	4
36	6-5208-36	CAPSCREW 1/2 NC x 4 1/2 LG.	2
37	6-5206-06	CAPSCREW 3/8 NC x 3/4 LG.	14
38	6-6211-06	LOCKWASHER 3/8	23
39	6-6212-06	FLATWASHER 3/8	14
40	6-5206-22	CAPSCREW 3/8 NC x 2 3/4 LG.	8
41	6-6201-06	HEX NUT 3/8 NC	9
42	7-333-01	MIRROR / CONVEX	1
43	6-5206-24	CAPSCREW 3/8 NC x 3 LG.	1
44	6-3910-04	GLASS / WINDSHIELD	1
45	6-9608-991	RUBBER / WINDSHIELD	1
46	6-4110-04	GLASS / REAR WINDOW	1
47	6-9608-668	RUBBER / REAR WINDOW	1



ITEM	NUMBER	DESCRIPTION	REQD
1	7-331-01	STEERING ORBITRAL	REF
2	7-331-02	STEERING COLUMN	1
3	7-318-01	STEERING WHEEL	1
4	7-318-02	HORN BUTTON KIT	1
5	7-122-05	NUT / STEERING WHEEL	1
6	6-5206-18	CAPSCREW 3/8 NC x 2 1/4 LG.	2
7	6-6211-06	LOCKWASHER 3/8	4
8	6-6212-06	FLATWASHER 3/8	2
9	7-200-81	CONTROLLER / 4-WAY	REF
10	6-5204-08	CAPSCREW 1/4 NC x 1 LG.	4
11	6-6211-04	LOCKWASHER 1/4	7
12	6-6212-04	FLATWASHER 1/4	4
13	6-6201-04	HEX NUT 1/4 NC	4
14	7-217-01	SELECTOR VALVE	REF
15	6-5205-06	CAPSCREW 5/16 NC x 3/4 LG.	6
16	6-6211-05	LOCKWASHER 5/16	6
17	7-317-01	SEAT	1
18	6-6211-05	LOCKWASHER 5/16	4
19	6-6201-05	HEX NUT 5/16 NC	4
20	7-274-01	SEAT BELT	1
21	1-1143	MOUNT / DIFF. LOCK	1
22	7-127-09	SWITCH / DIFF. LOCK	REF
23	6-5206-06	CAPSCREW 3/8 NC x 3/4 LG.	2
24	4-1196-1	SEAT SUPPORT	1
25	4-1196-2	SEAT MOUNT	1
26	6-5205-08	CAPSCREW 5/16 NC x 1 LG.	4
27	6-5205-32	CAPSCREW 5/16 NC x 4 LG.	2
28	6-6211-05	LOCKWASHER 5/16	6
29	6-6201-05	HEX NUT 5/16 NC	6
30	7-283-01	LEVEL GAGE	1
31	6-6284-03	MACHINE SCREW 8-32 x 1 LG.	2
32	6-6286-02	HEX NUT 8-32	2
33	6-6286-11	STARWASHER / INTERNAL #8	2
34	6-6286-10	FLATWASHER / #8	2
35	6-5204-06	CAPSCREW 1/4 NC x 3/4 LG.	3
36	1-1029	SPACER / ORBITRAL	2



ITEM	NUMBER	DESCRIPTION	REQD
1	P4-1531	ENGINE and PUMP ASSEMBLY	REF
2	7-126-322	TRANSMISSION ASSEMBLY	1
3	7-229-305	AXLE ASSEMBLY / FRONT	1
4	7-229-306	AXLE ASSEMBLY / REAR	1
5	3-1276	MOUNT / TRANSMISSION	2
6	7-196-31	DRIVESHAFT / FRONT	1
7	7-196-22	DRIVESHAFT / REAR	1
8	3-1133	MOUNT / SWAY-REAR LOCK-UP / RH	2
9	3-1134	MOUNT / SWAY-REAR LOCK-UP / LH	2
10	3-1216-1	PIN / REAR AXLE PIVOT	1
11	4-1449-4	PIN / FRONT AXLE PIVOT	1
12	6-5312-20	CAPSCREW 3/4 NF x 2 1/2 LG.	8
13	7-326-01	RUBBER MOUNT / ENGINE	4
14	6-7002-42	GREASE HOSE / 04 x 04 x 21 LG.	1
15	6-7002-34	GREASE HOSE / 04 x 04 x 17 LG.	2
16	6-5212-16	CAPSCREW 3/4 NC x 2 LG.	8
17	6-5310-32	CAPSCREW 5/8 NF x 4 LG.	2
18	6-6211-10	LOCKWASHER 5/8	4
19	6-6202-10	HEX NUT 5/8 NF	4
20	6-5312-22	CAPSCREW 3/4 NF x 2 3/4 LG.	8
21	6-6211-12	LOCKWASHER 3/4	16
22	6-6202-12	HEX NUT 3/4 NF	16
23	6-5208-36	CAPSCREW 1/2 NC x 4 1/2 LG.	1
24	6-5208-44	CAPSCREW 1/2 NC x 5 1/2 LG.	1
25	6-6211-08	LOCKWASHER 1/2	2
26	6-6201-08	HEX NUT 1/2 NC	2
27	6-5206-12	CAPSCREW 3/8 NC x 1 1/2 LG.	19
28	6-5306-14	CAPSCREW 3/8 NF x 1 3/4 LG.	8
29	6-6211-06	LOCKWASHER 3/8	43
30	6-6216-12	STARWASHER 3/4	8
31	6-6427-03	FITTING / 02 NPT x 04 JIC 90	3
32	6-6474-01	FITTING / 02 NPT x 04 JIC M-BH	3
33	6-6301	LUBE FITTING 1/8 NPT STR	3
34	6-6302	LUBE FITTING 1/8 NPT 90	4
35	6-5306-16	CAPSCREW 3/8 NF x 2 LG.	16
36	6-6212-10	FLATWASHER 5/8	4
37	6-6201-06	HEX NUT 3/8 NC	8
38	6-5310-36	CAPSCREW 5/8 NF x 4 1/2 LG.	2



ITEM	NUMBER	DESCRIPTION	REQD
1	7-183-83	ENGINE ASSEMBLY / JD-4045	1
2	P4-1537	DRIVESHAFT ASSEMBLY / PUMP	REF
3	3-1278	MOUNT / PUMP	1
4	7-321-73	PUMP ASSEMBLY	REF
5	7-311-04	RADIATOR	1
6	7-158-65	RADIATOR HOSE / UPPER	1
7	7-158-66	RADIATOR HOSE / LOWER	1
8	4-1578	MOUNTING STRAP / RADIATOR	2
9	1-2017	VIBRATION PAD / RADIATOR	2
10	6-6252-07	CLAMP / RADIATOR HOSE	2
11	6-6252-09	CLAMP / RADIATOR HOSE	2
12	6-6226-12	DOWEL PIN / ENGINE	2
13	6-5206-06	CAPSCREW 3/8 NC x 3/4 LG.	2
14	6-5206-08	CAPSCREW 3/8 NC x 1 LG.	2
15	6-5206-16	CAPSCREW 3/8 NC x 2 LG.	2
16	6-6211-06	LOCKWASHER 3/8	4
17	6-6212-06	FLATWASHER 3/8	4
18	6-6201-06	HEX NUT 3/8 NC	2
19	6-6205-06	SELF LOCKING NUT 3/8 NC	2
20	6-5208-14	CAPSCREW 1/2 NC x 1 3/4 LG.	4
21	6-5210-18	CAPSCREW 5/8 NC x 2 1/4 LG.	4
22	6-6211-10	LOCKWASHER 5/8	8
23	6-6212-08	FLATWASHER 1/2	4
24	6-6211-08	LOCKWASHER 1/2	4
25	6-6201-08	HEX NUT 1/2 NC	4
26	3-1274	ENGINE MOUNT / LH	1
27	3-1275	ENGINE MOUNT / RH	1
28	7-183-82	FAN GUARD	1
29	6-6212-05	FLATWASHER 5/16	4
30	6-5205-10	CAPSCREW 5/16 NC x 1 1/4 LG.	4
31	6-6211-05	LOCKWASHER 5/16	4
32	6-5310-14	CAPSCREW 5/8 NF x 1 3/4 LG.	4
33	6-6202-10	HEX NUT 5/8 NF	4
34	7-183-72	SPACER / FAN	REF

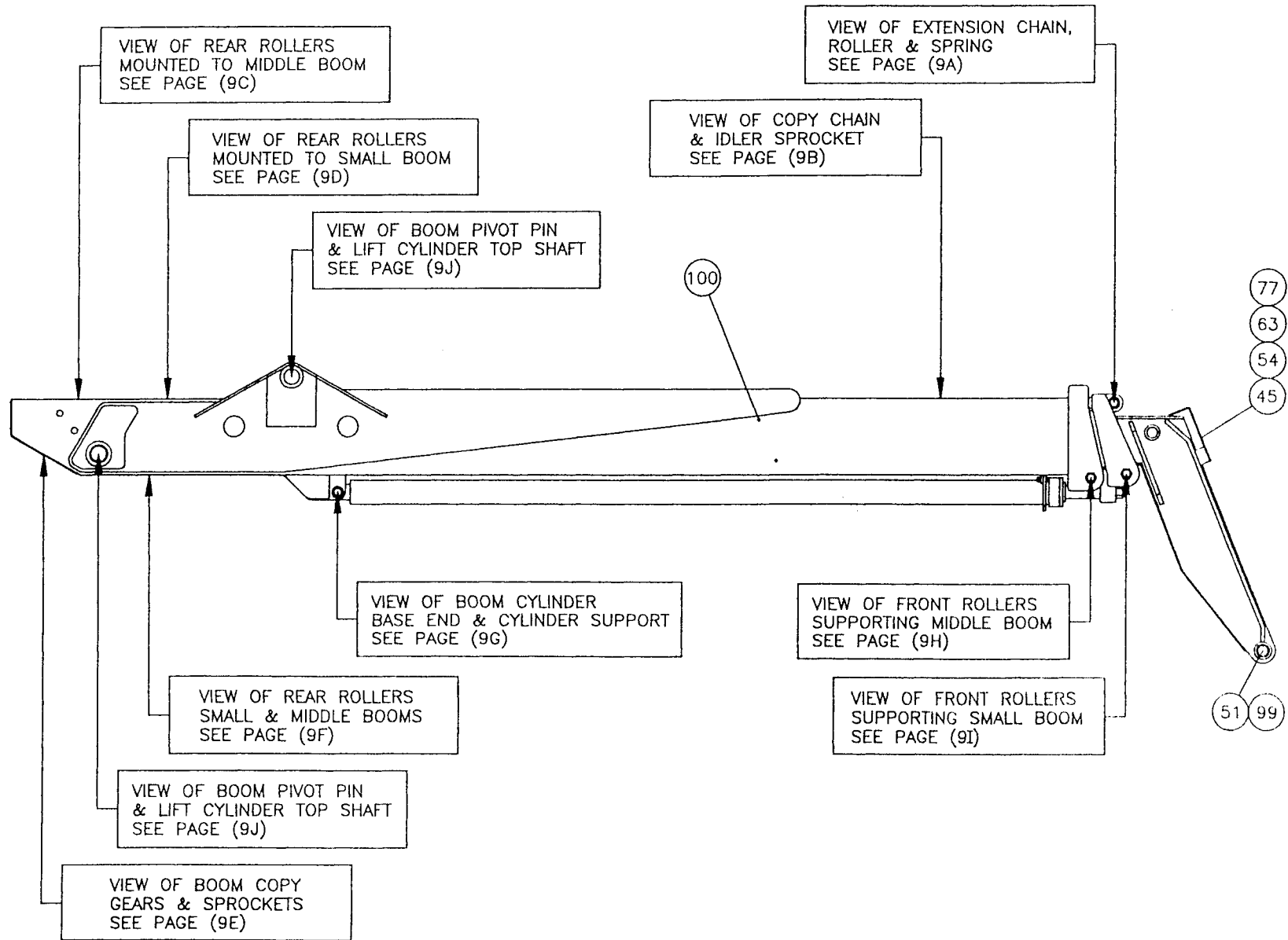
DRAWING
NUMBER

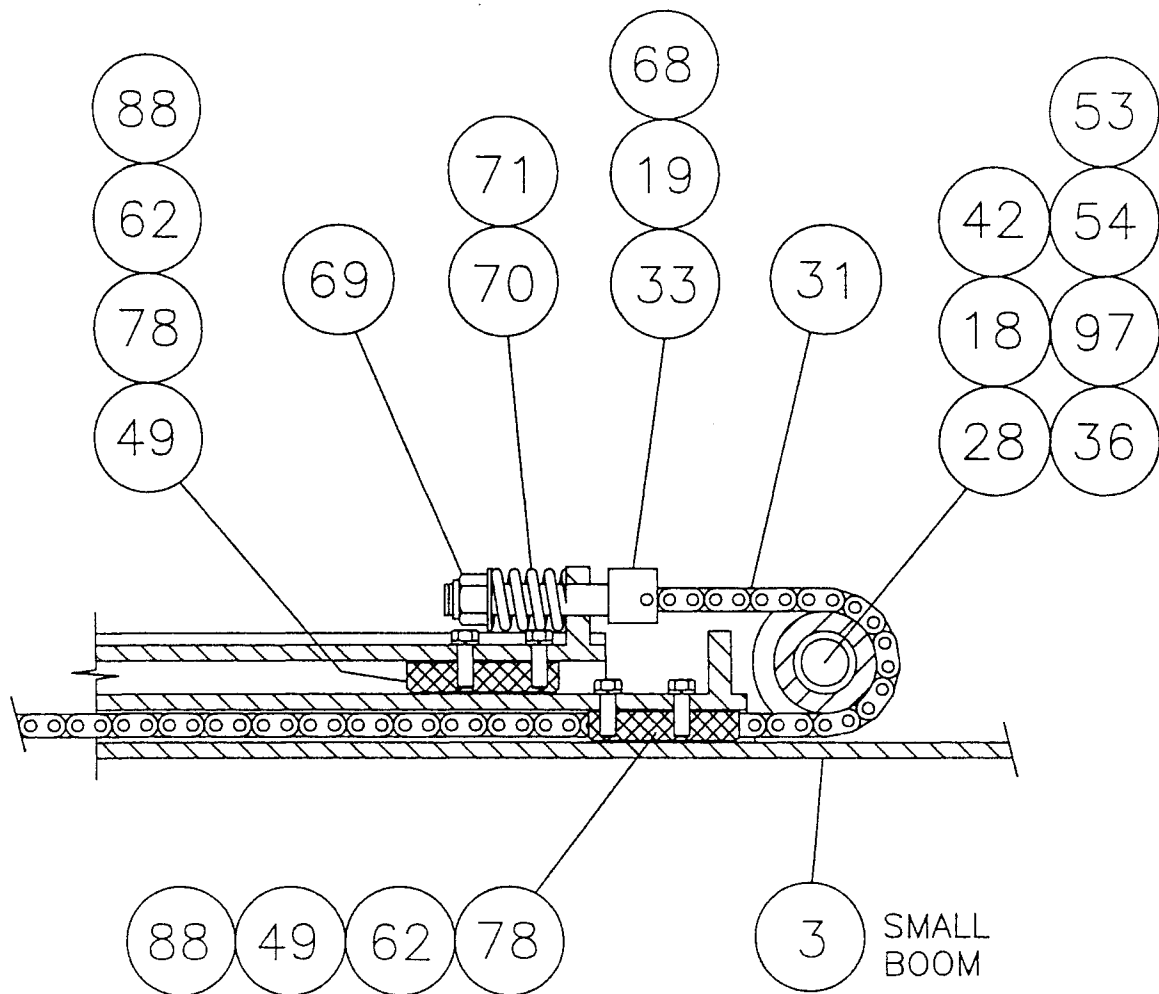
P4-1532

BOOM ASSEMBLY
SS-842 SQUARE SHOOTER

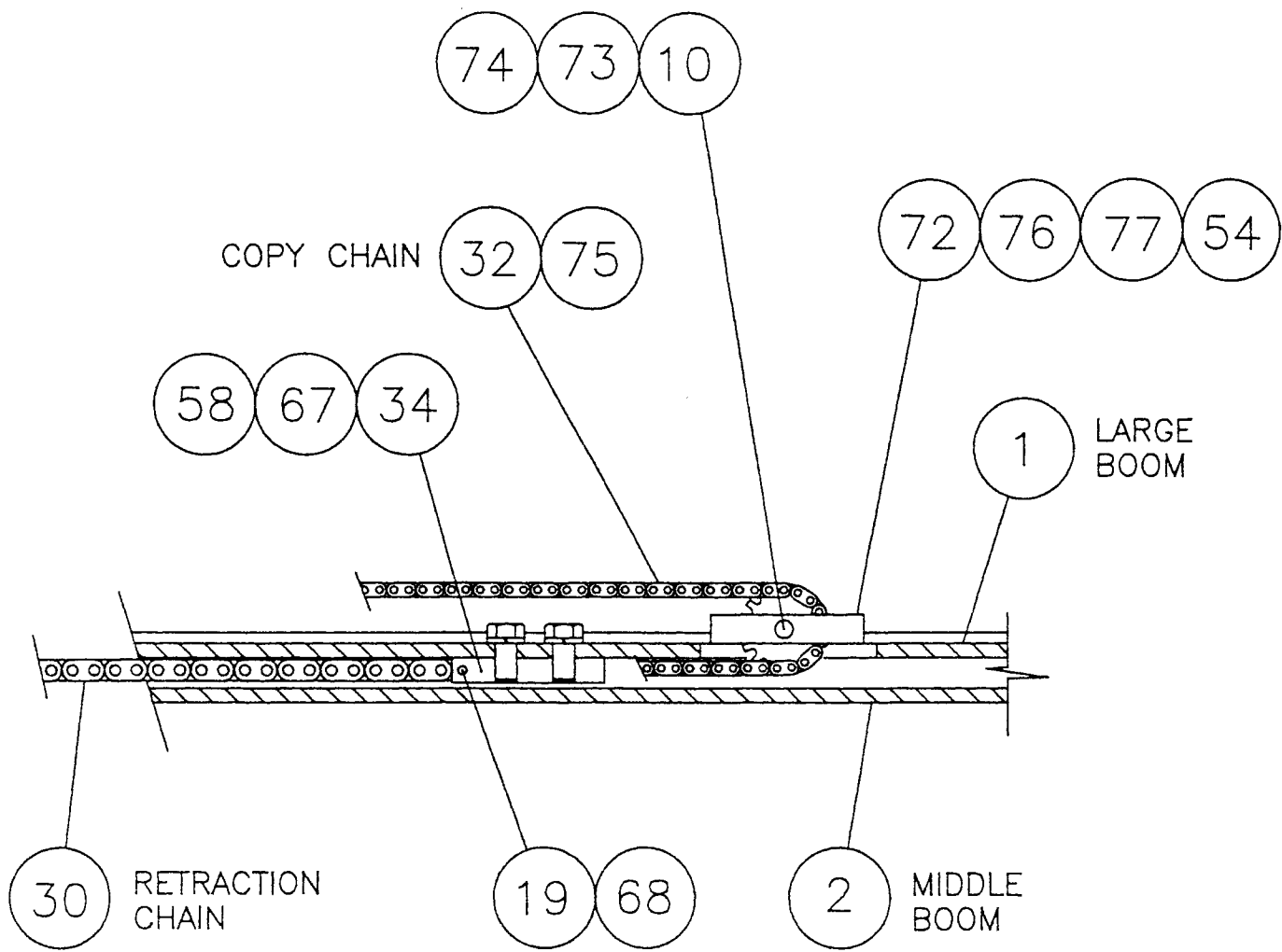
PAGE
NUMBER

9

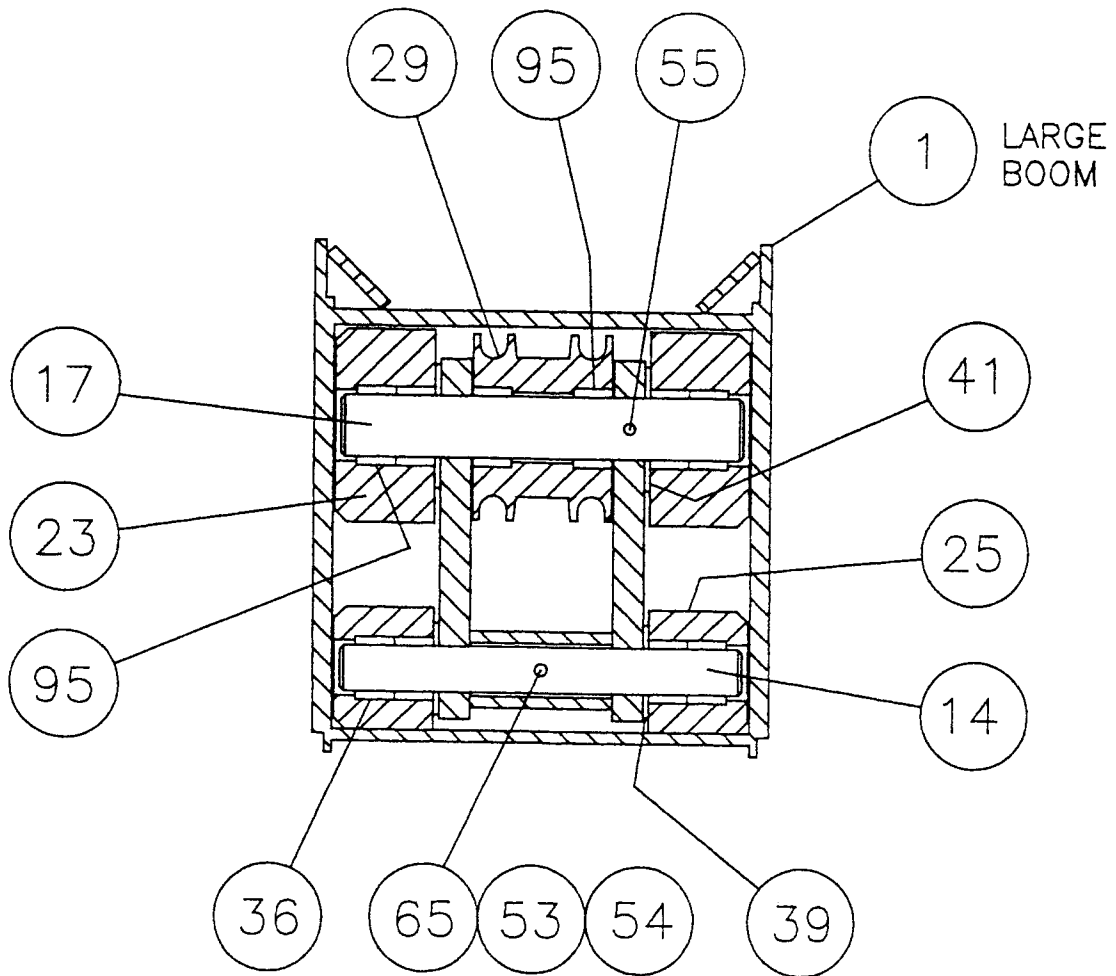




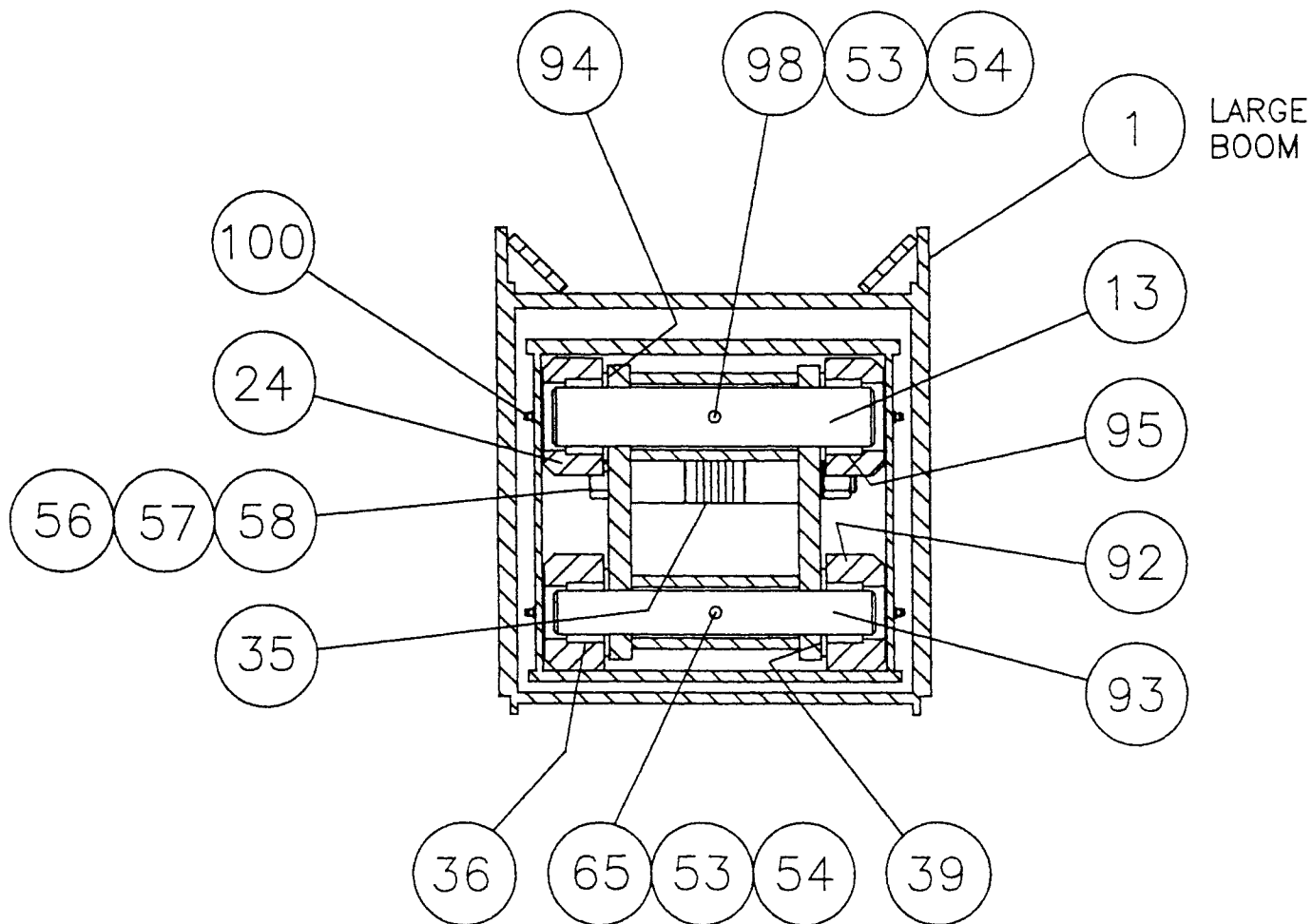
VIEW OF EXTENSION
CHAIN, ROLLER & SPRING



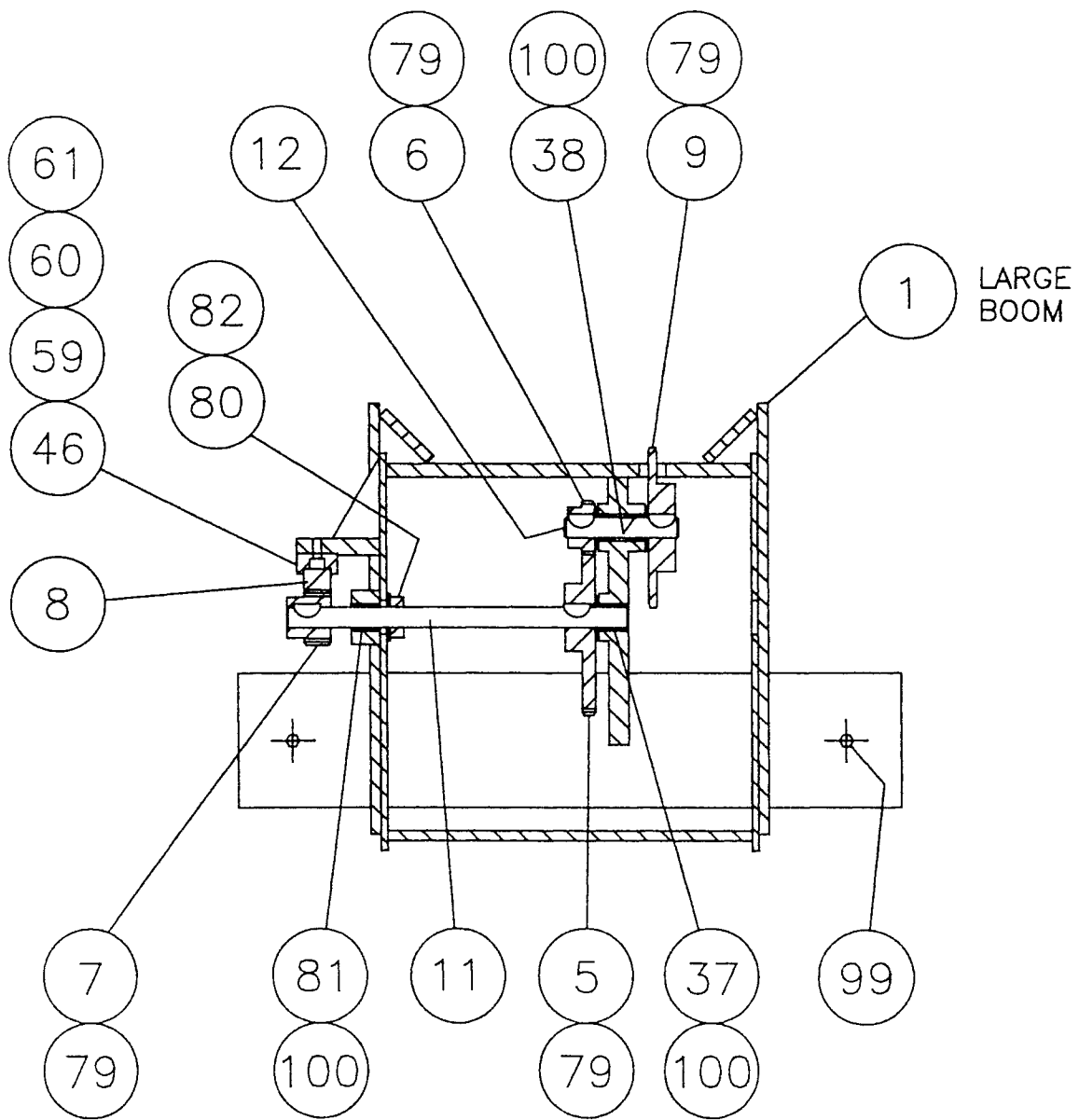
VIEW OF COPY CHAIN & IDLER SPROCKET



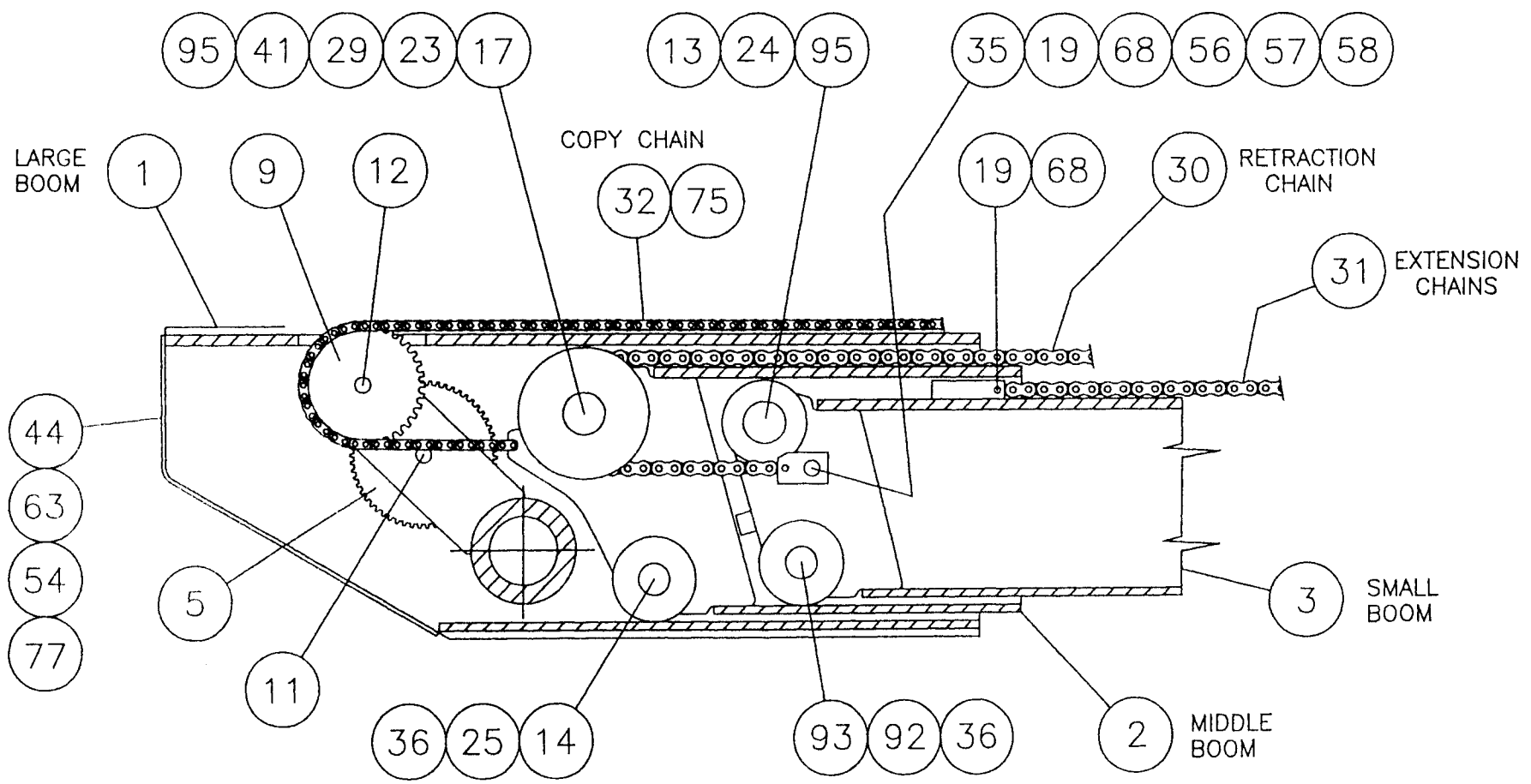
VIEW OF REAR ROLLERS
MOUNTED TO MIDDLE BOOM



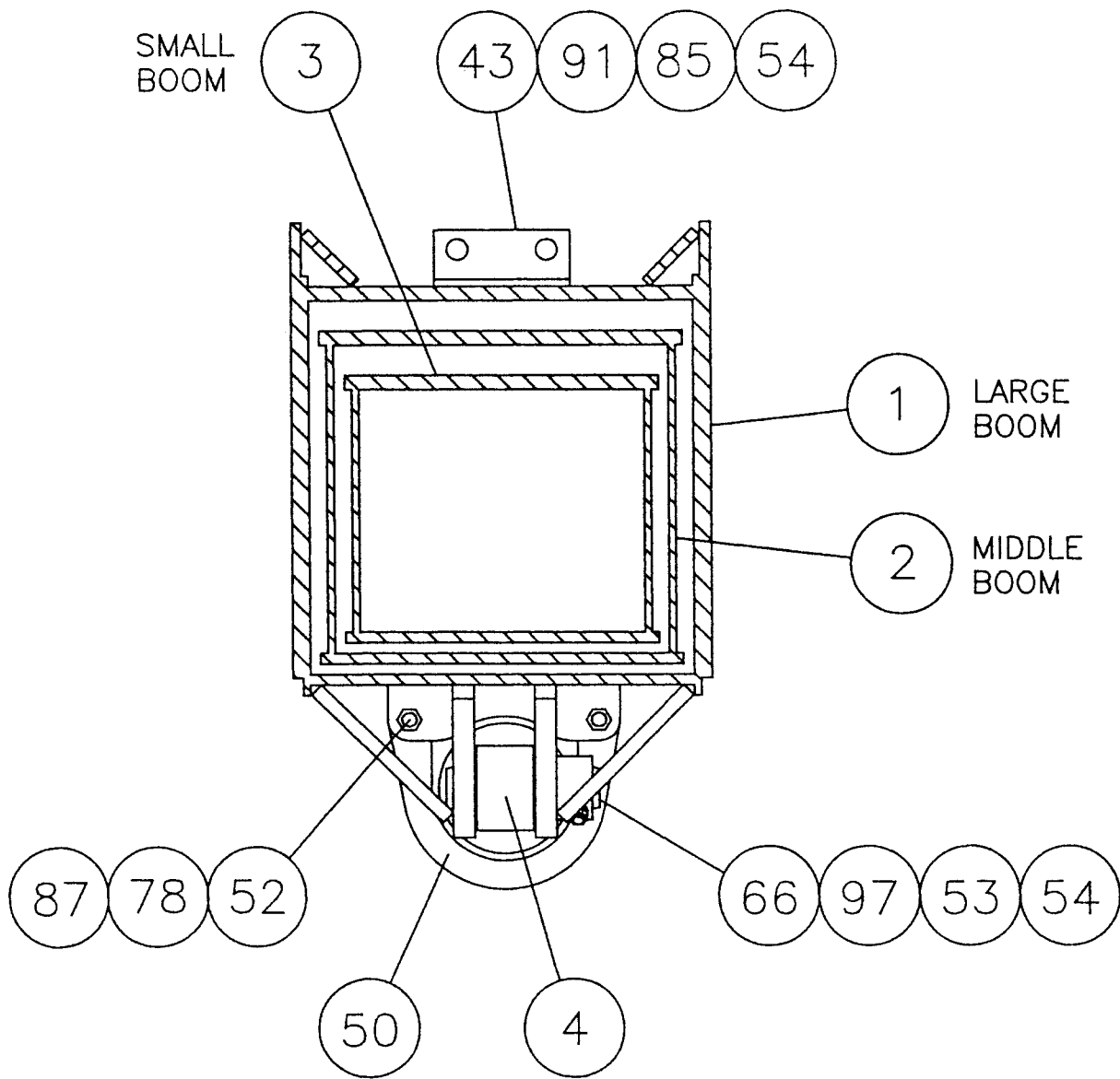
VIEW OF REAR ROLLERS
MOUNTED TO SMALL BOOM



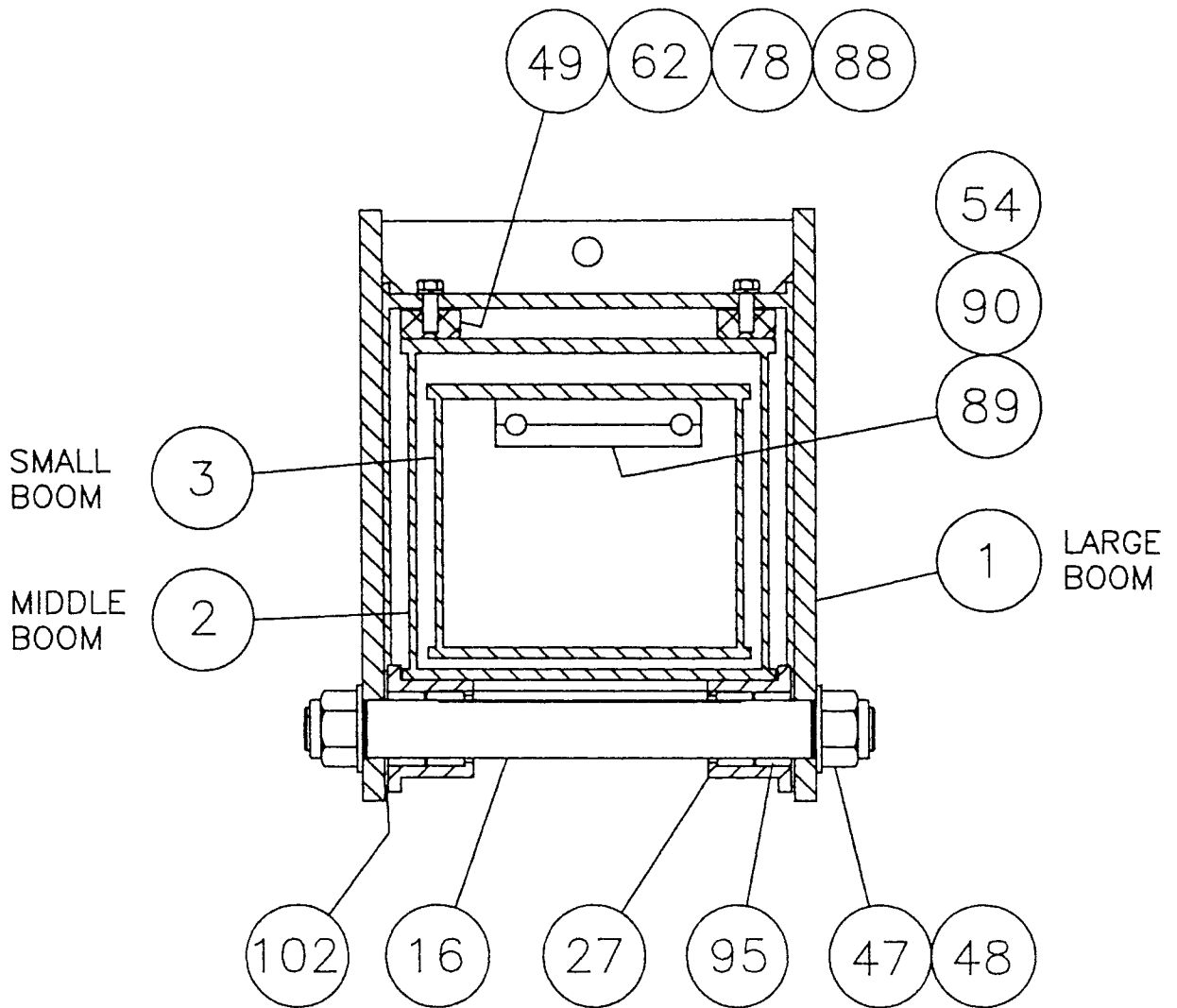
VIEW OF BOOM COPY
GEARS & SPROCKETS



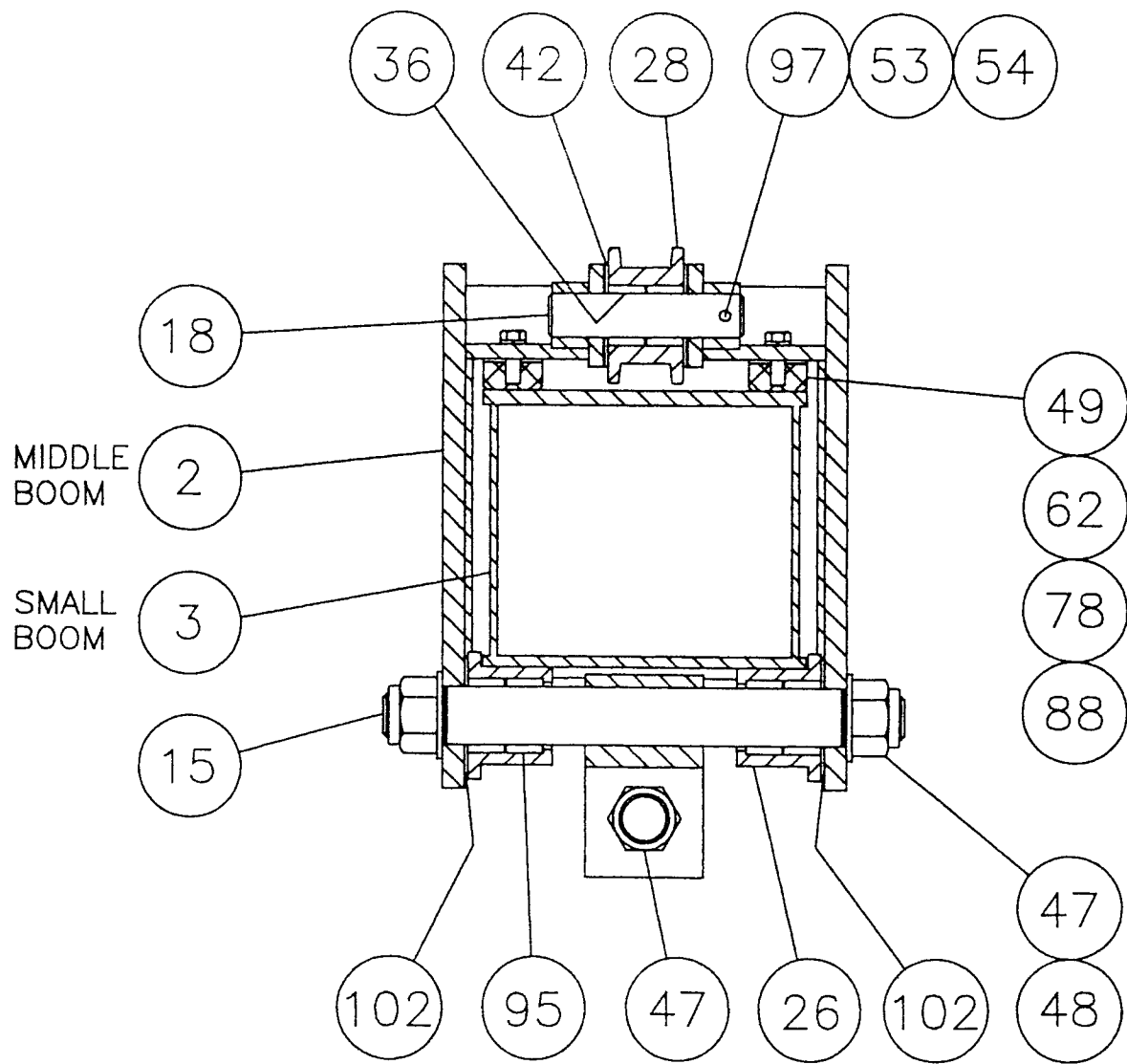
VIEW OF REAR ROLLERS
SMALL & MIDDLE BOOMS



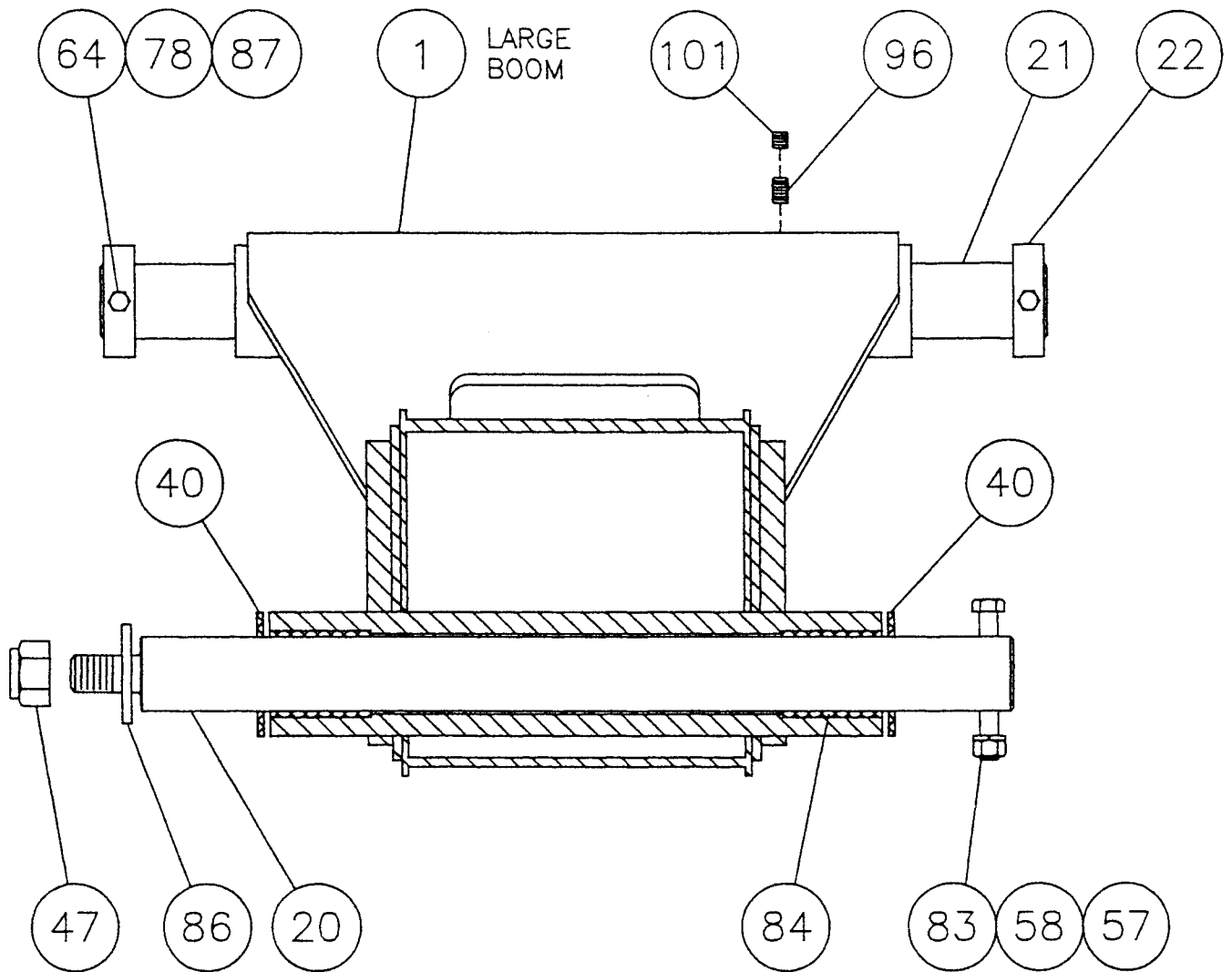
VIEW OF BOOM CYLINDER
BASE END & HEAD SUPPORT



VIEW OF FRONT ROLLERS
SUPPORTING MIDDLE BOOM



VIEW OF FRONT ROLLERS
SUPPORTING SMALL BOOM

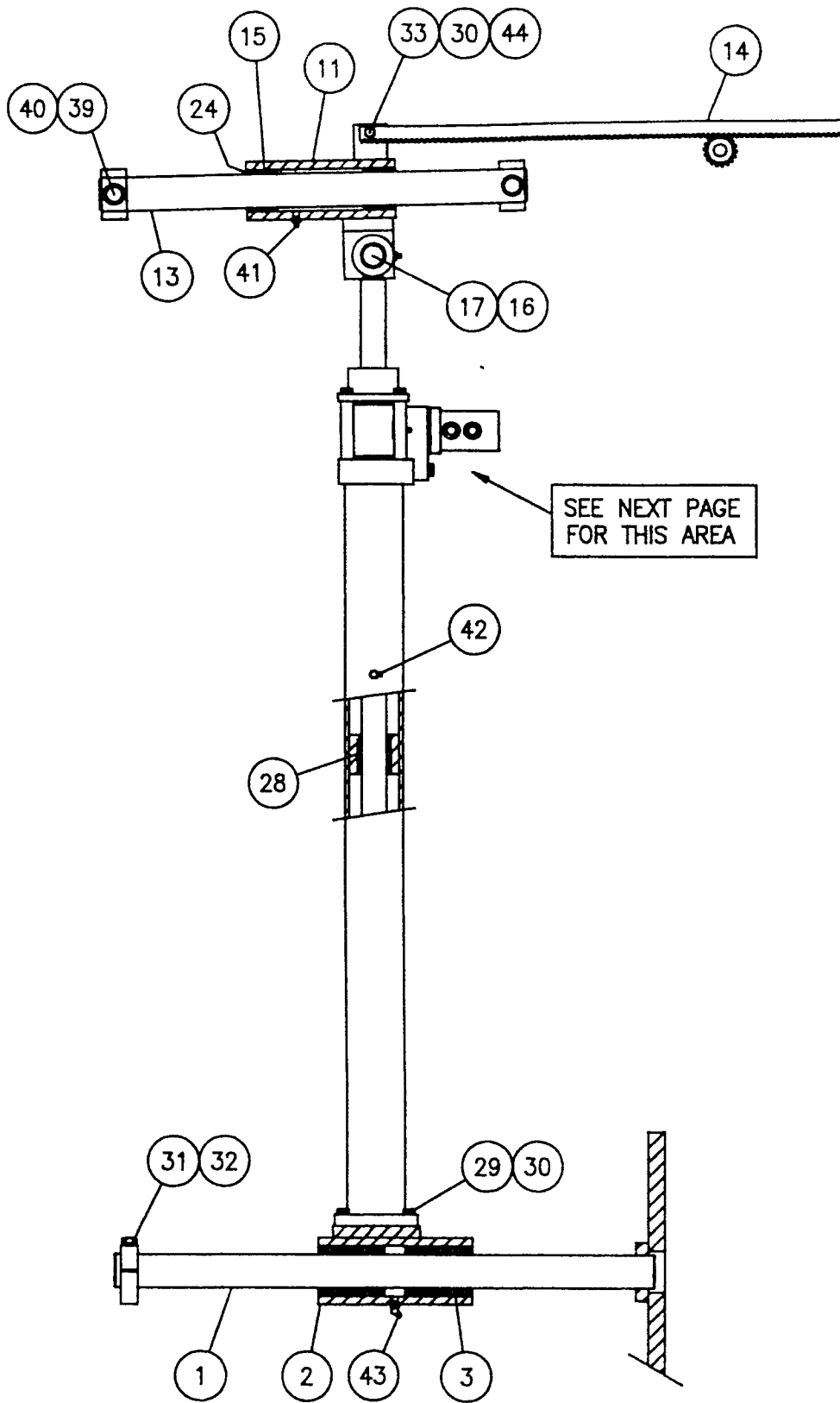


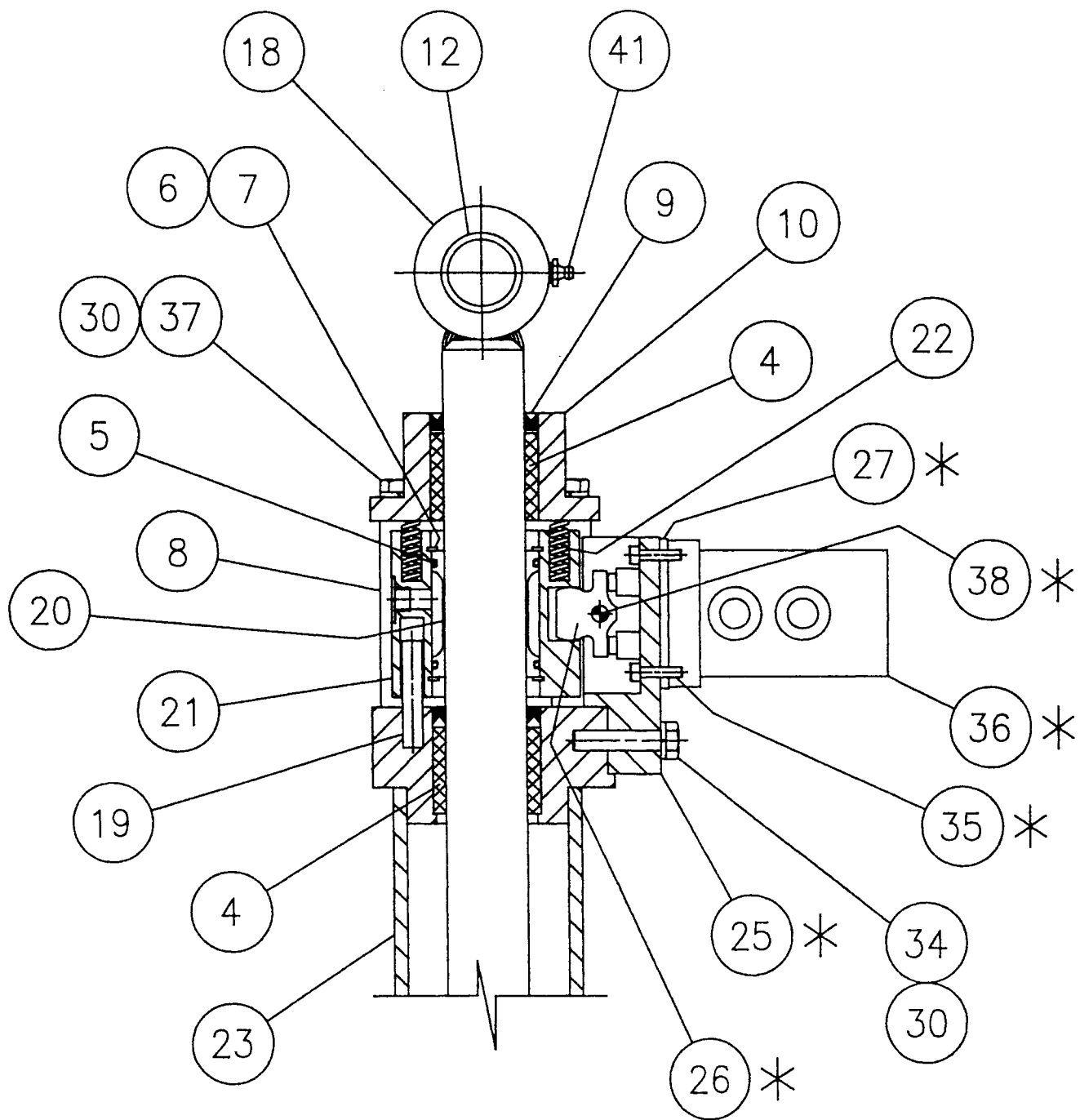
VIEW OF BOOM PIVOT PIN
& LIFT CYLINDER TOP SHAFT

ITEM	NUMBER	DESCRIPTION	REQD
1	4-1515	LARGE BOOM	1
2	4-1514	MIDDLE BOOM	1
3	4-1513	SMALL BOOM	1
4	7-316-183	BOOM CYLINDER	REF
5	4-1239-1	GEAR / 112 TEETH (1)	REF
6	4-1239-2	GEAR / 28 TEETH (1)	REF
7	4-1239-3	GEAR / 18 TEETH (1)	REF
8	2-1140	RACK (1)	REF
9	4-1239-4	SPROCKET / 35 TEETH (1)	REF
10	7-115-01	SPROCKET / IDLER (1)	REF
11	3-1186-1	PIN / RACK DRIVE (1)	REF
12	3-1186-2	PIN / COPY SPROCKET (1)	REF
13	4-1449-1	PIN / S-BOOM / REAR-TOP	1
14	4-1073-2	PIN / M-BOOM / REAR-BOT	1
15	4-1449-6	PIN / M-BOOM / FRONT-BOT	1
16	4-1073-6	PIN / L-BOOM / FRONT-BOT	1
17	4-1073-3	PIN / M-BOOM / REAR-TOP	1
18	3-1191-6	PIN / FRONT CHAIN SHEAVE	1
19	2-1052-3	PIN / LEAF CHAIN	4
20	3-1154-3	CROSS SHAFT / MAIN PIVOT	1
21	3-1092-2	CROSS SHAFT / HEAD LIFT CYLINDER	REF
22	6-2524-10	COLLAR	REF
23	4-1074-1	ROLLER / M-BOOM / REAR-TOP	2
24	4-1475-1	ROLLER / S-BOOM / REAR-TOP	2
25	4-1074-2	ROLLER / M-BOOM / REAR-BOT	2
26	4-1475-2	ROLLER / M-BOOM / FRONT-BOT	2
27	4-1475-2	ROLLER / L-BOOM / FRONT-BOT	2
28	4-1246-4	SHEAVE / CHAIN / FRONT	1
29	4-1074-8	SHEAVE / HOSE	1
30	1-1013-3	LEAF CHAIN / RETRACTION	1
31	1-1013-3	LEAF CHAIN / EXTENSION	1
32	1-2030-3	CHAIN / COPY / #40 (1)	REF
33	4-1237-1	CHAIN ANCHOR / ADJUSTABLE	1
34	4-1237-2	CHAIN ANCHOR / BOLT-ON	1
35	4-1237-4	CHAIN ANCHOR / PINNED	1
36	7-193-05	NEEDLE BEARING / 1.500 ID	8
37	7-305-04	BEARING / BRONZE FLANGE (1)	REF
38	7-305-05	BEARING / BRONZE FLANGE (2)	REF
39	6-6600-02	THRUST WASHER 3.00 x 1.50 x .188	4
40	6-6600-14	THRUST WASHER 5.00 x 3.00 x .250	2
41	6-6600-05	THRUST WASHER 4.00 x 2.00 x .188	2
42	6-6600-12	THRUST WASHER 3.50 x 1.50 x .125	2
43	3-1244-1	MANIFOLD BLOCK	1
44	3-1279	COVER / REAR ACCESS	1
45	3-1280	GUARD / TILT VALVE	1
46	3-1189-1	GUIDE / RACK (1)	REF
47	6-6206-24	SELF-LOCKING NUT 1 1/2 NF	6
48	6-6215-24	FLATWASHER 1 1/2	4
49	2-1111	WEAR PAD / BOOM	4
50	3-1283	SUPPORT ASSEMBLY / BOOM CYLINDER	REF
51	6-4516-24	BRONZE BUSHING / SMALL BOOM	2
52	6-5208-14	CAPSCREW 1/2 NC x 1 3/4 LG.	2
53	6-6201-06	HEX NUT 3/8 NC	4
54	6-6211-06	LOCKWASHER 3/8 (4)	14

9K	PAGE NUMBER	BOOM ASSEMBLY SS-842 SQUARE SHOOTER	DRAWING NUMBER	P4-1532
----	----------------	--	-------------------	---------

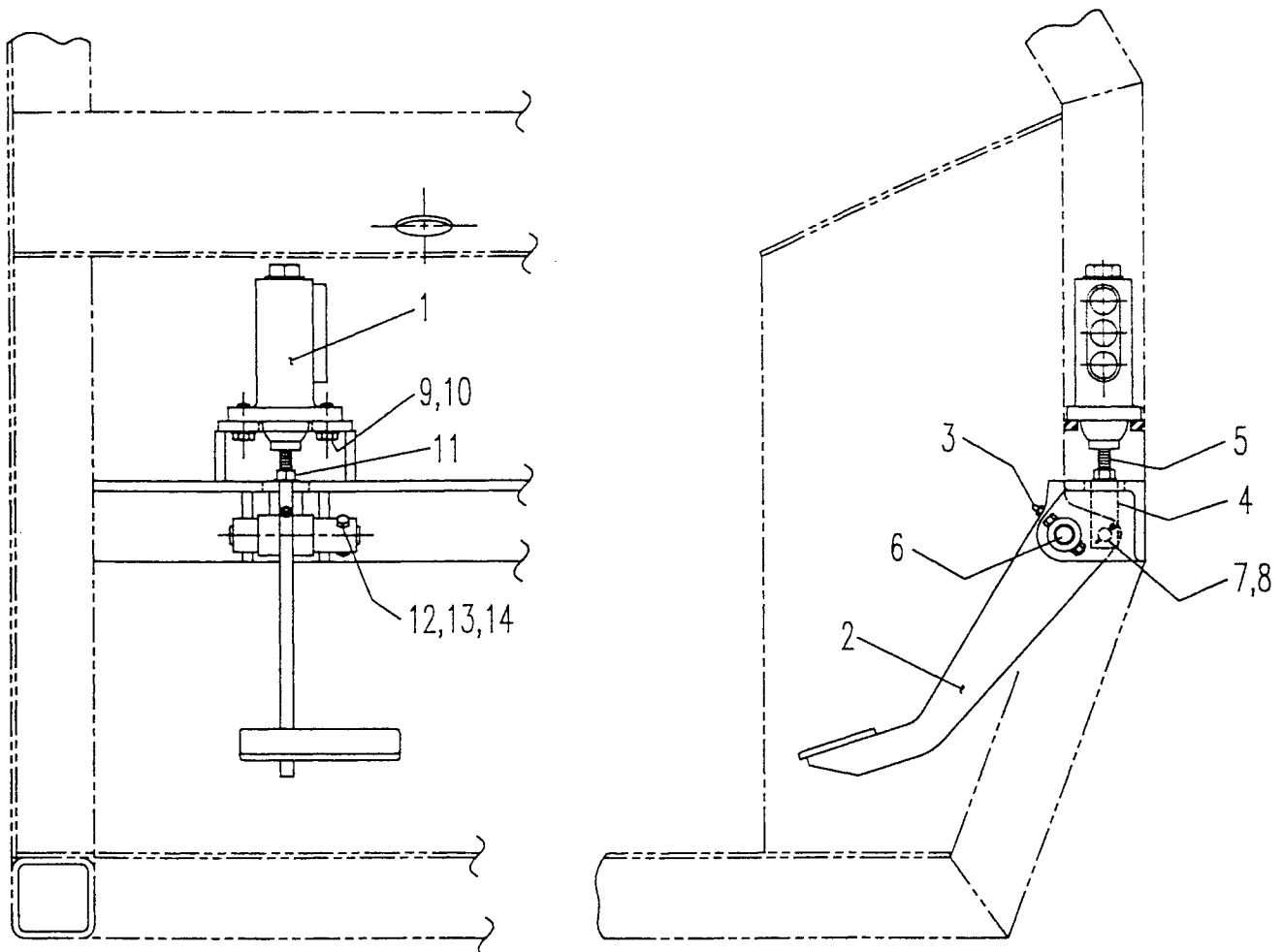
ITEM	NUMBER	DESCRIPTION	REQD
55	6-6275-04	SETSCREW 3/8 NC x 3/4 LG.	2
56	6-5312-68	CAPSCREW 3/4 NF x 8 1/2 LG.	1
57	6-6202-12	HEX NUT 3/4 NF	2
58	6-6211-12	LOCKWASHER 3/4	4
59	6-5605-10	CAPSCREW SH 5/16 NC x 1 1/4 (2)	REF
60	6-6201-05	HEX NUT 5/16 NC (2)	REF
61	6-6211-05	LOCKWASHER 5/16 (2)	REF
62	6-5208-10	CAPSCREW 1/2 NC x 1 1/4 LG.	8
63	6-5206-06	CAPSCREW 3/8 NC x 3/4 LG.	6
64	6-5208-44	CAPSCREW 1/2 NC x 5 1/2 LG.	REF
65	6-5206-24	CAPSCREW 3/8 NC x 3 LG.	2
66	2-1090	PIN / BASE BOOM CYLINDER	REF
67	6-5312-12	CAPSCREW 3/4 NF x 1 1/2 LG.	2
68	6-6243-06	COTTER PIN 3/32 x 3/4 LG.	8
69	7-142-01	SELF-LOCKING NUT 1-12 THD.	1
70	7-194-01	SPRING / COMPRESSION	1
71	6-6215-16	FLATWASHER 1.0	1
72	3-1187-1	MOUNT / IDLER SPROCKET (1)	REF
73	6-5310-30	CAPSCREW 5/8 NF x 3 3/4 LG. (1)	REF
74	6-6202-10	HEX NUT 5/8 NF (1)	REF
75	7-261-05	CONNECTING LINK / WITH CLIP (1)	REF
76	6-5206-12	CAPSCREW 3/8 NC x 1 1/2 LG. (4)	REF
77	6-6212-06	FLATWASHER 3/8 (4)	6
78	6-6211-08	LOCKWASHER 1/2	10
79	7-194-43	KEY / WOODRUFF 3/16 x 1 (4)	REF
80	7-305-08	THRUST WASHER (1)	REF
81	7-305-07	BEARING / BRONZE (1)	REF
82	7-194-44	COLLAR (1)	REF
83	6-5312-48	CAPSCREW 3/4 NF x 6 LG.	1
84	6-4524-32	BRONZE BUSHING / LARGE BOOM	2
85	6-5206-20	CAPSCREW 3/8 NC x 2 1/2 LG.	2
86	6-6701-06	WASHER	1
87	6-6201-08	HEX NUT 1/2 NC	2
88	1-1101	SHIM (AS REQ.)	REF
89	2-1109	CLAMP / 1/2 HOSE	1
90	6-5206-18	CAPSCREW 3/8 NC x 2 1/4 LG.	2
91	3-1244-2	SPACER / MANIFOLD BLOCK	1
92	4-1074-3	ROLLER / S-BOOM / REAR-BOT	2
93	4-1073-1	PIN / S-BOOM / REAR-BOT	1
94	6-6600-03	THRUST WASHER 3.00 x 2.00 x .188	2
95	7-193-07	NEEDLE BEARING / 2.000 ID	16
96	6-6275-05	SETSCREW 5/8 NC x 1 LG.	1
97	6-5206-22	CAPSCREW 3/8 NC x 2 3/4 LG.	1
98	6-5206-28	CAPSCREW 3/8 NC x 3 1/2 LG.	1
99	6-6301	LUBE FITTING 1/8 NPT STR	4
100	6-6306	LUBE FITTING 1/4-28 STR (3)	8
101	6-6275-07	SETSCREW 5/8 NC x 5/8 LG.	1
102	6-6600-06	THRUST WASHER 4.00 x 2.00 x .125	4



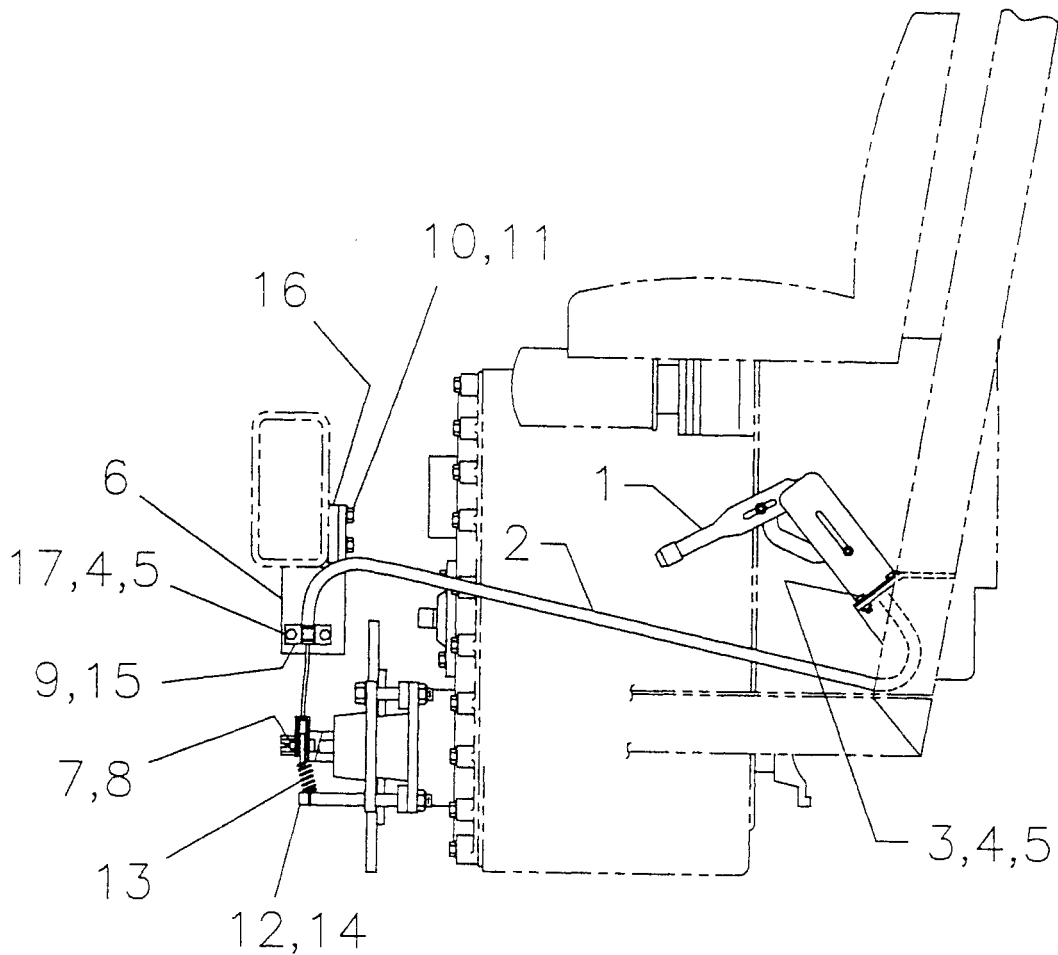


* (45) PRE-SET AUTO-CONTROLLER ASSEMBLY

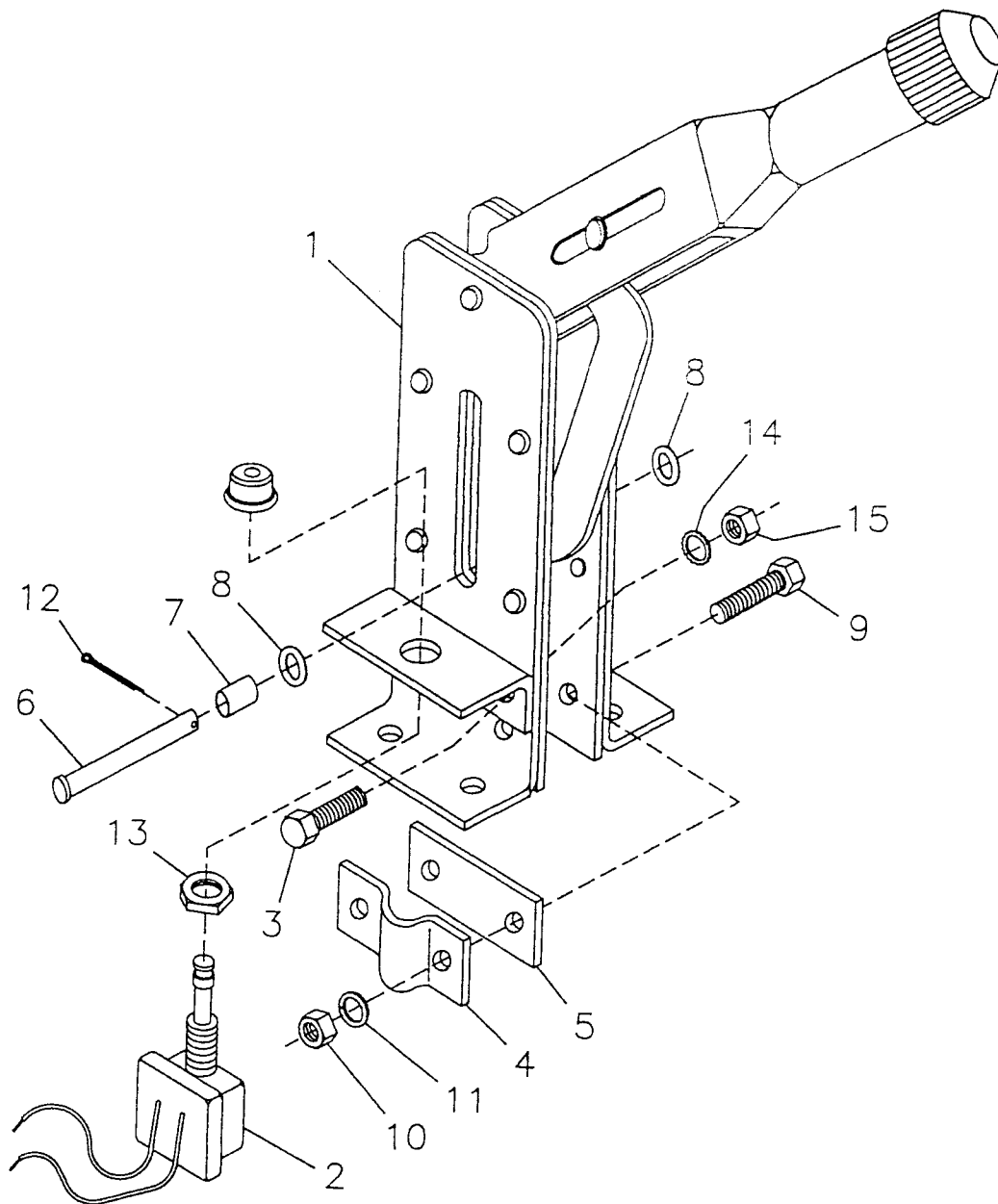
ITEM	NUMBER	DESCRIPTION	REQD
1	4-1449-2	SHAFT / LOWER COPY	1
2	4-1072	LOWER SLIDE	1
3	7-259-01	LINEAR BEARING / LOWER SLIDE	2
4	6-4512-13	BRONZE BUSHING 1.50 ID x 1.62 LG	2
5	7-209-60	O-RING 2 OD x 3/32	2
6	7-239-02	SNAP RING	1
7	7-239-03	SNAP RING	1
8	1-1010	SPACER	4
9	7-209-32	WIPER 1 1/2 ID	2
10	3-1241	CAP WELDMENT	1
11	4-1523	UPPER SLIDE	1
12	1-1035-1	BRONZE BUSHING	2
13	4-1449-3	UPPER COPY SHAFT	1
14	2-1140	RACK	REF
15	7-193-01	BEARING / INNER RACE	2
16	7-194-39	HAIR PIN COTTER	2
17	1-1136	PIN / YOKE	1
18	3-1281	LIFT COPY SHAFT	1
19	6-6223-16	DOWEL 3/8 x 2 LG.	2
20	3-1077	BRAKE SLEEVE	1
21	3-1076	BRAKE HOUSING	1
22	7-167-05	SPRING / CENTERING	8
23	4-1522	SUPPORT TUBE	1
24	7-209-33	WIPER 2 ID	2
25	3-1067-1	MOUNT / AUTO CONTROLLER	1
26	3-1067-2	ROCKER ARM	1
27	1-1089	SPACER PLATE / MODIFIED	1
28	6-4512-16	BRONZE BUSHING 1.50 ID x 2.00 LG	1
29	6-5206-12	CAPSCREW 3/8 NC x 1 1/2 LG.	4
30	6-6211-06	LOCKWASHER 3/8	11
31	6-5208-18	CAPSCREW 1/2 NC x 2 1/4 LG.	1
32	6-6211-08	LOCKWASHER 1/2	1
33	6-5206-20	CAPSCREW 3/8 NC x 2 1/2 LG.	1
34	6-5206-14	CAPSCREW 3/8 NC x 1 3/4 LG.	2
35	7-194-10	CAPSCREW / 5 MM x 20 MM LG.	4
36	7-200-82	CONTROLLER / AUTO	REF
37	6-5206-36	CAPSCREW 3/8 NC x 4 1/2 LG.	4
38	6-6222-16	DOWEL 5/16 x 2 LG.	1
39	6-5310-24	CAPSCREW 5/8 NF x 3 LG.	2
40	6-6211-10	LOCKWASHER 5/8	2
41	6-6301	LUBE FITTING 1/8 NPT STR.	2
42	6-6302	LUBE FITTING 1/8 NPT 90	1
43	6-6303	LUBE FITTING 1/8 NPT 45	1
44	6-6201-06	HEX NUT 3/8 NC	1
45	7-900-08	ASSEMBLY (ITEMS 25, 26, 27, 35, 36, 38)	REF



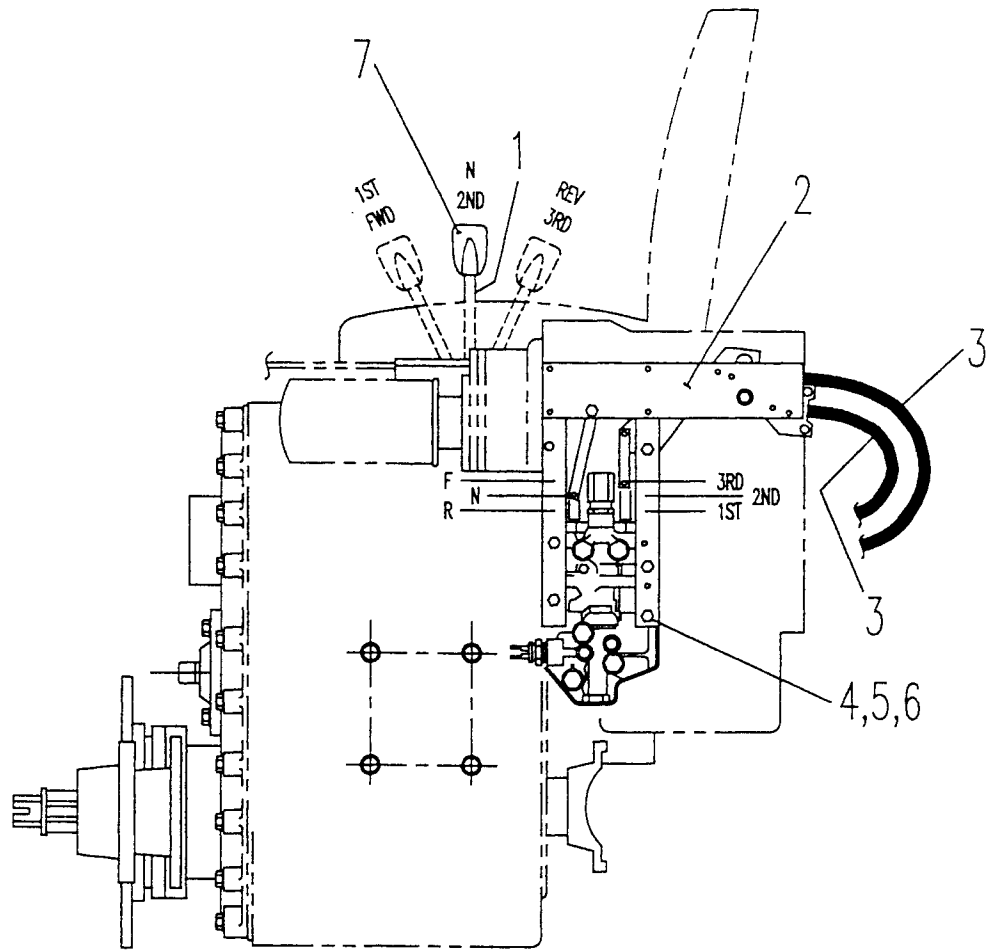
ITEM	NUMBER	DESCRIPTION	REQD
1	7-198-01	ACTUATOR / BRAKE	REF
2	3-1148	PEDAL / BRAKE	1
3	6-6306	LUBE FITTING 1/4-28 THD.	1
4	1-1008	YOKE / BRAKE	1
5	1-1009	PUSH ROD	1
6	2-1117	PIN / BRAKE PEDAL	1
7	6-6261-12	CLEVIS PIN 1/2 x 1 1/2 LG.	1
8	6-6245-08	COTTER PIN 5/32 x 1 LG.	1
9	6-5206-10	CAPSCREW 3/8 NC x 1 1/4 LG.	2
10	6-6211-06	LOCKWASHER 3/8	2
11	6-6202-08	HEX NUT 1/2 NF	1
12	6-5205-14	CAPSCREW 5/16 NC x 1 3/4 LG.	1
13	6-6211-05	LOCKWASHER 5/16	1
14	6-6201-05	HEX NUT 5/16 NC	1



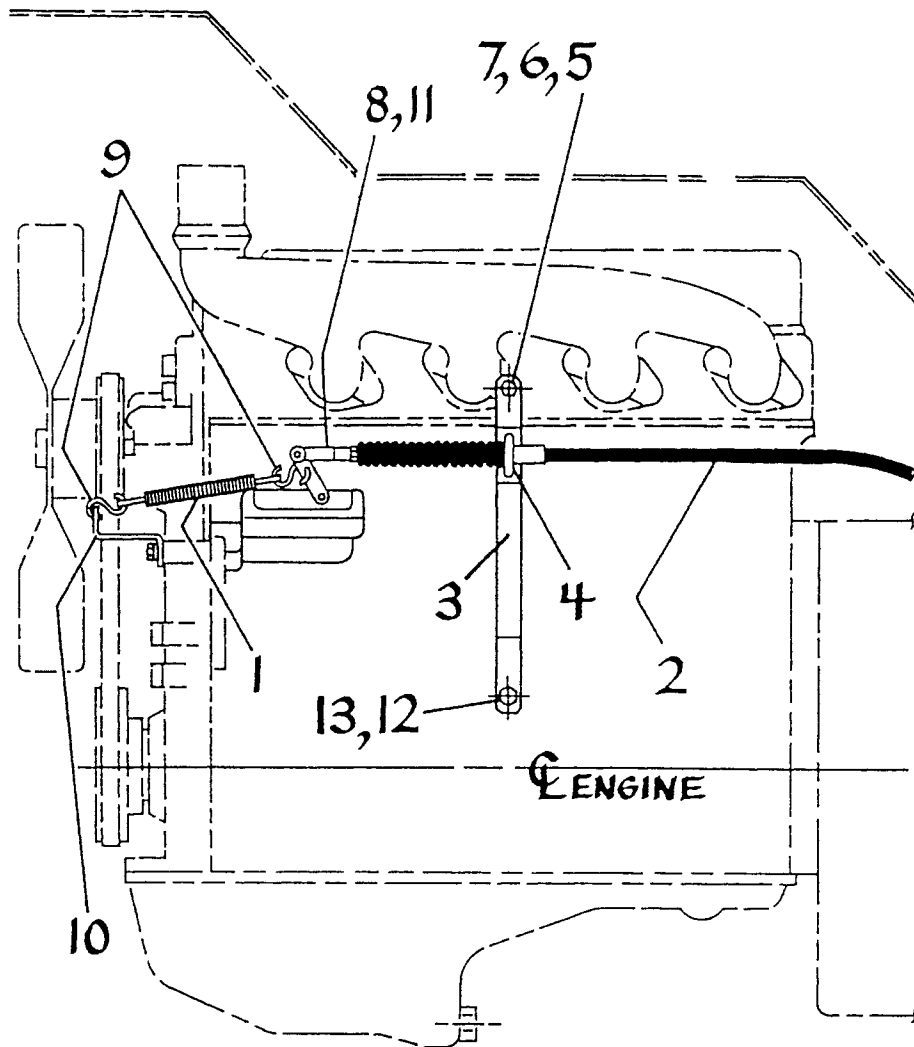
ITEM	NUMBER	DESCRIPTION	REQD
1	7-120-09	HAND BRAKE ASSY	1
2	7-208-03	CABLE / PARKING BRAKE	1
3	6-5205-08	CAPSCREW 5/16 NC x 1 LG.	4
4	6-6211-05	LOCKWASHER 5/16	6
5	6-6201-05	HEX NUT 5/16 NC	6
6	3-1221	MOUNT / DISC BRAKE CABLE	1
7	6-6259-06	CLEVIS PIN 3/8 x 3/4 LG.	1
8	6-6245-08	COTTER PIN 5/32 x 1 LG.	1
9	7-208-02	CLIP / CABLE MOUNTING	1
10	6-5206-12	CAPSCREW 3/8 NC x 1 1/2 LG.	2
11	6-6211-06	LOCKWASHER 3/8	2
12	1-1145	PIN / PARKING BRAKE SPRING	1
13	7-194-52	SPRING / PARKING BRAKE	1
14	7-194-51	SNAP RING / PARKING BRAKE	1
15	7-208-04	CLAMP BASE	1
16	1-1157	SPACER PLATE	1
17	6-5205-10	CAPSCREW 5/16 NC x 1 1/4 LG.	2



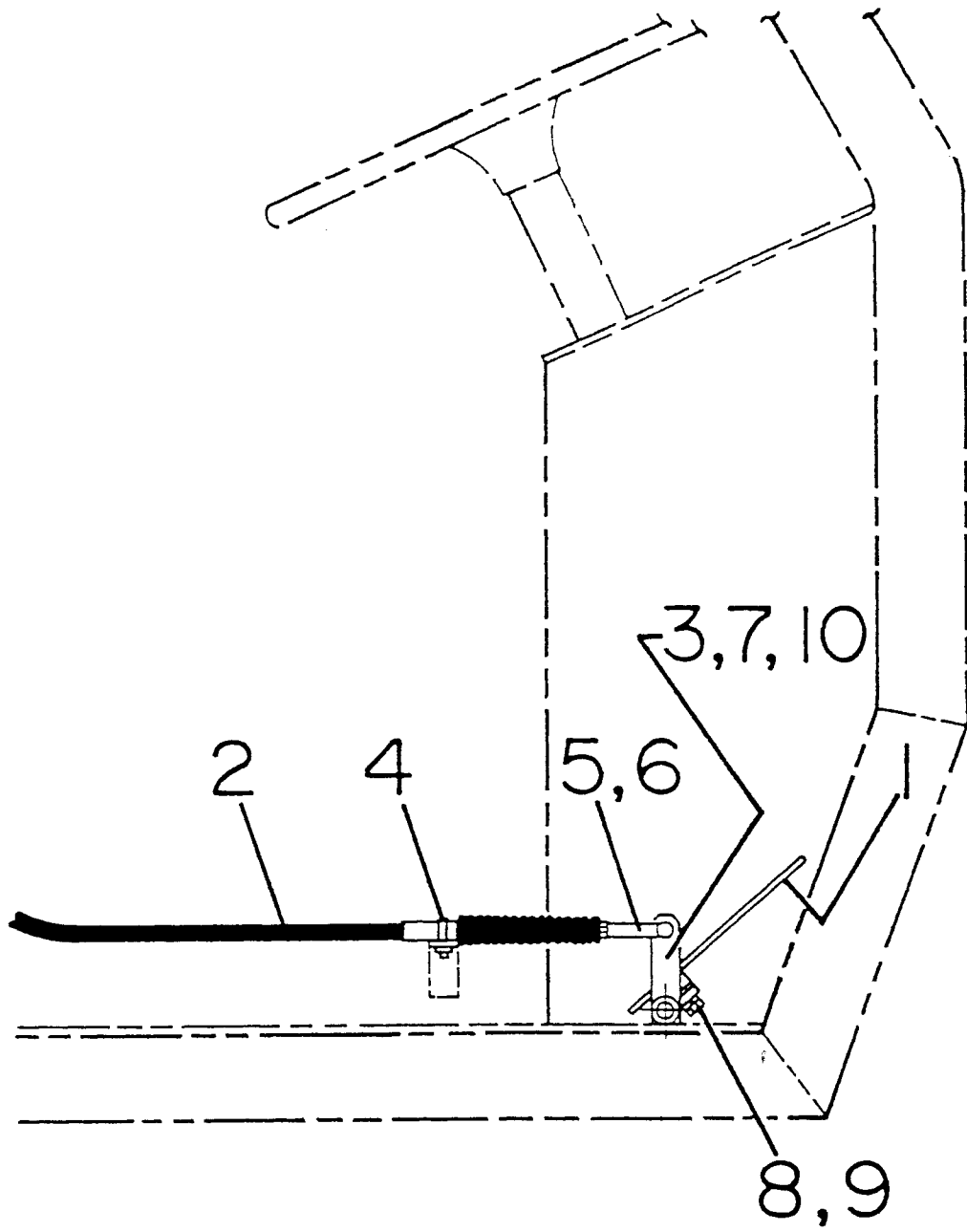
ITEM	NUMBER	DESCRIPTION	REQD
1	7-120-09	HAND BRAKE ASSEMBLY	REF
2	7-120-10	SWITCH KIT	1
3	6-5204-06	CAPSCREW 1/4 NC x 3/4 LG.	2
4	7-120-04	CLAMP	1
5	7-120-05	CLAMP BASE	1
6	6-6258-18	CLEVIS PIN 5/16 x 2 1/4 LG. SS	1
7	7-120-07	SPACER	1
8	7-120-06	WASHER	2
9	6-5205-08	CAPSCREW 5/16 NC x 1 LG.	2
10	6-6201-05	HEX NUT 5/16 NC	2
11	6-6211-05	LOCKWASHER 5/16	2
12	6-6244-06	COTTER PIN 1/8 x 3/4 LG.	1
13	7-120-08	PAL NUT	1
14	6-6216-04	STARWASHER 1/4	2
15	6-6201-04	HEX NUT 1/4 NC	2



ITEM	NUMBER	DESCRIPTION	REQD
1	7-249-01	TRANSMISSION CONTROL ASSY	1
2	7-249-15	TRANSMISSION SHIFTING KIT	1
3	7-120-01	CONTROL CABLE	2
4	7-194-12	STUD 3/8 NC x 5 LG.	4
5	6-6211-06	LOCKWASHER 3/8	4
6	6-6201-06	HEX NUT 3/8 NC	4
7	7-249-13	SHIFTING KNOB / TRANSMISSION	REF



ITEM	NUMBER	DESCRIPTION	REQD
1	7-194-20	SPRING / RETURN	1
2	7-266-02	CABLE / ACCELERATOR	REF
3	3-1213	MOUNT / ACCELERATOR CABLE	1
4	7-194-07	U-BOLT W/ NUTS	1
5	6-5206-20	CAPSCREW 3/8 NC x 2 1/2 LG.	1
6	6-6211-06	LOCKWASHER 3/8	1
7	1-1029	SPACER	1
8	7-194-05	YOKE W/ CLEVIS PIN & COTTER PIN	1
9	7-194-18	S-HOOK	2
10	1-1017	MOUNT / RETURN SPRING	1
11	6-6208-04	JAM NUT 1/4-28 (W/ CABLE)	REF
12	6-5209-08	CAPSCREW 9/16 NC x 1 LG.	REF
13	6-6211-09	LOCKWASHER 9/16	REF



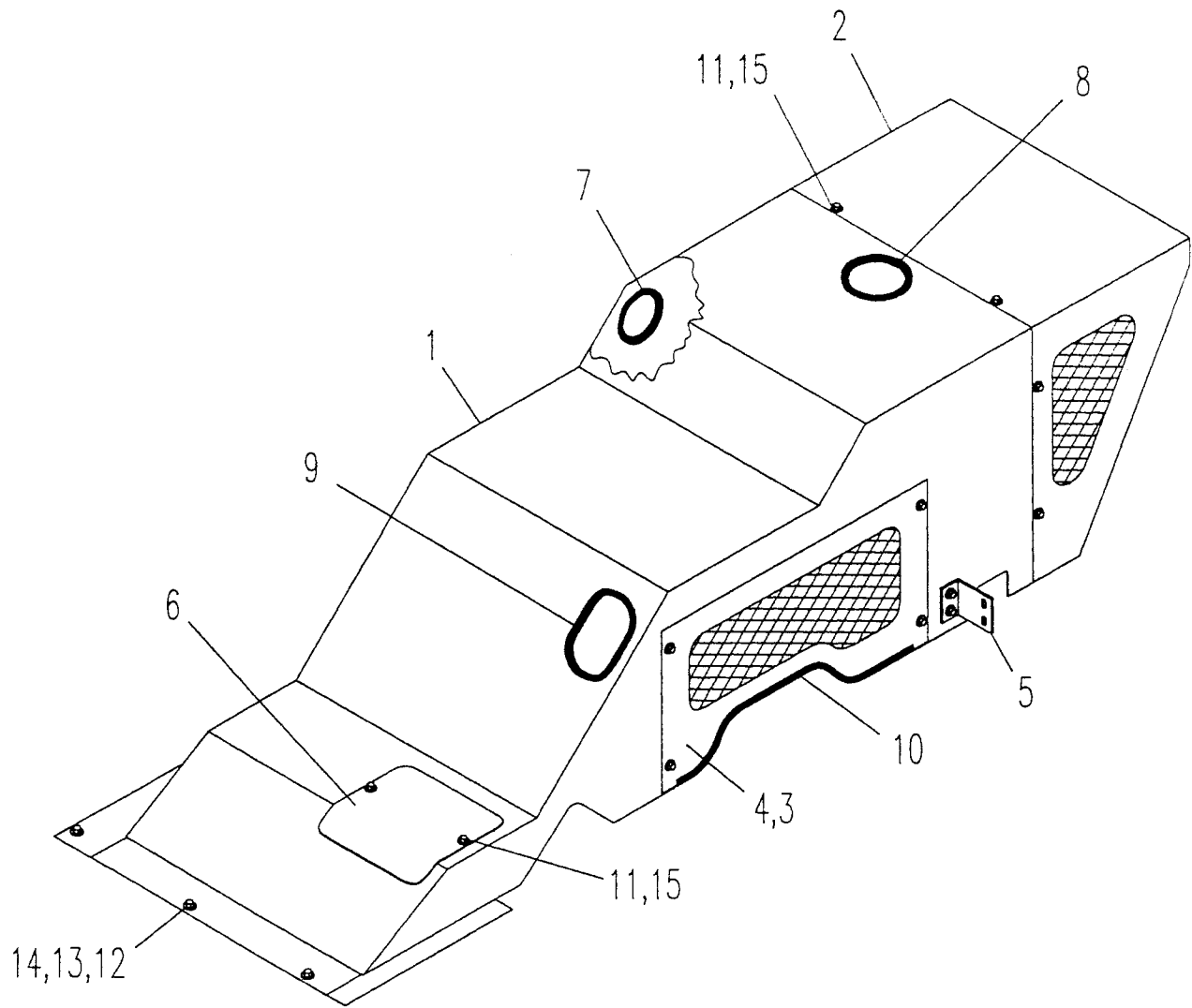
ITEM	NUMBER	DESCRIPTION	REQD
1	3-1080	PEDAL / ACCELERATOR	1
2	7-266-02	CABLE / ACCELERATOR	1
3	3-1081	LINKAGE / ACCELERATOR	1
4	7-194-07	U-BOLT W/ NUTS	1
5	7-194-05	YOKE W/ CLEVIS PIN & COTTER PIN	1
6	6-6208-04	JAM NUT 1/4-28 W/ CABLE	REF
7	6-6306	LUBE FITTING / 1/4-28 STR.	3
8	6-5204-08	CAPSCREW 1/4 NC x 1 LG.	2
9	6-6211-04	LOCKWASHER 1/4	2
10	7-194-06	SHIM / AS REQD	2

DRAWING
NUMBER

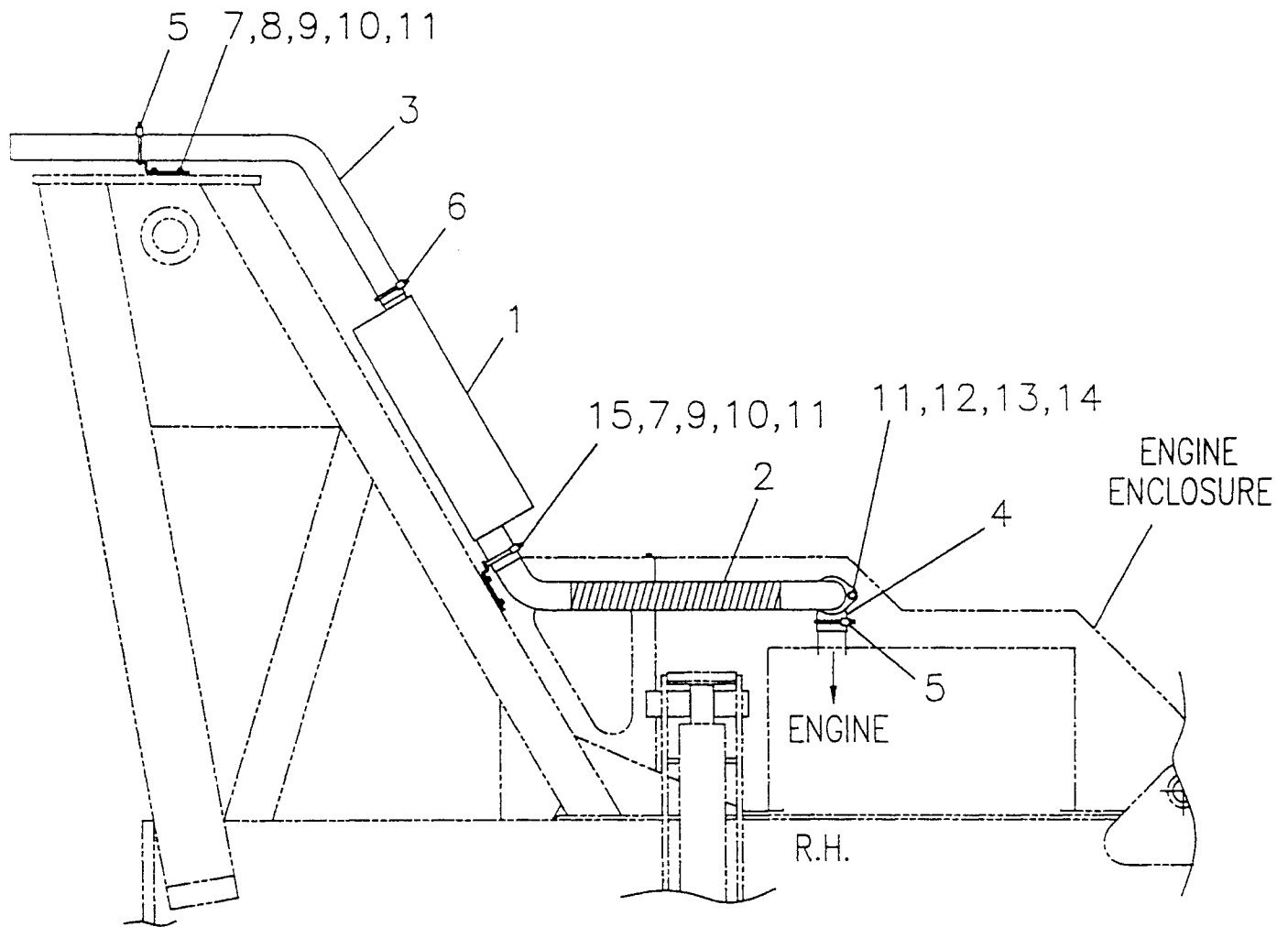
P1-2027

ACCELERATOR ASSEMBLY / PEDAL END
SS-624 SS-636 SS-836 SS-842 SS-1048

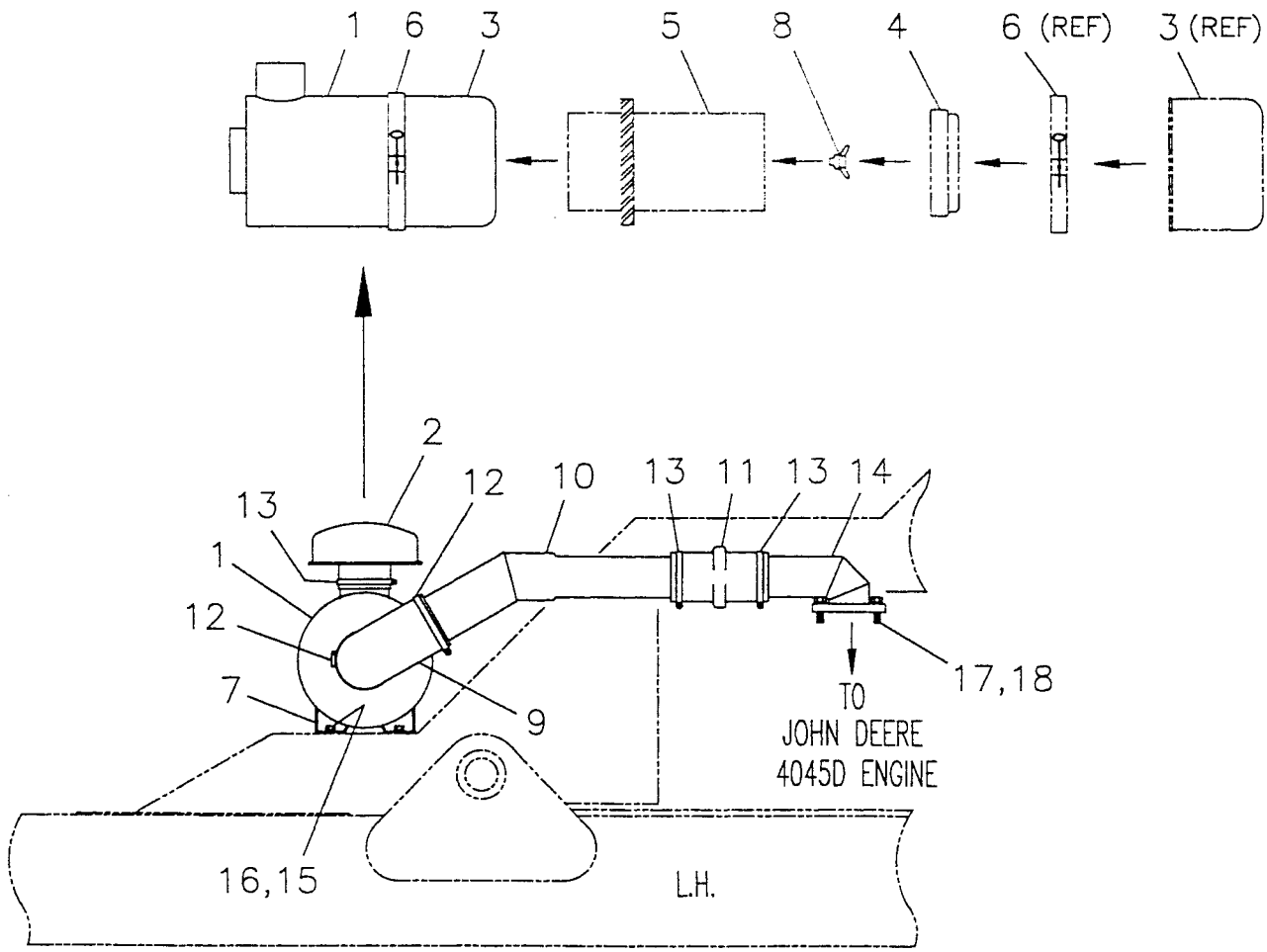
PAGE
NUMBER 16



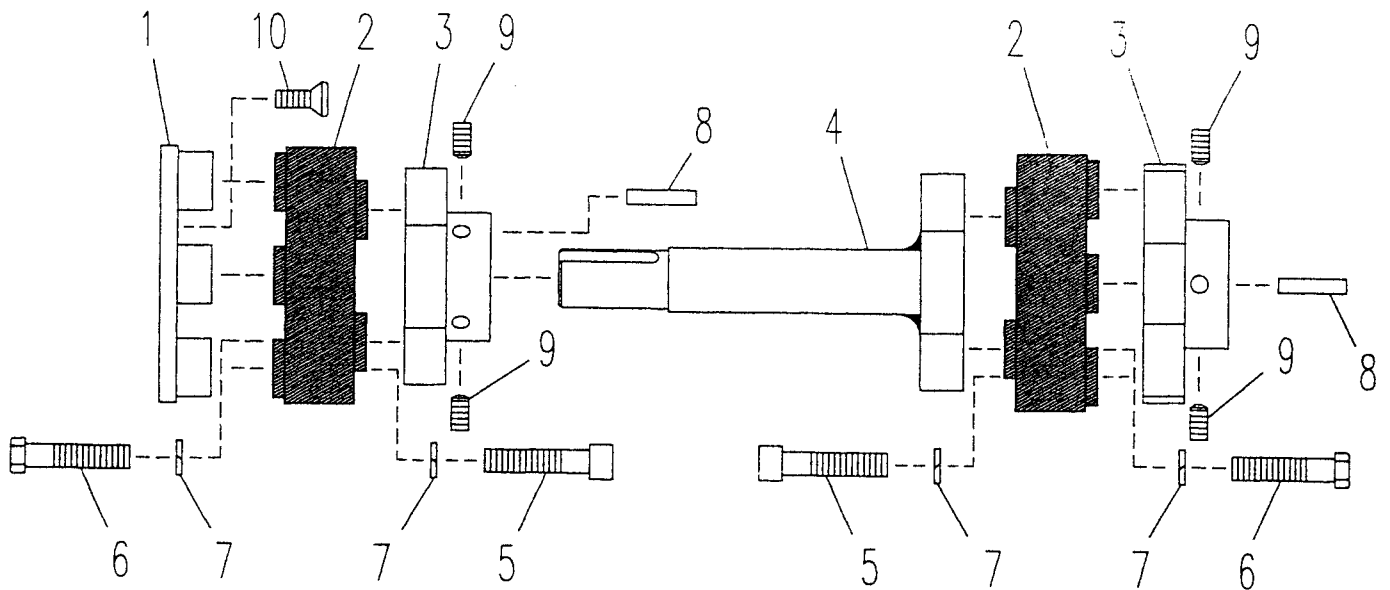
ITEM	NUMBER	DESCRIPTION	REQD
1	4-1565	HOUSING / FRONT	REF
2	4-1566	HOUSING / REAR	REF
3	4-1567-10	SIDE PANEL / RH	REF
4	4-1567-20	SIDE PANEL / LH	REF
5	2-1144	SUPPORT BRACKET (2)	REF
6	3-1285-3	ACCESS COVER	REF
7	6-9601-120	EDGING 1/4 x 15 LG.	1
8	6-9601-136	EDGING 1/4 x 17 LG.	1
9	6-9601-144	EDGING 1/4 x 18 LG.	1
10	6-9601-224	EDGING 1/4 x 28 LG.	2
11	7-290-01	BODY BOLT 5/16 NC x 3/4 LG. (20)	REF
12	6-5206-06	CAPSCREW 3/8 NC x 3/4 LG.	8
13	6-6211-06	LOCKWASHER 3/8	8
14	6-6212-06	FLATWASHER 3/8	8
15	6-6212-04	FLATWASHER 1/4	20
16	4-1564	ENGINE ENCLOSURE (ITEMS 1-6, 11, 15)	1



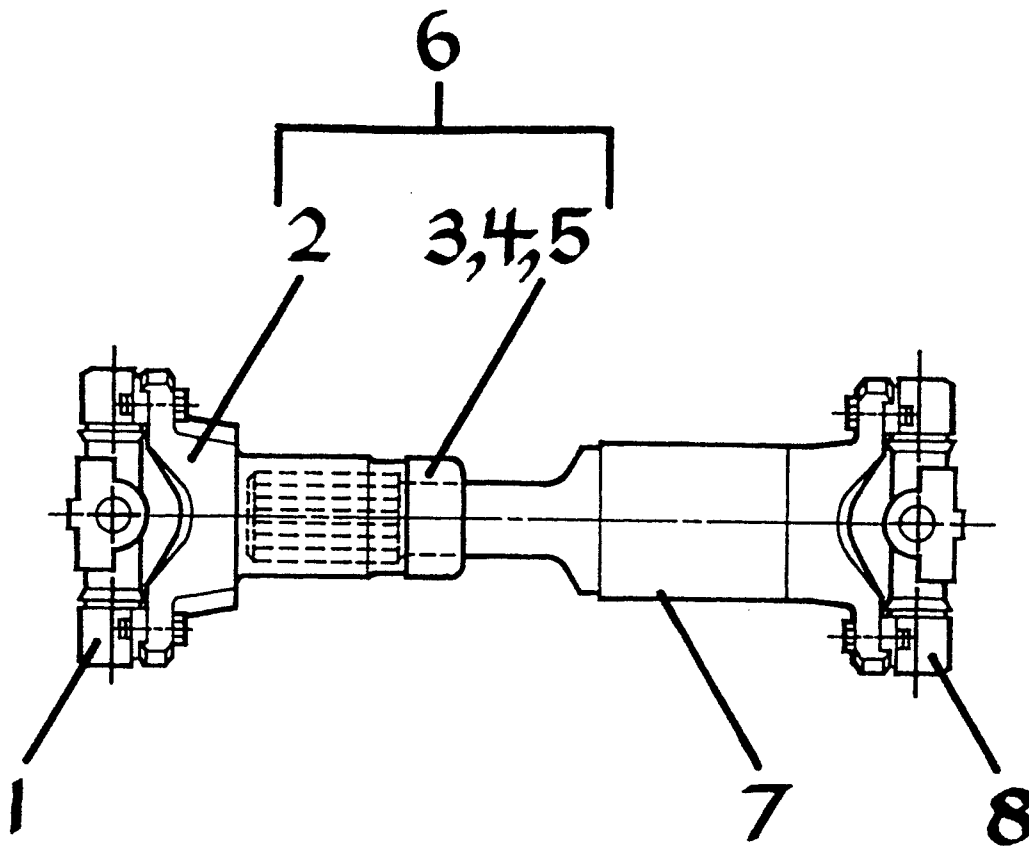
ITEM	NUMBER	DESCRIPTION	REQD
1	7-282-01	MUFFLER	1
2	4-1563	EXHAUST PIPE / FLEXIBLE	1
3	3-1284	TAILPIPE	1
4	3-1231	EXHAUST ELBOW / FLANGED	1
5	7-284-02	MUFFLER CLAMP 2 1/4 DIA	2
6	7-284-03	MUFFLER CLAMP 2 1/2 DIA	1
7	1-1026	VIBRATION PAD	2
8	1-2018	BRACKET / MUFFLER	1
9	6-5206-08	CAPSCREW 3/8 NC x 1 LG.	4
10	6-6212-06	FLATWASHER 3/8	4
11	6-6211-06	LOCKWASHER 3/8	6
12	7-319-12	EXHAUST GASKET	1
13	6-5206-10	CAPSCREW 3/8 NC x 1 1/4 LG.	2
14	6-6201-06	HEX NUT 3/8 NC	2
15	2-1148	CLAMP WELDMENT	1



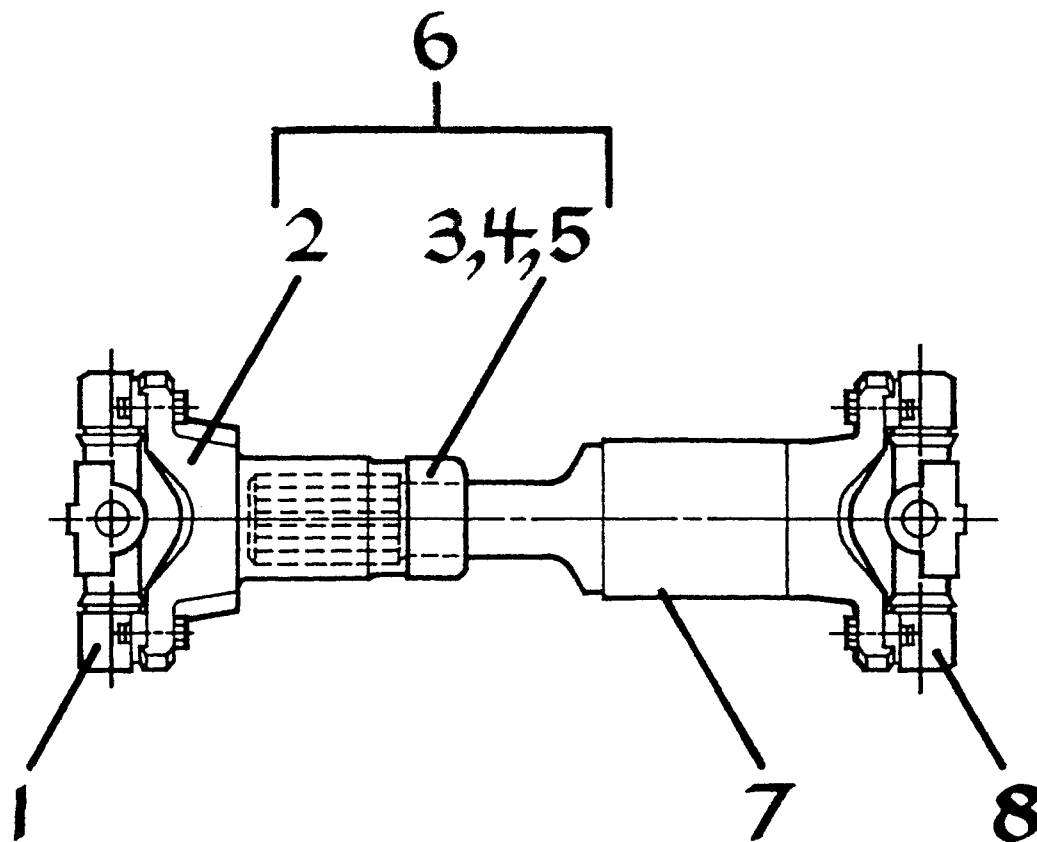
ITEM	NUMBER	DESCRIPTION	REQD
1	7-135-01	AIR CLEANER ASSEMBLY	1
2	7-135-03	HOOD	1
3	7-135-10	CUP ASSEMBLY	REF
4	7-135-09	BAFFLE ASSEMBLY	REF
5	7-135-07	ELEMENT ASSEMBLY	REF
6	7-135-08	CLAMP ASSEMBLY / BODY	REF
7	7-135-02	MOUNTING BAND	2
8	7-135-11	THUMB SCREW	REF
9	7-135-05	RUBBER ELBOW 3 ID x 90	1
10	3-1214	ADAPTOR TUBE	1
11	7-158-71	STRAIGHT HUMP HOSE 2 1/2 ID x 6	1
12	6-6252-13	CLAMP / WORM	2
13	6-6252-12	CLAMP / WORM	3
14	4-1216	AIR INLET	1
15	6-5205-06	CAPSCREW 5/16 NC x 3/4 LG.	4
16	6-6211-05	LOCKWASHER 5/16	4
17	6-5206-10	CAPSCREW 3/8 NC x 1 1/4 LG.	REF
18	6-6211-06	LOCKWASHER 3/8	REF



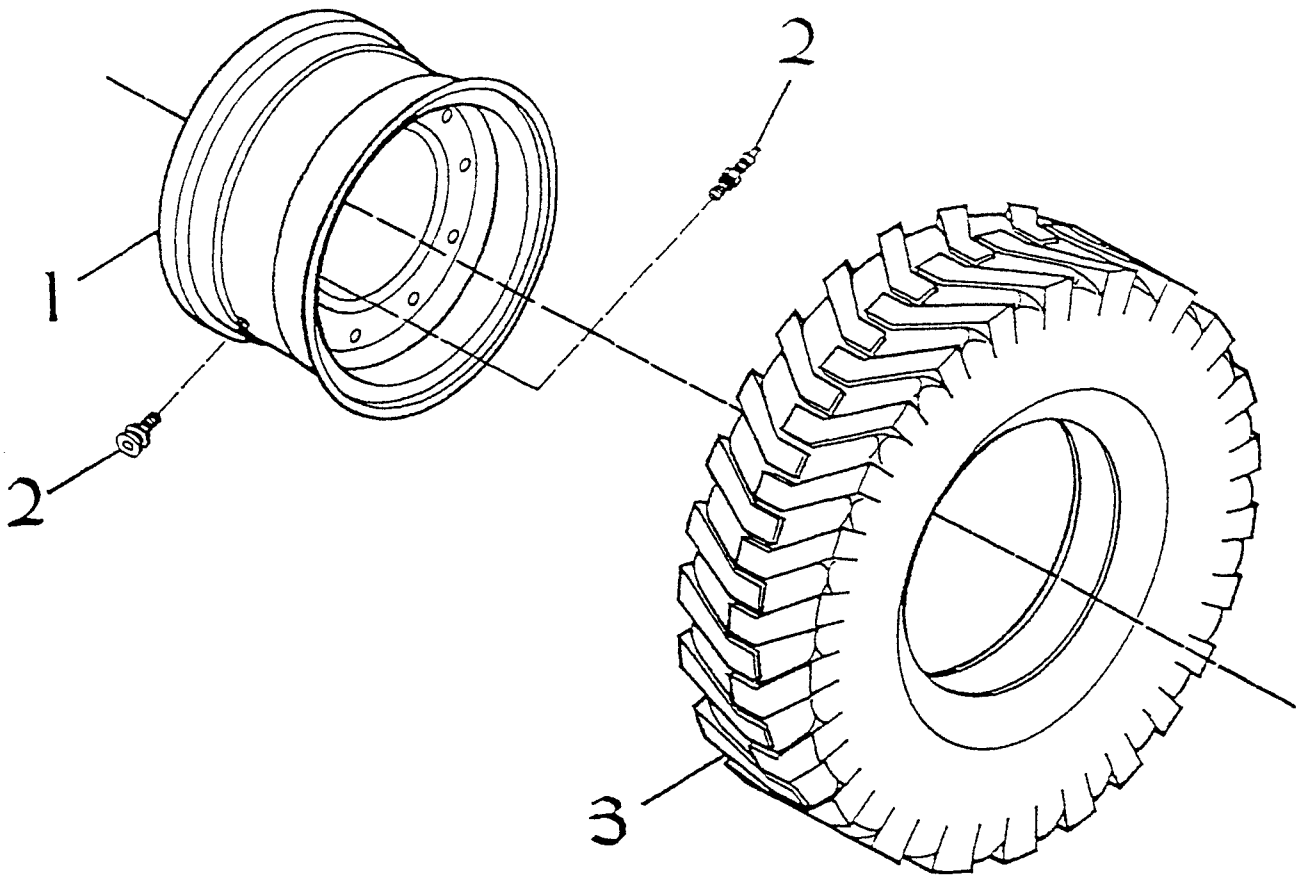
ITEM	NUMBER	DESCRIPTION	REQD
1	3-1253	DRIVE FLANGE / ENGINE SIDE	1
2	7-190-03	FLEXIBLE COUPLING	2
3	4-1475-3	DRIVE FLANGE	2
4	3-1277	DRIVE SHAFT / PUMP	1
5	6-5608-18	CAPSCREW SH 1/2 NC x 2 1/4 LG.	8
6	6-5208-20	CAPSCREW 1/2 NC x 2 1/2 LG.	8
7	6-6211-08	LOCKWASHER 1/2	16
8	6-6280-05	KEY 5/16 SQ.x 1 1/2 LG.	2
9	6-6275-04	SETSCREW 3/8 NC x 3/4 LG.	4
10	7-183-16	SCREW (4)	REF



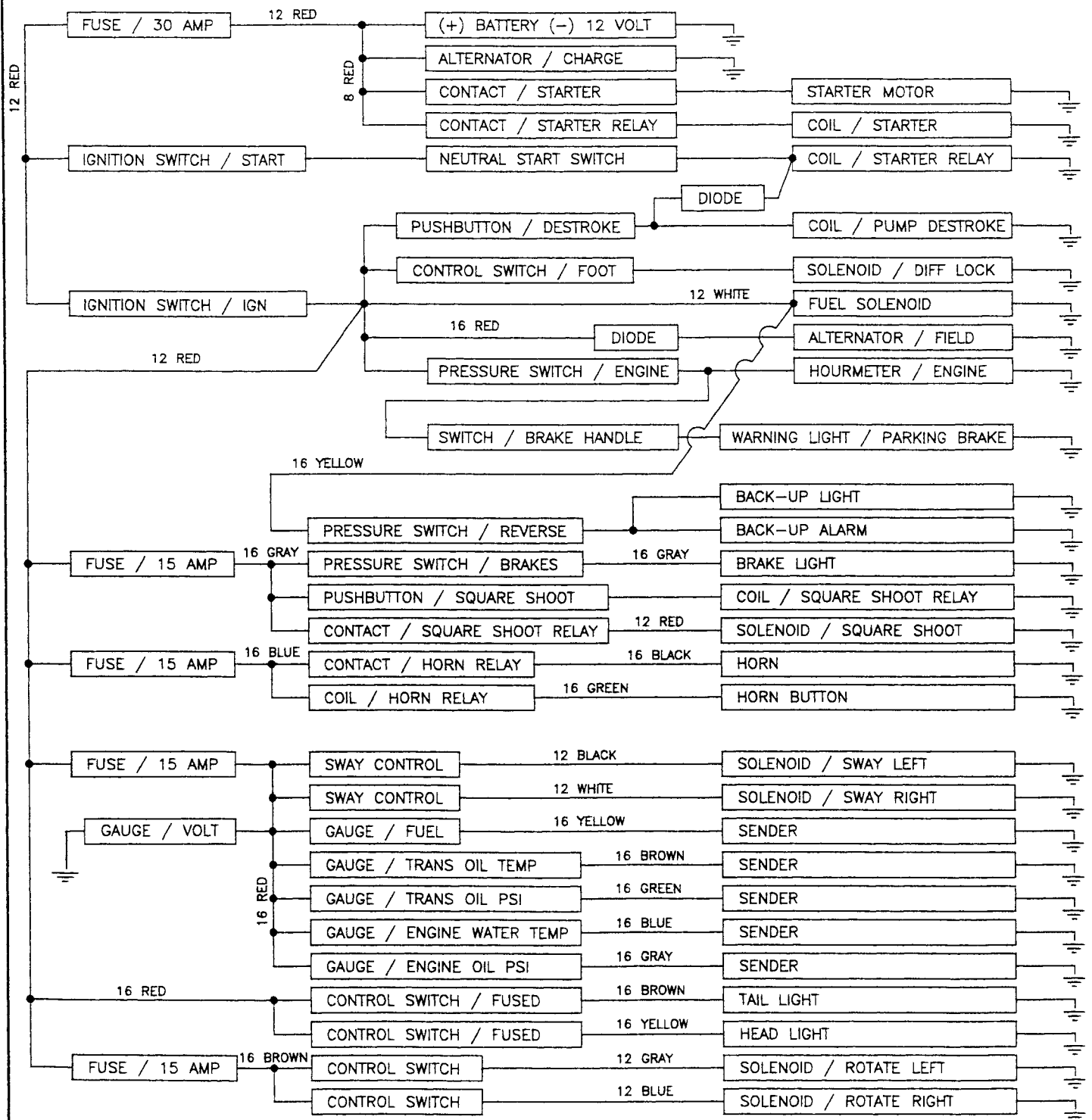
ITEM	NUMBER	DESCRIPTION	REQD
1	7-196-02	CROSS & BEARING ASSEMBLY	1
2	7-196-06	SLIP YOKE	1
3	7-196-07	RETAINING CAP	1
4	7-196-08	RETAINING WASHER	1
5	7-196-09	FELT WASHER	1
6	7-196-05	SLIP YOKE ASSEMBLY	1
7	7-196-32	TUBE WELDMENT	1
8	7-196-02	CROSS & BEARING ASSEMBLY	1
9	7-196-31	DRIVESHAFT ASSY (ITEMS 1 THRU 8)	REF

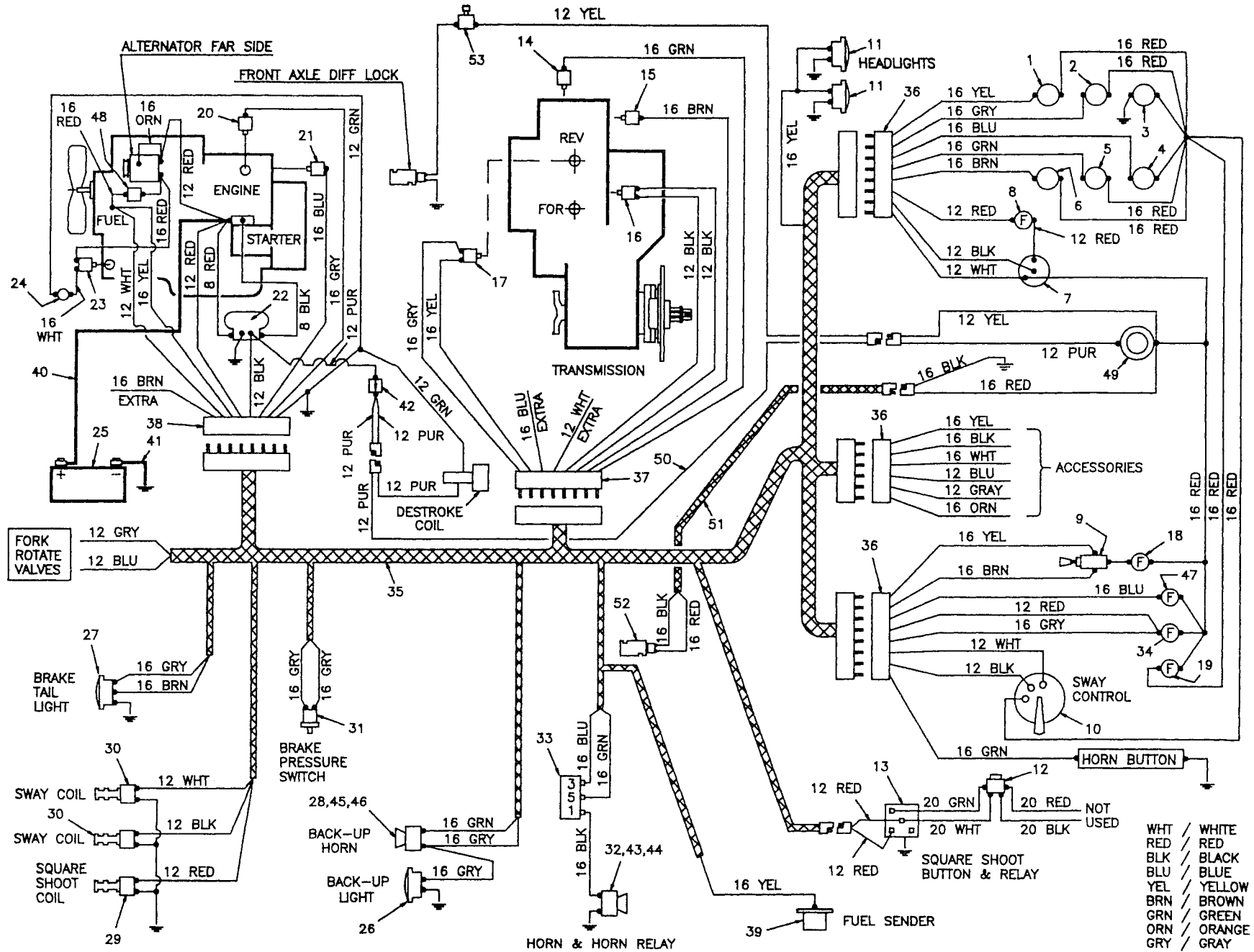


ITEM	NUMBER	DESCRIPTION	REQD
1	7-196-02	CROSS & BEARING ASSEMBLY	1
2	7-196-06	SLIP YOKE	1
3	7-196-07	RETAINING CAP	1
4	7-196-08	RETAINING WASHER	1
5	7-196-09	FELT WASHER	1
6	7-196-05	SLIP YOKE ASSEMBLY	1
7	7-196-26	TUBE WELDMENT	1
8	7-196-02	CROSS & BEARING ASSEMBLY	1
9	7-196-22	DRIVESHAFT ASSY (ITEMS 1 THRU 8)	REF

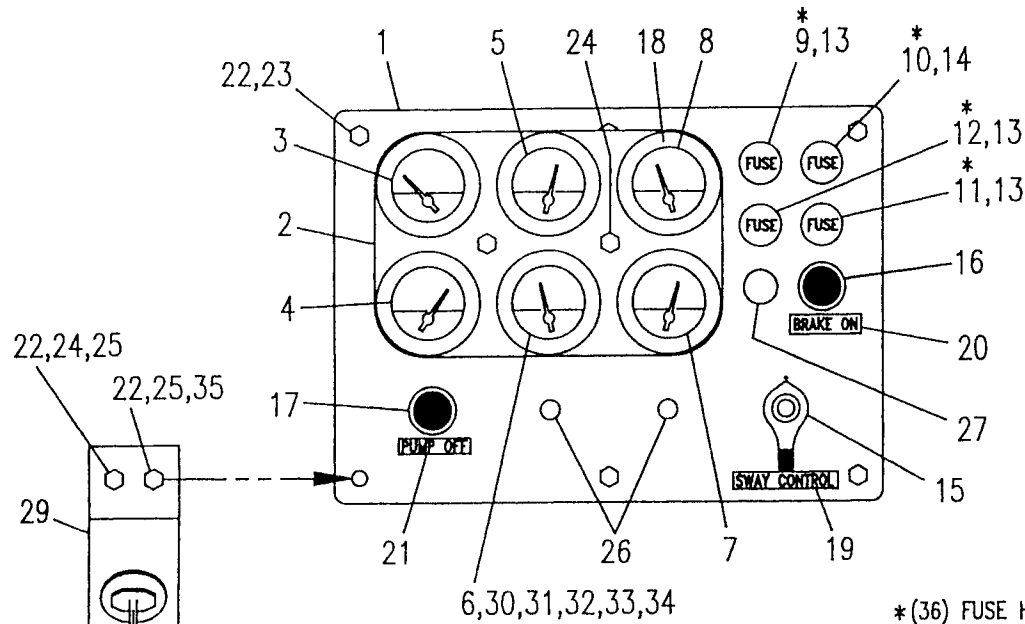


ITEM	NUMBER	DESCRIPTION	REQD
1	7-320-01	WHEEL	1
2	7-286-01	VALVE STEM / AIR-CHLORIDE-FOAM	1
3	7-150-01	TIRE 13.00 x 24	1

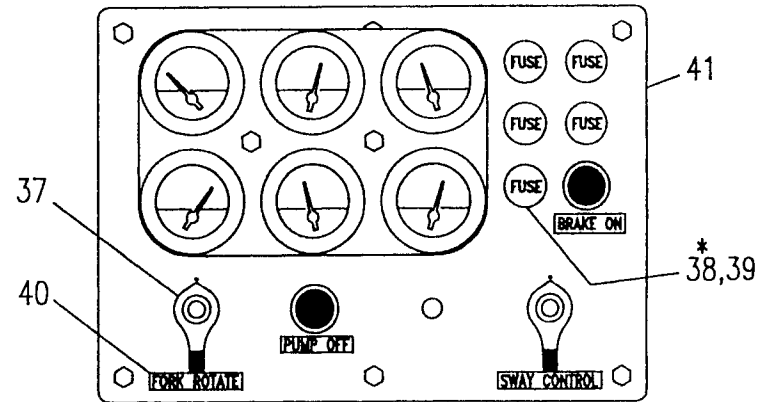




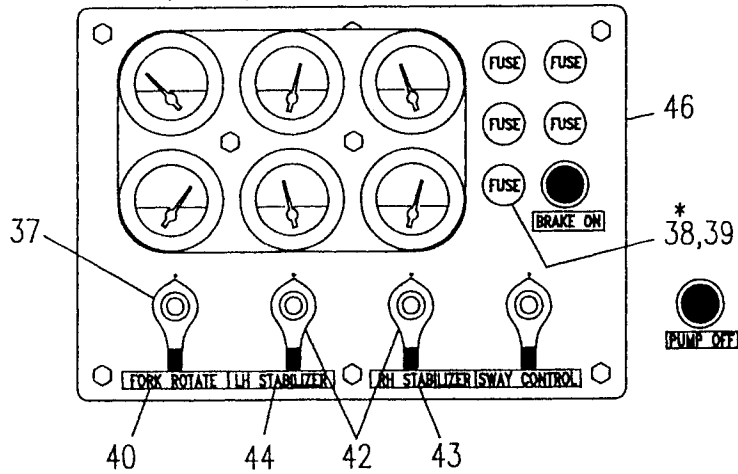
ITEM	NUMBER	DESCRIPTION	REQD
1	7-172-02	GAGE / FUEL	REF
2	7-172-04	GAGE / ENGINE OIL PRESSURE	REF
3	7-172-10	GAGE / VOLTMETER	REF
4	7-172-08	GAGE / ENGINE WATER TEMP.	REF
5	7-172-11	GAGE / TRANSMISSION OIL PRESSURE	REF
6	7-172-06	GAGE / TRANSMISSION OIL TEMP.	REF
7	7-127-02	SWITCH / IGNITION / KEY	REF
8	7-268-01	FUSE HOLDER / MAIN / IGNITION	REF
9	7-319-02	SWITCH / HEADLIGHTS	REF
10	7-127-04	SWITCH / SWAY CONTROL	REF
11	7-136-01	HEADLIGHT	REF
12	7-200-07	SWITCH / SQUARE SHOOT	REF
13	7-206-07	RELAY / SQUARE SHOOT	1
14	7-172-16	SENDER / TRANS OIL PRESSURE	1
15	7-172-07	SENDER / TRANS OIL TEMP.	1
16	7-126-96	SWITCH / NEUTRAL START	REF
17	7-303-01	PRESSURE SWITCH / REV.	1
18	7-268-01	FUSE HOLDER / OPTIONAL / ROTATE	REF
19	7-268-01	FUSE HOLDER / GAGES / SWAY	REF
20	7-172-05	SENDER / ENGINE OIL PRESSURE	1
21	7-172-09	SENDER / ENGINE WATER TEMP.	1
22	7-183-18	RELAY / STARTER	REF
23	7-231-02	PRESSURE SWITCH / HOURMETER	1
24	7-172-01	HOURMETER	1
25	7-251-01	BATTERY / 12 VOLT	1
26	7-136-02	LIGHT / BACK-UP	REF
27	7-136-03	LIGHT / TAIL-BRAKE	REF
28	7-213-01	BACK-UP ALARM	1
29	7-244-12	COIL / SQUARE SHOOT	REF
30	7-244-12	COIL / SWAY CONTROL	REF
31	7-206-03	PRESSURE SWITCH / BRAKE LIGHT	REF
32	7-228-01	HORN	1
33	7-206-04	RELAY / HORN	1
34	7-268-01	FUSE HOLDER / SQ.SHOOT / BRAKE	REF
35	4-1135	HARNESS / MAIN POWER / VALVE	1
36	4-1134	HARNESS / INSTRUMENT PANEL	1
37	3-1070	HARNESS / TRANSMISSION	1
38	4-1106	HARNESS / ENGINE	1
39	7-172-03	SENDER / FUEL	1
40	6-7801-180B	BATTERY CABLE / RED	1
41	6-7802-88B	BATTERY CABLE / BLACK	1
42	7-281-01	DIODE / PUMP DESTROKE	1
43	6-5204-04	CAPSCREW 1/4 NC x 1/2 LG.	1
44	6-6211-04	LOCKWASHER 1/4	1
45	6-5206-04	CAPSCREW 3/8 NC x 1/2 LG.	2
46	6-6211-06	LOCKWASHER 3/8	2
47	7-268-01	FUSE HOLDER / HORN	REF
48	7-281-01	DIODE / ALTERNATOR	1
49	7-319-03	PUSHBUTTON / PUMP DESTROKE	REF
50	2-1122	HARNESS / PUMP DESTROKE	1
51	1-1123	HARNESS / CONTROLLER RELIEF	1
52	7-244-50	VALVE / CONTROLLER RELIEF	REF
53	7-127-09	SWITCH / DIFF. LOCK	1



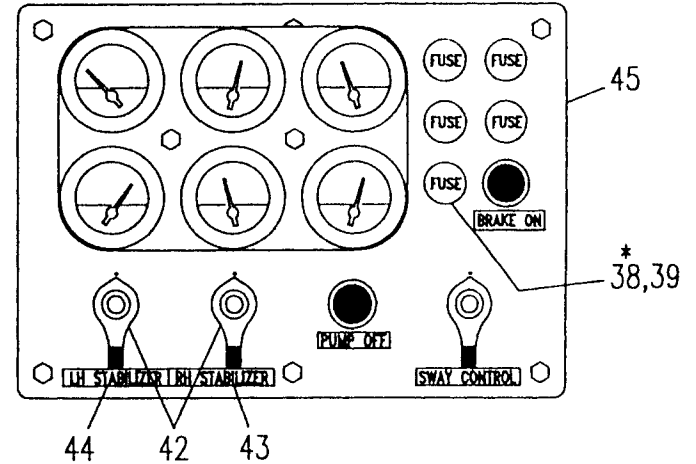
Option / Fork Rotate



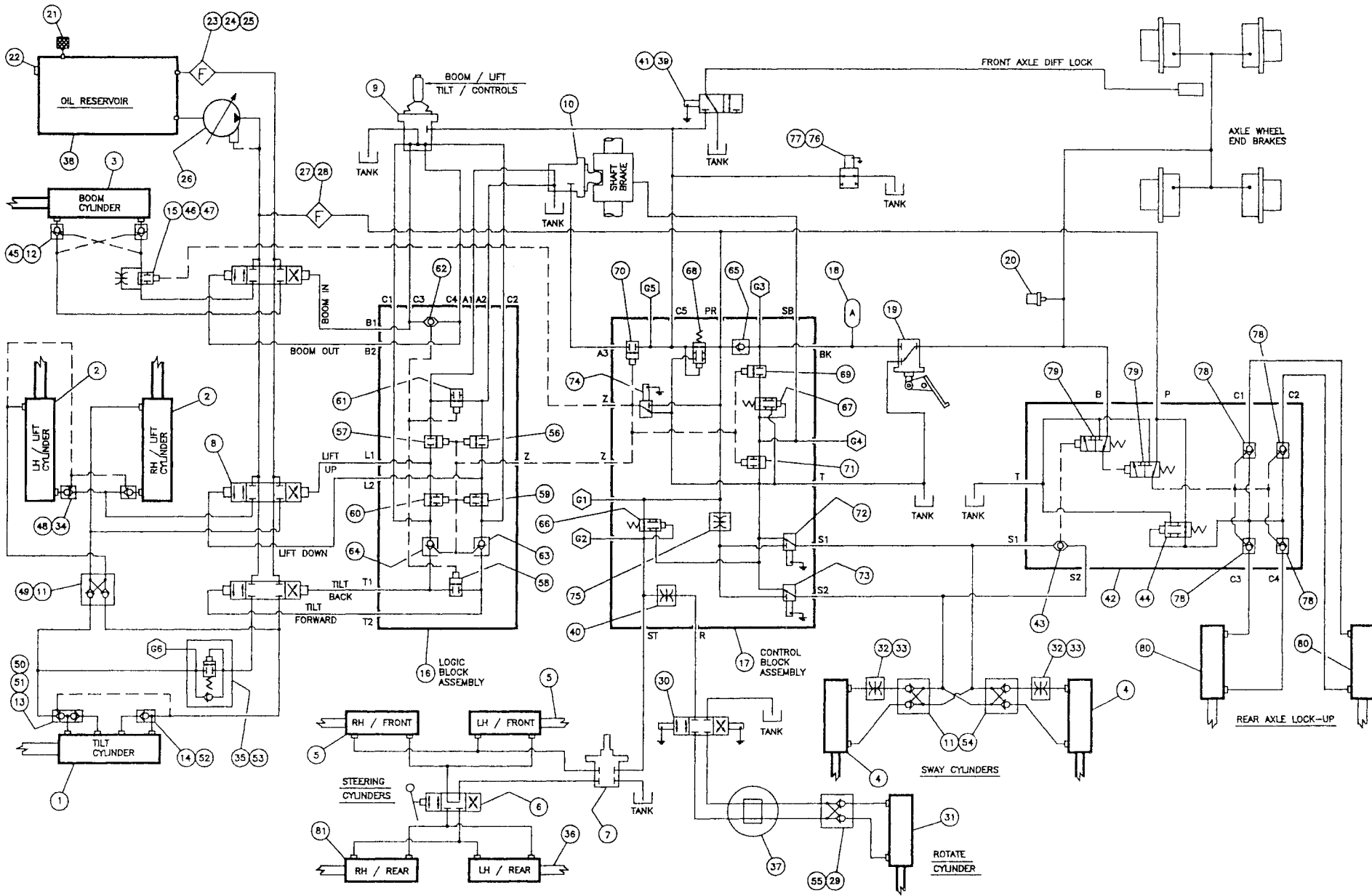
Option / Rotate & Stabilizers



Option / Stabilizers

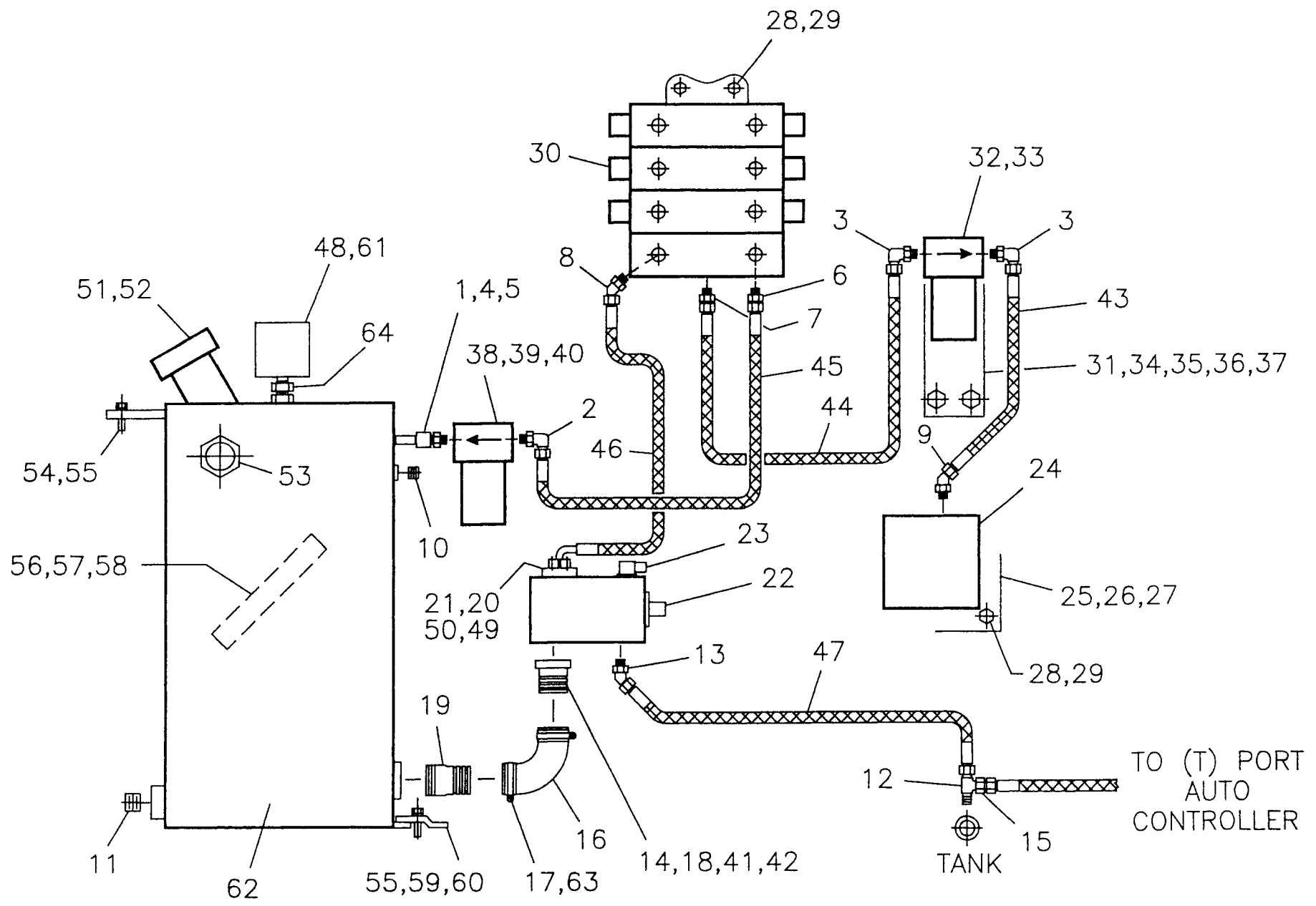


ITEM	NUMBER	DESCRIPTION	REQD
1	3-1226	INSTRUMENT PANEL	1
2	2-1062	GAGE COVER	1
3	7-172-02	GAGE / FUEL	1
4	7-172-04	GAGE / ENGINE OIL PRESSURE	1
5	7-172-06	GAGE / TRANS. OIL TEMP.	1
6	7-172-08	GAGE / ENGINE WATER TEMP.	1
7	7-172-10	GAGE / VOLTMETER	1
8	7-172-11	GAGE / TRANS. OIL PRESSURE	1
9	7-268-01	HOLDER / JOYSTICK RELAY/BRK.LIGHT	1
10	7-268-01	HOLDER / MAIN POWER / IGNITION	1
11	7-268-01	HOLDER / HORN	1
12	7-268-01	HOLDER / GAGES / SWAY	1
13	7-117-01	FUSE / 15 AMP.	3
14	7-117-02	FUSE / 30 AMP.	1
15	7-127-04	SWITCH / SWAY CONTROL	1
16	7-127-05	LIGHT / WARNING	1
17	7-319-03	SWITCH / PUSHBUTTON	1
18	1-2006	SEAL RING / GAGE	6
19	3-1228-1	DECAL / SWAY CONTROL	1
20	3-1228-2	DECAL / BRAKE-ON	1
21	3-1228-3	DECAL / PUMP-OFF	1
22	6-6211-04	LOCKWASHER 1/4	7
23	6-5204-04	CAPSCREW 1/4 NC x 1/2 LG.	5
24	6-5204-06	CAPSCREW 1/4 NC x 3/4 LG.	3
25	6-6201-04	NUT 1/4 NC	2
26	7-194-13	PLUG BUTTON 3/8	2
27	7-194-29	PLUG BUTTON 5/8	1
28	7-127-02	SWITCH / IGNITION KEY	1
29	2-1120	MOUNT / KEY SWITCH	1
30	1-1088	MOUNT	1
31	7-269-60	PLASTIC CLAMP	1
32	6-6284-07	MACHINE SCREW #10-32 x 1/2 LG.	2
33	6-6286-06	HEX NUT #10-32	2
34	6-6286-02	HEX NUT #8-32 SS	2
35	6-5204-08	CAPSCREW 1/4 NC x 1 LG.	1
36	1-2031	FUSE HOLDER w/PLUG (UNIVERSAL)	REF
37	7-127-04	SWITCH / FORK ROTATE	REF
38	7-268-01	HOLDER / OPTION	REF
39	7-117-01	FUSE / 15 AMP	REF
40	3-1228-4	DECAL / FORK ROTATE	REF
41	3-1227-1	PANEL / OPTION-ROTATE	REF
42	7-127-04	SWITCH / STABILIZER	REF
43	3-1228-6	DECAL / RH STABILIZER	REF
44	3-1228-5	DECAL / LH STABILIZER	REF
45	3-1227-2	PANEL / OPTION-STABILIZERS	REF
46	3-1227-3	PANEL / ROTATE-STABILIZERS	REF



ITEM	NUMBER	DESCRIPTION	REQD
1	7-316-182	CYLINDER / TILT	REF
2	7-316-181	CYLINDER / LIFT	REF
3	7-316-183	CYLINDER / BOOM	REF
4	7-316-01	CYLINDER / SWAY	REF
5	7-229-262	CYLINDER / STEERING / LHF & RHF	REF
6	7-217-01	STEERING SELECTOR	1
7	7-331-01	STEERING ORBITRAL	1
8	7-200-80	VALVE ASSEMBLY / 3 SECTION	1
9	7-200-81	CONTROLLER / 4-WAY	1
10	7-200-82	CONTROLLER / AUTO (1)	REF
11	7-234-04	VALVE / DUAL CHECK	3
12	7-234-03	VALVE / MOTION / BOOM	2
13	7-234-01	VALVE / MOTION / HEAD TILT	1
14	7-234-02	VALVE / MOTION / BASE TILT	1
15	7-234-09	VALVE / BOOM BY-PASS	1
16	7-234-07	LOGIC BLOCK ASSEMBLY	1
17	7-234-75	CONTROL BLOCK ASSEMBLY	1
18	7-256-25	ACCUMULATOR / BRAKE	1
19	7-198-01	ACTUATOR / BRAKE	1
20	7-206-03	PRESSURE SWITCH / BRAKE LIGHT	REF
21	7-253-02	BREATHER / 5 PSI / OIL RESERVOIR	REF
22	7-161-01	SIGHT GAGE / OIL RESERVOIR	REF
23	7-256-23	FILTER / RETURN	1
24	7-256-03	GAGE / RETURN FILTER	1
25	7-256-05	ELEMENT / RETURN FILTER	REF
26	7-321-73	PUMP ASSEMBLY	1
27	7-256-16	FILTER / PRESSURE	REF
28	7-256-04	ELEMENT / PRESSURE FILTER	REF
29	7-234-35	VALVE / DUAL CHECK	REF
30	7-244-31	VALVE / ELECTRIC 4-WAY / ROTATE	REF
31	7-316-05	CYLINDER / ROTATE / 3.00 BORE	REF
32	1-1092	RESTRICTOR FITTING	REF
33	1-1093-2	RESTRICTOR PLUG (.060)	REF
34	7-234-54	VALVE / MOTION / LIFT	2
35	7-234-50	VALVE / TILT LIMITER	1
36	7-229-307	CYLINDER / STEERING / LHR	REF
37	7-292-01	HOSE REEL / RH / ROTATE	REF
38	4-1520	OIL RESERVOIR	REF
39	7-244-52	VALVE / DIFF. LOCK	1
40	7-234-37	CARTRIDGE / NEEDLE	REF
41	7-244-33	SOLENOID VALVE ASSEMBLY	REF
42	7-234-76	BLOCK ASSEMBLY / REAR LOCK-UP	1
43	7-234-79	CARTRIDGE / SHUTTLE	REF
44	7-234-64	CARTRIDGE / REDUCING-RELIEVING	REF
45	7-234-22	CARTRIDGE / COUNTERBALANCE	REF
46	7-234-11	CARTRIDGE / NORMALLY OPEN	REF
47	7-234-17	CARTRIDGE / NEEDLE	REF
48	7-234-53	CARTRIDGE / COUNTERBALANCE	REF
49	7-234-18	CARTRIDGE / PILOT CHECK	REF
50	7-234-19	CARTRIDGE / COUNTERBALANCE	REF
51	7-234-16	CARTRIDGE / CHECK	REF
52	7-234-16	CARTRIDGE / CHECK	REF
53	7-234-19	CARTRIDGE / COUNTERBALANCE	REF
54	7-234-18	CARTRIDGE / PILOT CHECK	REF

ITEM	NUMBER	DESCRIPTION	REQD
55	7-234-18	CARTRIDGE / PILOT CHECK	REF
56	7-234-10	CARTRIDGE / NORMALLY CLOSED	REF
57	7-234-10	CARTRIDGE / NORMALLY CLOSED	REF
58	7-234-10	CARTRIDGE / NORMALLY CLOSED	REF
59	7-234-11	CARTRIDGE / NORMALLY OPEN	REF
60	7-234-11	CARTRIDGE / NORMALLY OPEN	REF
61	7-234-11	CARTRIDGE / NORMALLY OPEN	REF
62	7-234-12	CARTRIDGE / SHUTTLE	REF
63	7-234-18	CARTRIDGE / PILOT CHECK	REF
64	7-234-18	CARTRIDGE / PILOT CHECK	REF
65	7-234-16	CARTRIDGE / CHECK	REF
66	7-234-15	CARTRIDGE / REDUCING	REF
67	7-234-28	CARTRIDGE / RED-RELIEVING	REF
68	7-234-13	CARTRIDGE / RED-RELIEVING	REF
69	7-234-10	CARTRIDGE / NORMALLY CLOSED	REF
70	7-234-10	CARTRIDGE / NORMALLY CLOSED	REF
71	7-234-11	CARTRIDGE / NORMALLY OPEN	REF
72	7-244-14	SOLENOID VALVE ASSEMBLY	REF
73	7-244-14	SOLENOID VALVE ASSEMBLY	REF
74	7-244-14	SOLENOID VALVE ASSEMBLY	REF
75	7-234-17	CARTRIDGE / NEEDLE	REF
76	7-244-50	VALVE / CONTROLLER RELIEF	1
77	7-244-08	CARTRIDGE / NORMALLY OPEN	REF
78	7-234-62	CARTRIDGE / PILOT CHECK	REF
79	7-304-03	CARTRIDGE / MODULAR CONTROL	REF
80	7-316-01	CYLINDER / REAR LOCK-UP	REF
81	7-229-308	CYLINDER / STEERING / RHR	REF



TO (T) PORT
AUTO
CONTROLLER

TANK

ITEM	NUMBER	DESCRIPTION	REQD
1	6-6436-01	FITTING / 20 NPT x 20 OR STR	1
2	6-6453-25	FITTING / 20 OR x 16 JIC 90	1
3	6-6453-24	FITTING / 16 OR x 10 JIC 90	2
4	6-6402-14	FITTING / 20 NPT COUPLING	1
5	6-6416-16	FITTING / 20 NPT x 8 LG. NIPPLE	1
6	6-6450-27	FITTING / 16 OR x 16 JIC STR	1
7	6-6450-14	FITTING / 12 OR x 08 JIC STR	1
8	6-6452-08	FITTING / 12 OR x 12 JIC 45	1
9	6-6452-04	FITTING / 08 OR x 08 JIC 45	1
10	6-6408-06	FITTING / 12 NPT FLUSH PLUG	1
11	6-6408-07	FITTING / 16 NPT FLUSH PLUG	1
12	6-6432-15	FITTING / 08 NPT x 08 JIC RN-TEE	1
13	6-6452-04	FITTING / 08 OR x 08 JIC 45	1
14	4-1421-1	FITTING / SUCTION	1
15	6-6495-01	FITTING / 08 x 04 JIC RED.- EXP.	REF
16	2-1121	SUCTION ELBOW / 2 1/4 ID x 90	1
17	7-272-06	T-HOSE CLAMP	2
18	7-209-66	O-RING / SUCTION FITTING	1
19	4-1421-2	TANK NIPPLE / 2 NPT x 4 3/8	1
20	7-158-36	SPLIT FLANGE HALF	2
21	7-209-67	O-RING / PRESSURE SIDE	1
22	7-321-73	PUMP ASSEMBLY	REF
23	7-244-27	DIN CONNECTOR	1
24	7-234-75	CONTROL BLOCK ASSEMBLY	REF
25	3-1082-2	MOUNT / CONTROL BLOCK	1
26	6-5205-06	CAPSCREW 5/16 NC x 3/4 LG.	4
27	6-6211-05	LOCKWASHER 5/16	4
28	6-5206-06	CAPSCREW 3/8 NC x 3/4 LG.	7
29	6-6211-06	LOCKWASHER 3/8	7
30	7-200-80	VALVE ASSEMBLY / 3 SECTION	REF
31	3-1208	MOUNT / PRESSURE FILTER	1
32	7-256-16	PRESSURE FILTER	1
33	7-256-04	ELEMENT / PRESSURE FILTER	REF
34	6-5206-08	CAPSCREW 3/8 NC x 1 LG.	3
35	6-6211-06	LOCKWASHER 3/8	5
36	6-5206-12	CAPSCREW 3/8 NC x 1 1/2 LG.	2
37	6-6201-06	HEX NUT 3/8 NC	2
38	7-256-23	FILTER / RETURN	REF
39	7-256-03	GAGE / RETURN FILTER	REF
40	7-256-05	ELEMENT / RETURN FILTER	REF
41	6-5208-16	CAPSCREW 1/2 NC x 2 LG.	4
42	6-6211-08	LOCKWASHER 1/2	4
43	6-7014-60	HOSE / 08 x 10 x 30 LG.	1
44	6-7014-88	HOSE / 08 x 10 x 44 LG.	1
45	6-7148-56	HOSE / 16 x 16 x 28 LG.	1
46	6-7156-70	HOSE / 12 x 16-90 SF x 35 LG.	1
47	6-7004-70	HOSE / 08 x 08 x 35 LG.	1
48	7-253-01	BREATHER / RESERVOIR / 3 PSI	1
49	6-5206-10	CAPSCREW 3/8 NC x 1 1/4 LG.	4
50	6-6211-06	LOCKWASHER 3/8	4
51	7-265-01	CAP / RESERVOIR	1
52	7-265-03	STRAINER / RESERVOIR CAP	1
53	7-161-01	SIGHT GAGE	1
54	6-5206-08	CAPSCREW 3/8 NC x 1 LG.	2

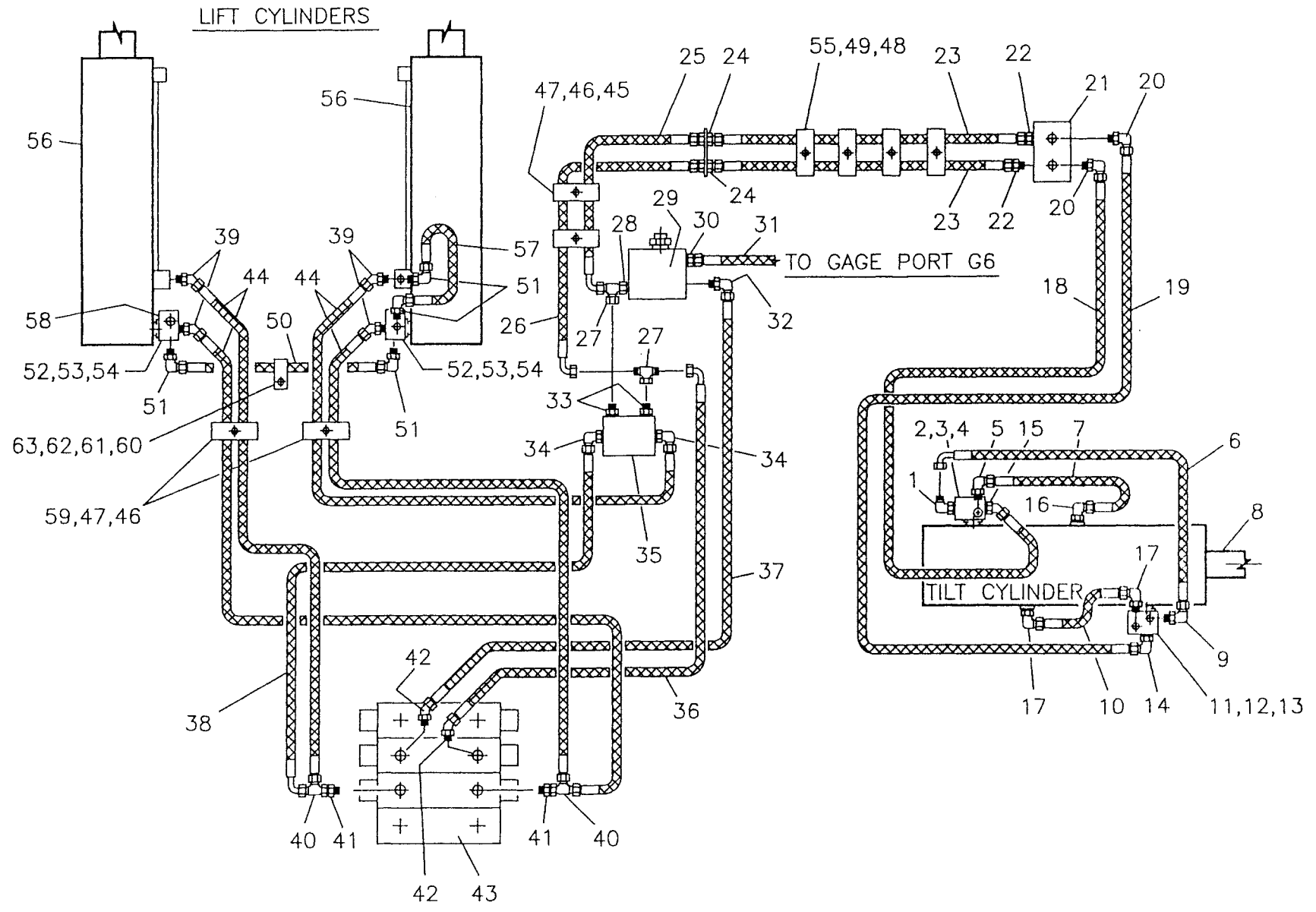
DRAWING
NUMBER

P4-1541

CIRCUIT / PUMP / OIL RESERVOIR
SS-842 SQUARE SHOOTER

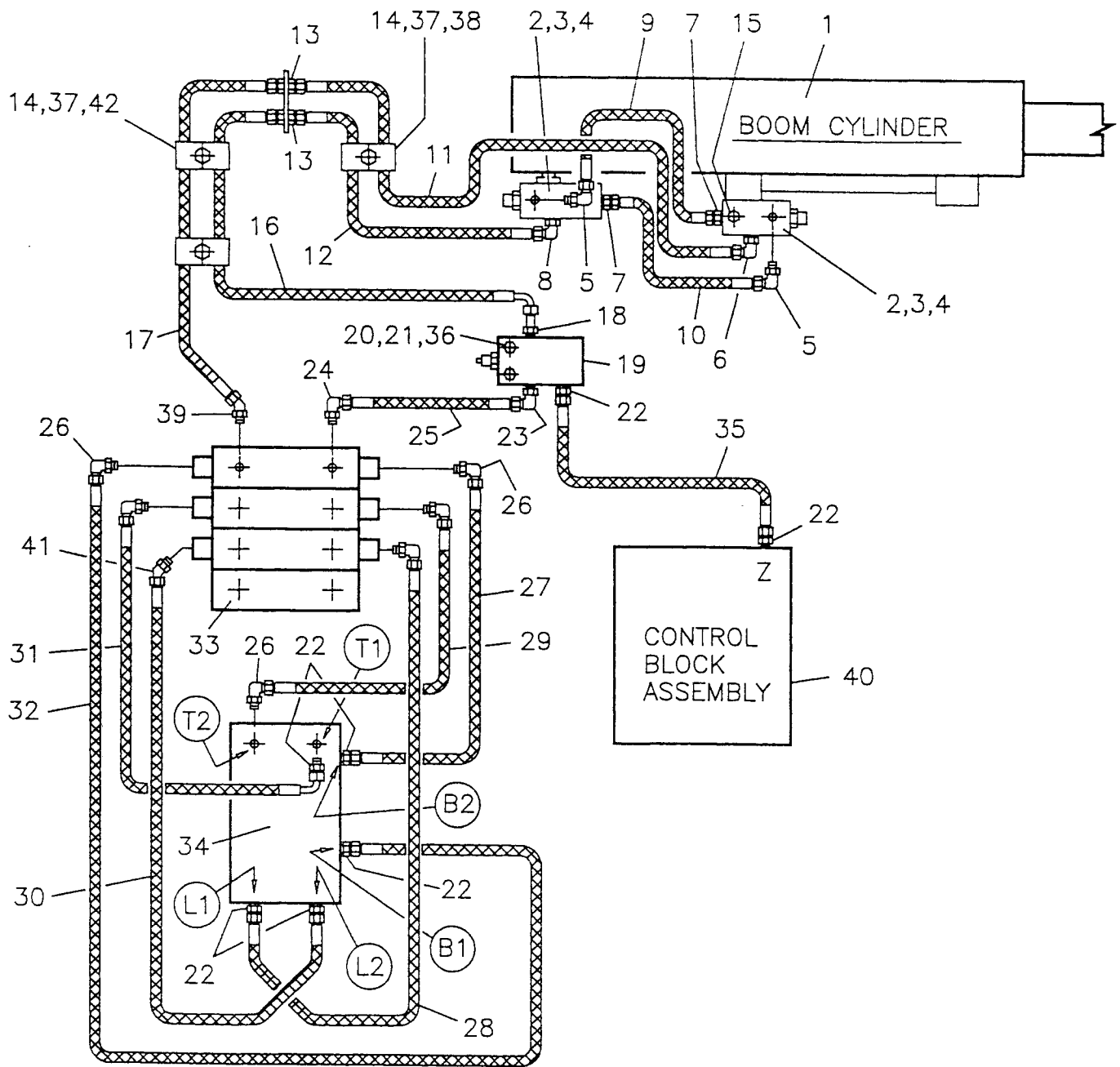
PAGE
NUMBER 28A

ITEM	NUMBER	DESCRIPTION	REQD
55	6-6211-06	LOCKWASHER 3/8	4
56	7-273-20	COVER PLATE 1/4 SINGLE HOSE (5)	REF
57	7-273-18	CLAMP HALF SET (5)	REF
58	6-5204-12	CAPSCREW 1/4 NC x 1 1/2 LG. (10)	REF
59	1-2016	CLAMP / RESERVOIR	2
60	6-5206-12	CAPSCREW 3/8 NC x 1 1/2 LG.	2
61	7-253-03	ELEMENT / BREATHER	REF
62	4-1520	OIL RESERVOIR	1
63	6-9616-10	HOSE PROTECTOR	2
64	6-6406-11	FITTING / NPT REDUCER 1 x 1/2	1

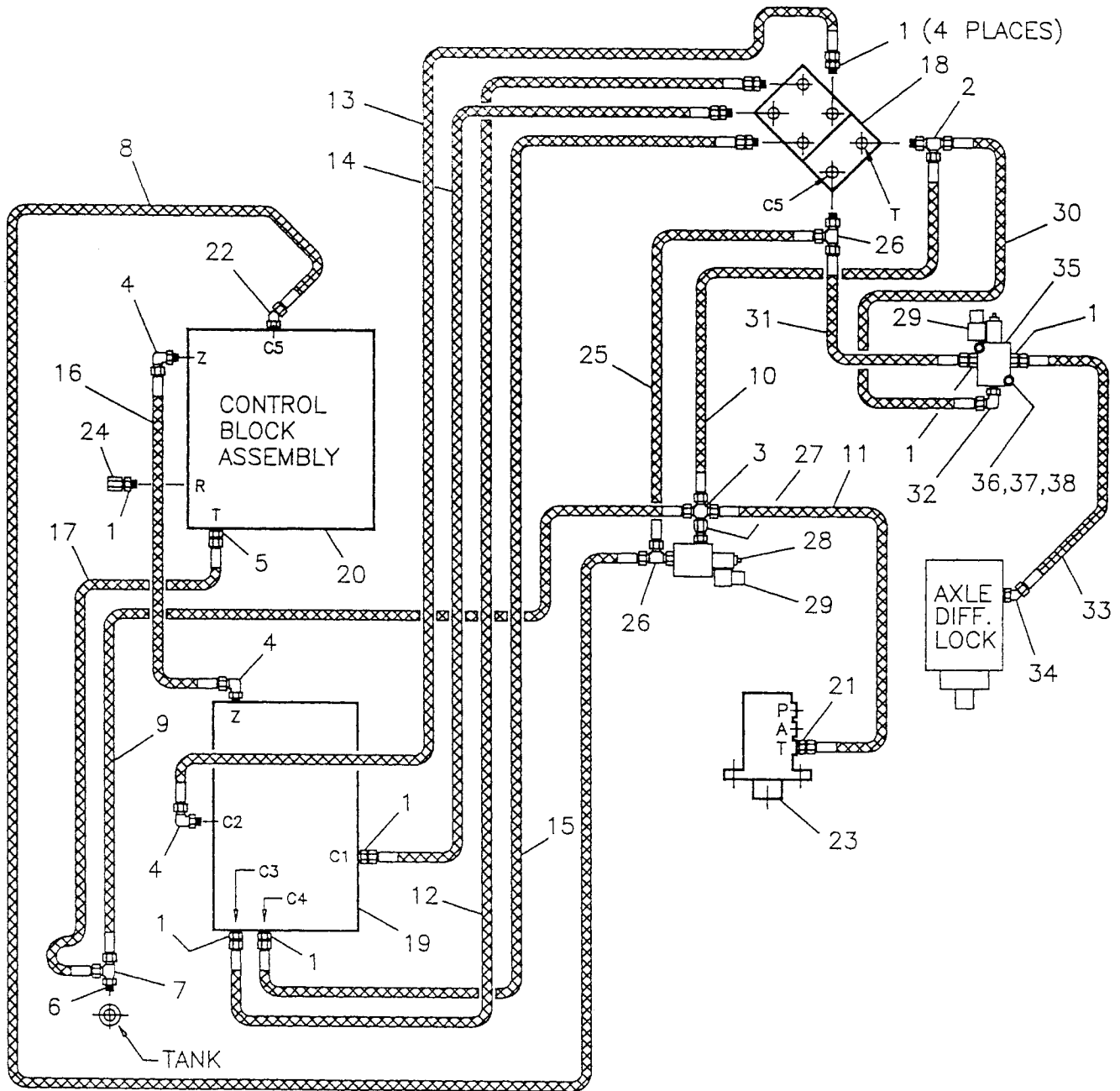


ITEM	NUMBER	DESCRIPTION	REQD
1	6-6453-04	FITTING / 06 OR x 04 JIC 90	1
2	7-234-02	VALVE / MOTION / BASE TILT	REF
3	6-5606-14	CAPSCREW SH 3/8 NC x 1 3/4 LG.	4
4	6-6214-06	LOCKWASHER 3/8 HI-COLLAR	4
5	6-6453-04	FITTING / 06 OR x 04 JIC 90	1
6	6-7022-60	HOSE / 04 x 04-90 x 30 LG.	1
7	6-7002-26	HOSE / 04 x 04 x 13 LG.	1
8	7-316-182	CYLINDER / TILT	REF
9	6-6453-04	FITTING / 06 OR x 04 JIC 90	1
10	6-7003-40	HOSE / 06 x 06 x 20 LG.	1
11	7-234-01	VALVE / MOTION / HEAD TILT	REF
12	6-5606-22	CAPSCREW SH 3/8 NC x 2 3/4 LG.	4
13	6-6214-06	LOCKWASHER 3/8 HI-COLLAR	4
14	6-6453-09	FITTING / 08 OR x 08 JIC 90	1
15	6-6452-04	FITTING / 08 OR x 08 JIC 45	1
16	6-6453-04	FITTING / 06 OR x 04 JIC 90	1
17	6-6453-06	FITTING / 06 OR x 06 JIC 90	2
18	6-7004-690	HOSE / 08 x 08 x 345 LG.	1
19	6-7004-690	HOSE / 08 x 08 x 345 LG.	1
20	6-6453-09	FITTING / 08 OR x 08 JIC 90	2
21	3-1244-1	MANIFOLD BLOCK	REF
22	6-6450-12	FITTING / 08 OR x 08 JIC STR	2
23	6-7014-294	HOSE / 08 x 10 x 147 LG.	2
24	6-6475-07	FITTING / 10 JIC BH-UNION STR	2
25	6-7025-136	HOSE / 10 x 10-90 x 68 LG.	1
26	6-7025-136	HOSE / 10 x 10-90 x 68 LG.	1
27	6-6480-07	FITTING / 10 JIC SW-BR-TEE	2
28	6-6485-03	FITTING / 10 OR x 10 JIC SW	1
29	7-234-50	VALVE / TILT LIMITER	REF
30	6-6450-05	FITTING / 06 OR x 04 JIC STR	REF
31	6-7022-28	HOSE / 04 x 04-90 x 14 LG.	REF
32	6-6453-12	FITTING / 10 OR x 10 JIC 90	1
33	6-6450-15	FITTING / 08 OR x 10 JIC STR	2
34	6-6453-11	FITTING / 08 OR x 10 JIC 90	2
35	7-234-04	VALVE / DUAL CHECK	REF
36	6-7025-32	HOSE / 10 x 10-90 x 16 LG.	1
37	6-7005-32	HOSE / 10 x 10 x 16 LG.	1
38	6-7025-36	HOSE / 10 x 10-90 x 18 LG.	1
39	6-6452-06	FITTING / 10 OR x 10 JIC 45	4
40	6-6481-07	FITTING / 10 JIC SW-RUN-TEE	2
41	6-6450-17	FITTING / 12 OR x 10 JIC STR	2
42	6-6452-17	FITTING / 12 OR x 10 JIC 45	2
43	7-200-80	VALVE ASSEMBLY / 3 SECTION	REF
44	6-7005-148	HOSE / 10 x 10 x 74 LG.	4
45	6-5205-30	CAPSCREW 5/16 NC x 3 3/4 LG.	REF
46	7-273-26	COVER PLATE / 5/8 HOSE CLAMP	2
47	7-273-32	CLAMP HALF SET / 5/8 TWIN HOSE	3
48	6-5205-14	CAPSCREW 5/16 NC x 1 3/4 LG.	4
49	7-273-26	COVER PLATE / 1/2 HOSE CLAMP	4
50	6-7002-100	HOSE / 04 x 04 x 50 LG.	1
51	6-6453-04	FITTING / 06 OR x 04 JIC 90	4
52	7-234-54	VALVE / MOTION / LIFT	REF
53	6-5606-22	CAPSCREW SH 3/8 NC x 2 3/4 LG.	8
54	6-6214-06	LOCKWASHER 3/8 HI-COLLAR	8

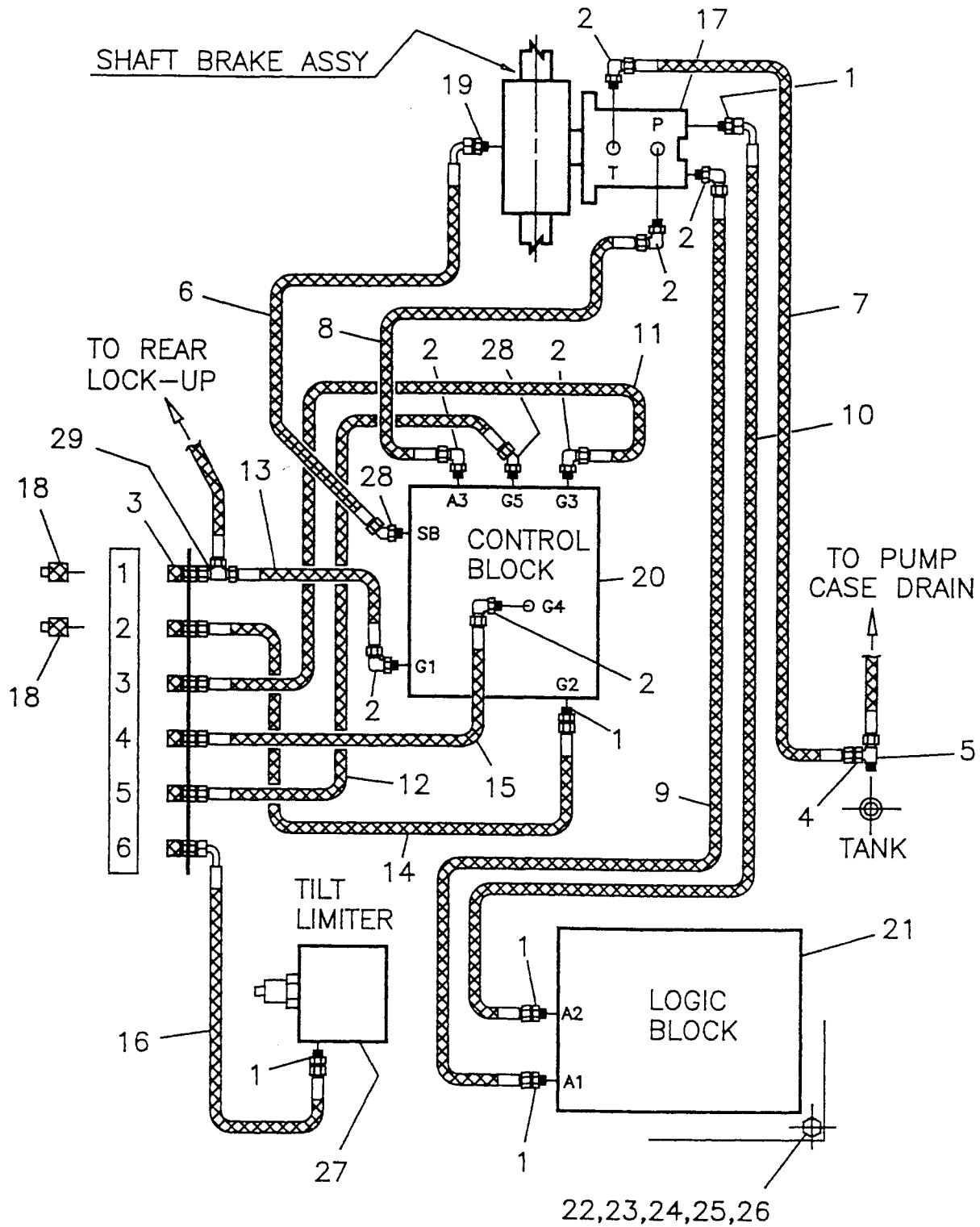
ITEM	NUMBER	DESCRIPTION	REQD
55	7-273-25	CLAMP HALF SET / 1/2 TWIN HOSE	4
56	7-316-181	CYLINDER / LIFT	REF
57	6-7002-17	HOSE / 04 x 04 x 8.5 LG.	1
58	6-6457-05	FITTING / 06 OR HEX HEAD PLUG	4
59	6-5205-16	CAPSCREW 5/16 NC x 2 LG.	2
60	1-1156	1/2 NPT SQ.HEAD PLUG (MODIFIED)	1
61	7-194-53	LOOP CLAMP 5/8	1
62	6-5204-06	CAPSCREW 1/4 NC x 3/4 LG.	1
63	6-6211-04	LOCKWASHER 1/4	1



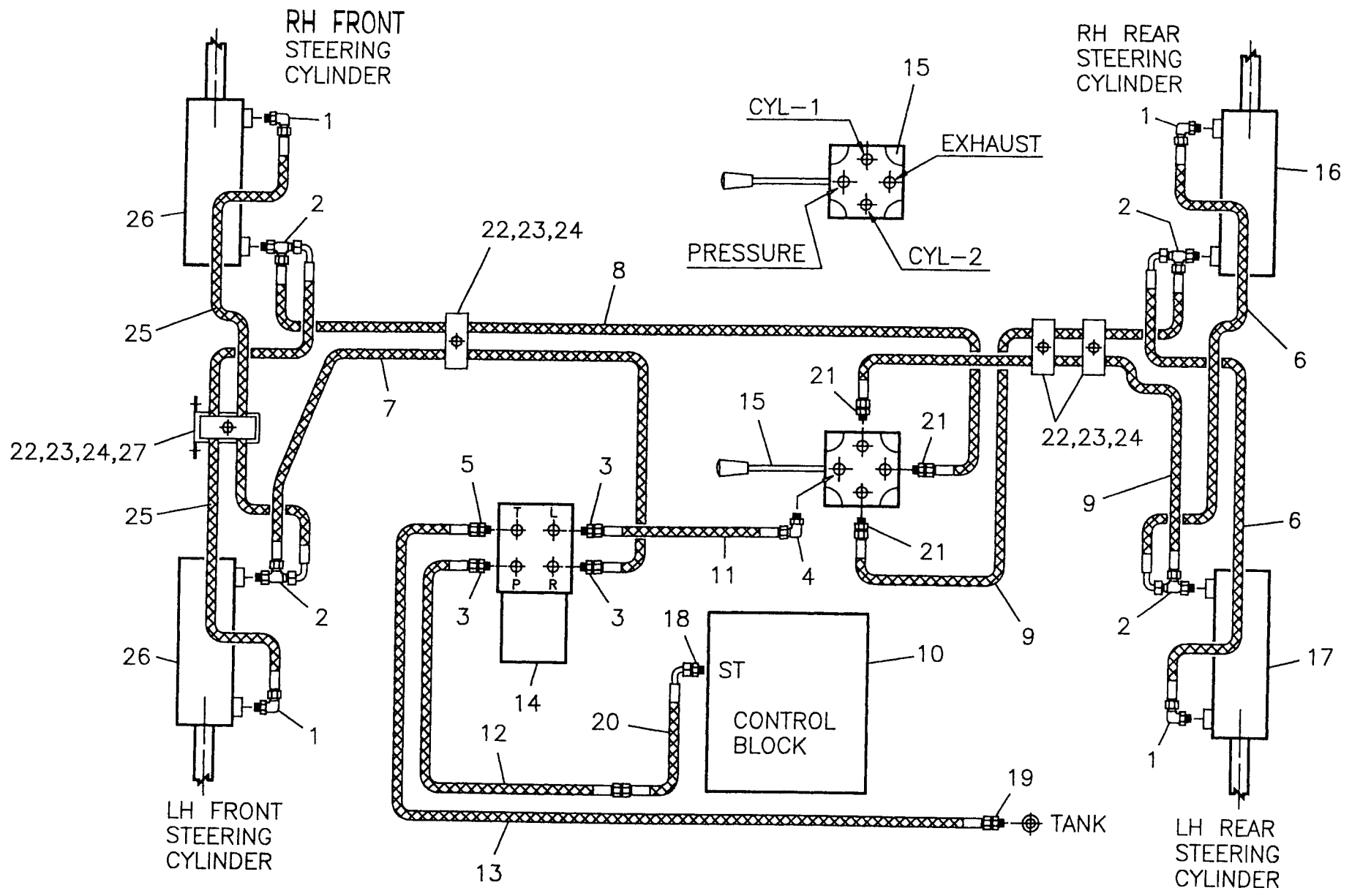
ITEM	NUMBER	DESCRIPTION	REQD
1	7-316-183	CYLINDER / BOOM	REF
2	7-234-03	VALVE / MOTION / BOOM	REF
3	6-5606-22	CAPSCREW SH 3/8 NC x 2 3/4 LG.	8
4	6-6214-06	LOCKWASHER 3/8 HI-COLLAR	8
5	6-6453-04	FITTING / 06 OR x 04 JIC 90	2
6	6-6453-12	FITTING / 10 OR x 10 JIC 90	1
7	6-6450-05	FITTING / 06 OR x 04 JIC STR	2
8	6-6453-12	FITTING / 10 OR x 10 JIC 90	1
9	6-7002-26	HOSE / 04 x 04 x 13 LG.	1
10	6-7002-26	HOSE / 04 x 04 x 13 LG.	1
11	6-7005-126	HOSE / 10 x 10 x 63 LG.	1
12	6-7005-96	HOSE / 10 x 10 x 48 LG.	1
13	6-6475-07	FITTING / 10 JIC BH UNION	2
14	7-273-32	CLAMP HALF SET / 5/8 TWIN HOSE	3
15	6-6457-05	FITTING / 06 OR HEX HD PLUG	2
16	6-7025-120	HOSE / 10 x 10-90 x 60 LG.	1
17	6-7005-154	HOSE / 10 x 10 x 77 LG.	1
18	6-6451-07	FITTING / 10 OR x 10 JIC LONG STR	1
19	7-234-09	VALVE / BOOM BY-PASS	REF
20	6-5204-14	CAPSCREW 1/4 NC x 1 3/4 LG.	2
21	6-6211-04	LOCKWASHER 1/4	2
22	6-6450-05	FITTING / 06 OR x 04 JIC STR	7
23	6-6453-12	FITTING / 10 OR X 10 JIC 90	1
24	6-6453-13	FITTING / 12 OR x 10 JIC 90	1
25	6-7005-23	HOSE / 10 x 10 x 11 1/2 LG.	1
26	6-6453-04	FITTING / 06 OR x 04 JIC 90	6
27	6-7002-62	HOSE / 04 x 04 x 31 LG.	1
28	6-7002-42	HOSE / 04 x 04 x 21 LG.	1
29	6-7002-17	HOSE / 04 x 04 x 8 1/2 LG.	1
30	6-7002-42	HOSE / 04 x 04 x 21 LG.	1
31	6-7022-44	HOSE / 04 x 04-90 x 22 LG.	1
32	6-7002-76	HOSE / 04 x 04 x 38	1
33	7-200-80	VALVE / 3 SECTION	REF
34	7-234-07	LOGIC BLOCK	REF
35	6-7002-42	HOSE / 04 x 04 x 21 LG.	1
36	6-6212-04	FLATWASHER 1/4	2
37	7-273-26	COVER PLATE / 5/8 HOSE CLAMP	3
38	6-5205-16	CAPSCREW 5/16 NC x 2 LG.	1
39	6-6452-17	FITTING / 12 OR x 10 JIC 45	1
40	7-234-75	CONTROL BLOCK	REF
41	6-6452-19	FITTING / 06 OR x 04 JIC 45	1
42	6-5205-30	CAPSCREW 5/16 NC x 3 3/4 LG.	2



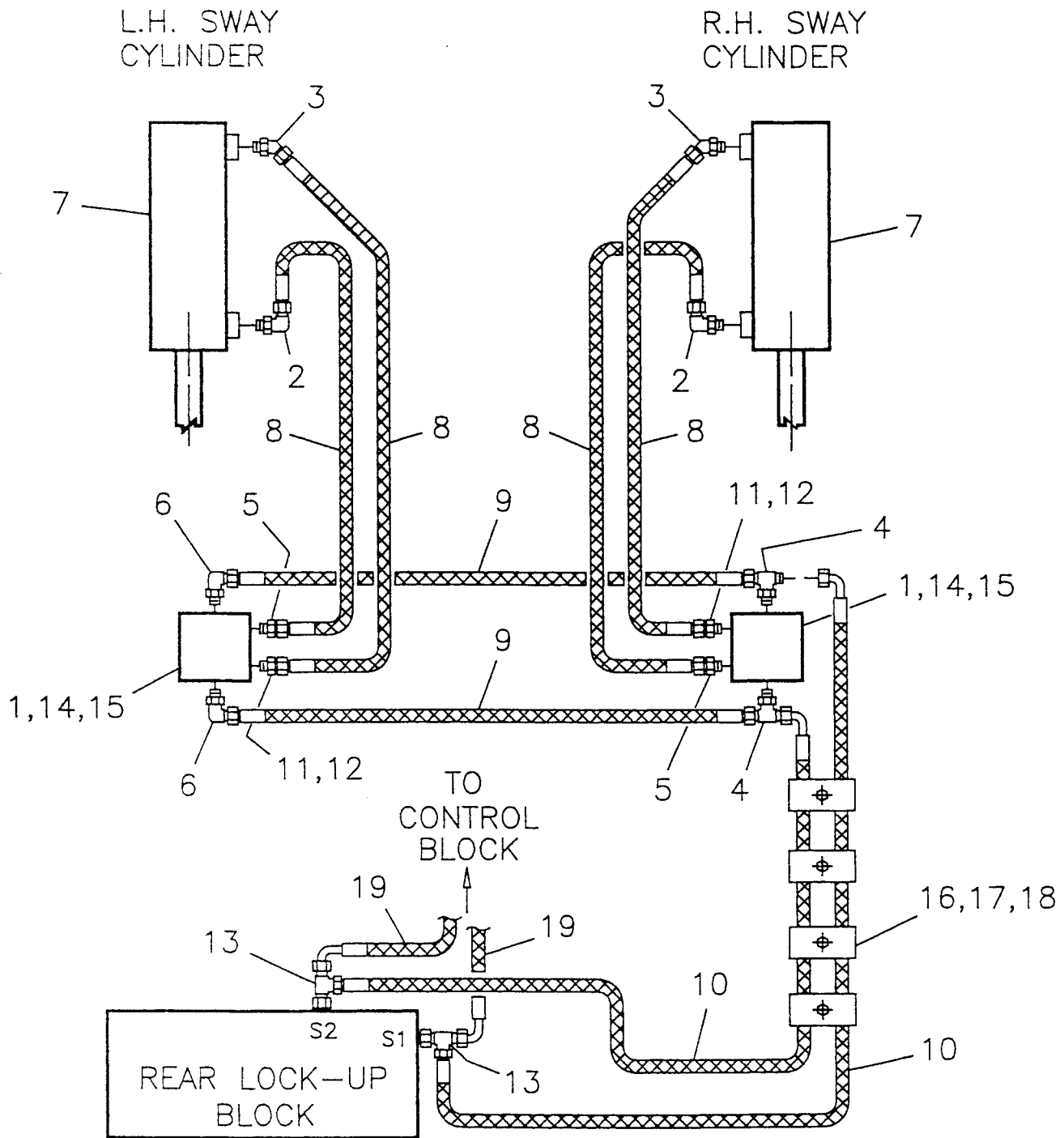
ITEM	NUMBER	DESCRIPTION	REQD
1	6-6450-05	FITTING / 06 OR x 04 JIC STR	10
2	6-6455-05	FITTING / 06 OR x 05 JIC RN-TEE	1
3	6-6483-05	FITTING / 06 JIC CROSS	1
4	6-6453-04	FITTING / 06 OR x 04 JIC 90	3
5	6-6450-08	FITTING / 06 OR x 05 JIC STR	1
6	6-6406-04	FITTING / 08-06 NPT REDUCER	1
7	6-6432-14	FITTING / 06 NPT x 06 JIC M-R-TEE	1
8	6-7002-276	HOSE / 04 x 04 x 138 LG.	1
9	6-7003-222	HOSE / 06 x 06 x 111 LG.	1
10	6-7003-56	HOSE / 06 x 06 x 28 LG.	1
11	6-7003-136	HOSE / 06 x 06 x 68 LG.	1
12	6-7002-276	HOSE / 04 x 04 x 138 LG.	1
13	6-7002-276	HOSE / 04 x 04 x 138 LG.	1
14	6-7002-276	HOSE / 04 x 04 x 138 LG.	1
15	6-7002-276	HOSE / 04 x 04 x 138 LG.	1
16	6-7002-38	HOSE / 04 x 04 x 19 LG.	1
17	6-7003-56	HOSE / 06 x 06 x 28 LG.	1
18	7-200-81	CONTROLLER / 4-WAY	REF
19	7-234-07	LOGIC BLOCK	REF
20	7-234-75	CONTROL BLOCK	REF
21	6-6450-09	FITTING / 08 OR x 06 JIC STR	1
22	6-6452-19	FITTING / 06 OR x 04 JIC 45	1
23	7-198-01	ACTUATOR / BRAKE	REF
24	6-6494-01	FITTING / 04 JIC CAP	1
25	6-7002-74	HOSE / 04 x 04 x 37 LG.	1
26	6-6455-15	FITTING / 06 OR x 04 JIC RN-TEE	2
27	6-6485-06	FITTING / 06 OR x 06 JIC SW	1
28	7-244-50	VALVE / CONTROLLER RELIEF	REF
29	7-244-27	DIN CONNECTOR	2
30	6-7003-24	HOSE / 06 x 06 x 12 LG.	1
31	6-7002-34	HOSE / 04 x 04 x 17 LG.	1
32	6-6453-06	FITTING / 06 OR x 06 JIC 90	1
33	6-7002-130	HOSE / 04 x 04 x 65 LG.	1
34	6-6452-01	FITTING / 04 OR x 04 JIC 45	1
35	7-244-52	VALVE / DIFF. LOCK	REF
36	6-5204-14	CAPSCREW 1/4 NC x 1 3/4 LG.	2
37	6-6212-04	FLATWASHER 1/4	2
38	6-6211-04	LOCKWASHER 1/4	2



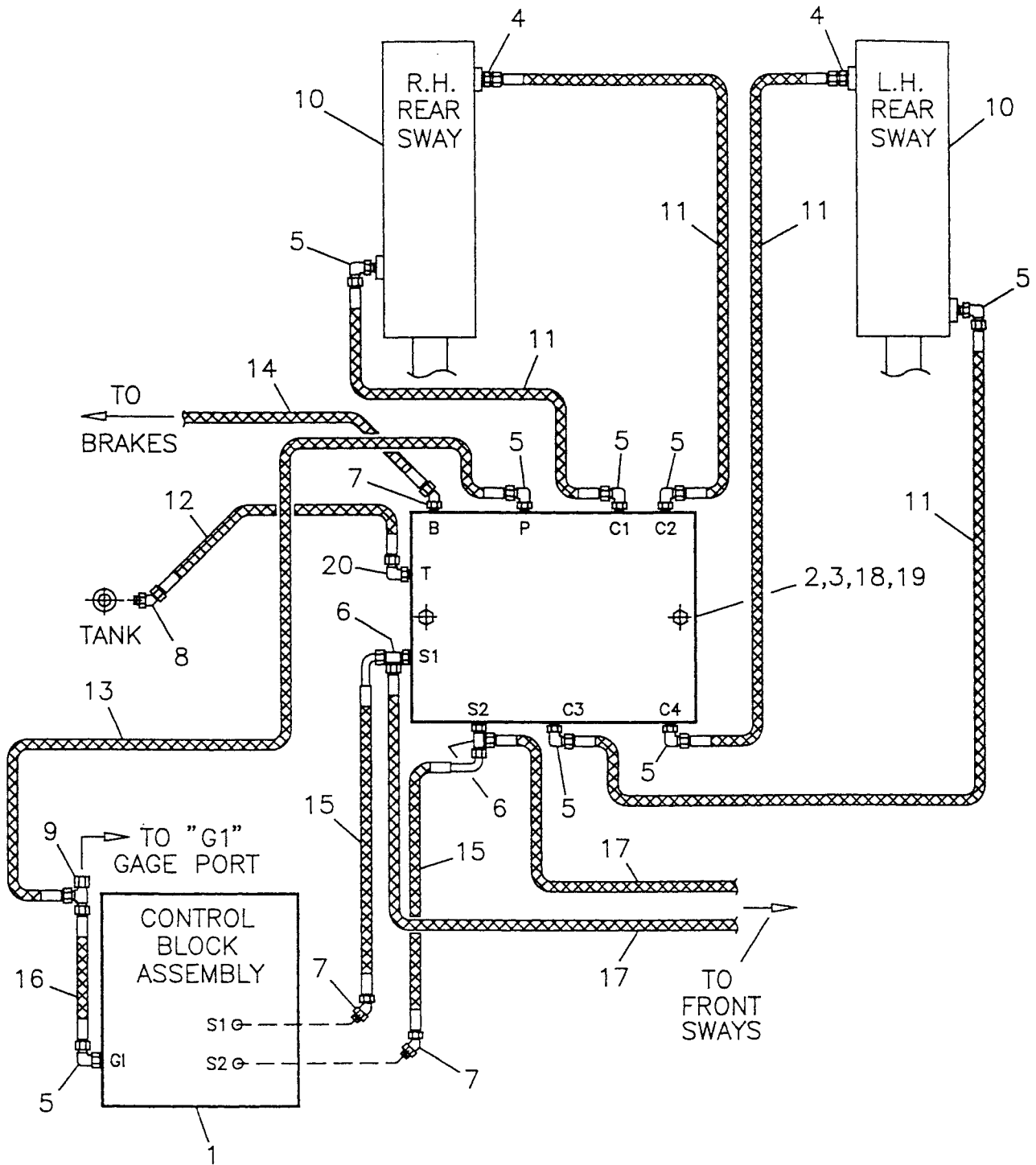
ITEM	NUMBER	DESCRIPTION	REQD
1	6-6450-05	FITTING / 06 OR x 04 JIC STR (3)	2
2	6-6453-04	FITTING / 06 OR x 04 JIC 90 (3)	3
3	7-302-01	MALE PRESSURE CHECK	6
4	6-6495-01	FITTING / 08 x 04 JIC RED.EXP. (1)	REF
5	6-6432-15	FITTING / 08 NPT x 08 JIC RN-TEE	REF
6	6-7022-144	HOSE / 04 x 04-90 x 72 LG. (1)	REF
7	6-7002-130	HOSE / 04 x 04 x 65 LG. (1)	REF
8	6-7002-130	HOSE / 04 x 04 x 65 LG. (1)	REF
9	6-7002-130	HOSE / 04 x 04 x 65 LG. (1)	REF
10	6-7022-144	HOSE / 04 x 04-90 x 72 LG. (1)	REF
11	6-7002-62	HOSE / 04 x 04 x 31 LG.	1
12	6-7002-62	HOSE / 04 x 04 x 31 LG.	1
13	6-7002-38	HOSE / 04 x 04 x 19 LG.	REF
14	6-7002-38	HOSE / 04 x 04 x 19 LG.	1
15	6-7002-38	HOSE / 04 x 04 x 19 LG.	1
16	6-7022-28	HOSE / 04 x 04-90 x 14 LG.	1
17	7-200-82	CONTROLLER / AUTO	REF
18	7-302-02	FEMALE PRESSURE CHECK	2
19	6-6450-03	FITTING / 04 OR x 04 JIC STR (1)	REF
20	7-234-75	CONTROL BLOCK	REF
21	7-234-07	LOGIC BLOCK	REF
22	3-1225	MOUNT / LOGIC BLOCK	1
23	6-5205-06	CAPSCREW 5/16 NC x 3/4 LG.	3
24	6-6211-05	LOCKWASHER 5/16	3
25	6-5206-06	CAPSCREW 3/8 NC x 3/4 LG.	4
26	6-6211-06	LOCKWASHER 3/8	4
27	7-234-50	VALVE / TILT LIMITER	REF
28	6-6452-19	FITTING / 06 OR x 04 JIC 45 (1)	1
29	6-6481-03	FITTING / 04 JIC SW-RN-TEE	REF



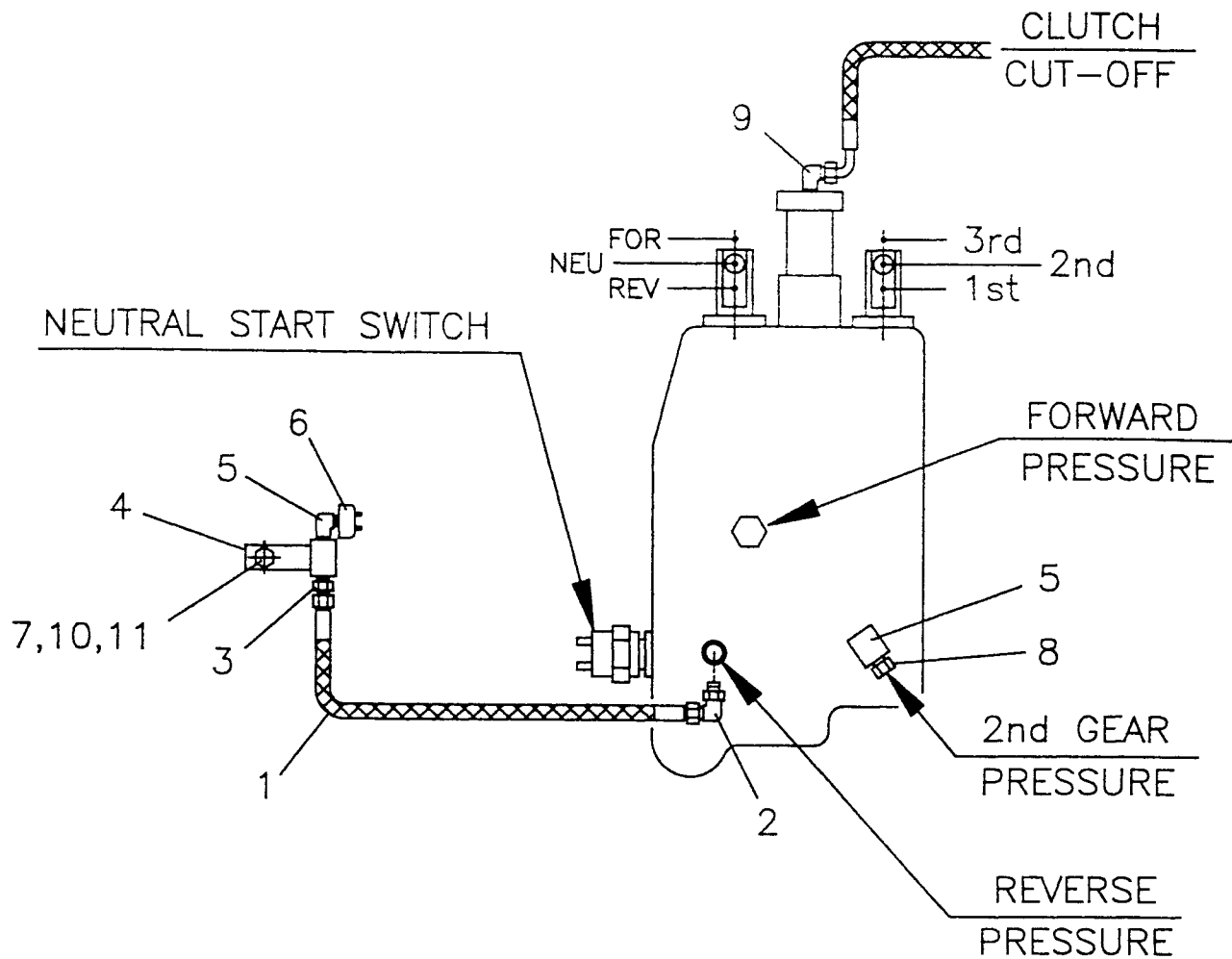
ITEM	NUMBER	DESCRIPTION	REQD
1	6-6453-06	FITTING / 06 OR x 06 JIC 90	4
2	6-6455-05	FITTING / 06 OR x 06 JIC RN-TEE	4
3	6-6450-12	FITTING / 08 OR x 08 JIC STR	3
4	6-6453-09	FITTING / 08 OR x 08 JIC 90	1
5	6-6450-15	FITTING / 08 OR x 10 JIC STR	1
6	6-7023-62	HOSE / 06 x 06-90 x 31 LG.	2
7	6-7013-194	HOSE / 06 x 08 x 97 LG.	1
8	6-7003-222	HOSE / 06 x 06 x 111 LG.	1
9	6-7003-172	HOSE / 06 x 06 x 86 LG.	2
10	7-234-75	CONTROL BLOCK	REF
11	6-7004-124	HOSE / 08 x 08 x 62 LG.	1
12	6-7004-328	HOSE / 08 x 08 x 164 LG.	1
13	6-7005-324	HOSE / 10 x 10 x 162 LG.	1
14	7-331-01	STEERING ORBITRAL	REF
15	7-217-01	STEERING SELECTOR	REF
16	7-229-308	CYLINDER / STEERING / LHR	REF
17	7-229-307	CYLINDER / STEERING / RHR	REF
18	6-6450-12	FITTING / 08 OR x 08 JIC STR	1
19	6-6425-18	FITTING / 12 NPT x 10 JIC STR	1
20	6-7124-34	HOSE / 08 MALE x 08-90 x 17 LG.	1
21	6-6450-09	FITTING / 08 OR x 06 JIC STR	3
22	7-273-27	CLAMP HALF SET / 3/8 TWIN HOSE	4
23	7-273-23	TOP PLATE / 3/8 HOSE CLAMP	4
24	6-5205-10	CAPSCREW 5/16 NC x 1 1/4 LG.	4
25	6-7023-70	HOSE / 06 x 06-90 x 35 LG.	2
26	7-229-262	CYLINDER / STEERING / LHF-RHF	REF
27	2-1142	HOSE SUPPORT	1



ITEM	NUMBER	DESCRIPTION	REQD
1	7-234-04	VALVE / DUAL CHECK	REF
2	6-6453-04	FITTING / 06 OR x 04 JIC 90	2
3	6-6452-19	FITTING / 06 OR x 04 JIC 45	2
4	6-6454-06	FITTING / 08 OR x 08 JIC BR-TEE	2
5	6-6450-06	FITTING / 08 OR x 04 JIC STR	2
6	6-6453-09	FITTING / 08 OR x 08 JIC 90	2
7	7-316-01	CYLINDER / SWAY	REF
8	6-7002-74	HOSE / 04 x 04 x 37 LG.	4
9	6-7004-44	HOSE / 08 x 08 x 22 LG.	2
10	6-7033-320	HOSE / 06 x 08-90 x 150 LG.	2
11	1-1092	RESTRICTOR FITTING	2
12	1-1093-2	RESTRICTOR PLUG (.060)	2
13	6-6455-05	FITTING / 06 OR x 06 JIC RN-TEE	REF
14	6-6211-05	LOCKWASHER 5/16	4
15	6-5205-14	CAPSCREW 5/16 NC x 1 3/4 LG.	4
16	7-273-27	CLAMP HALF SET / 3/8 TWIN HOSE	4
17	7-273-23	TOP PLATE / 3/8 HOSE CLAMP	4
18	6-5205-10	CAPSCREW 5/16 NC x 1 1/4 LG.	4
19	6-7023-62	HOSE / 06 x 06-90 x 31 LG.	REF



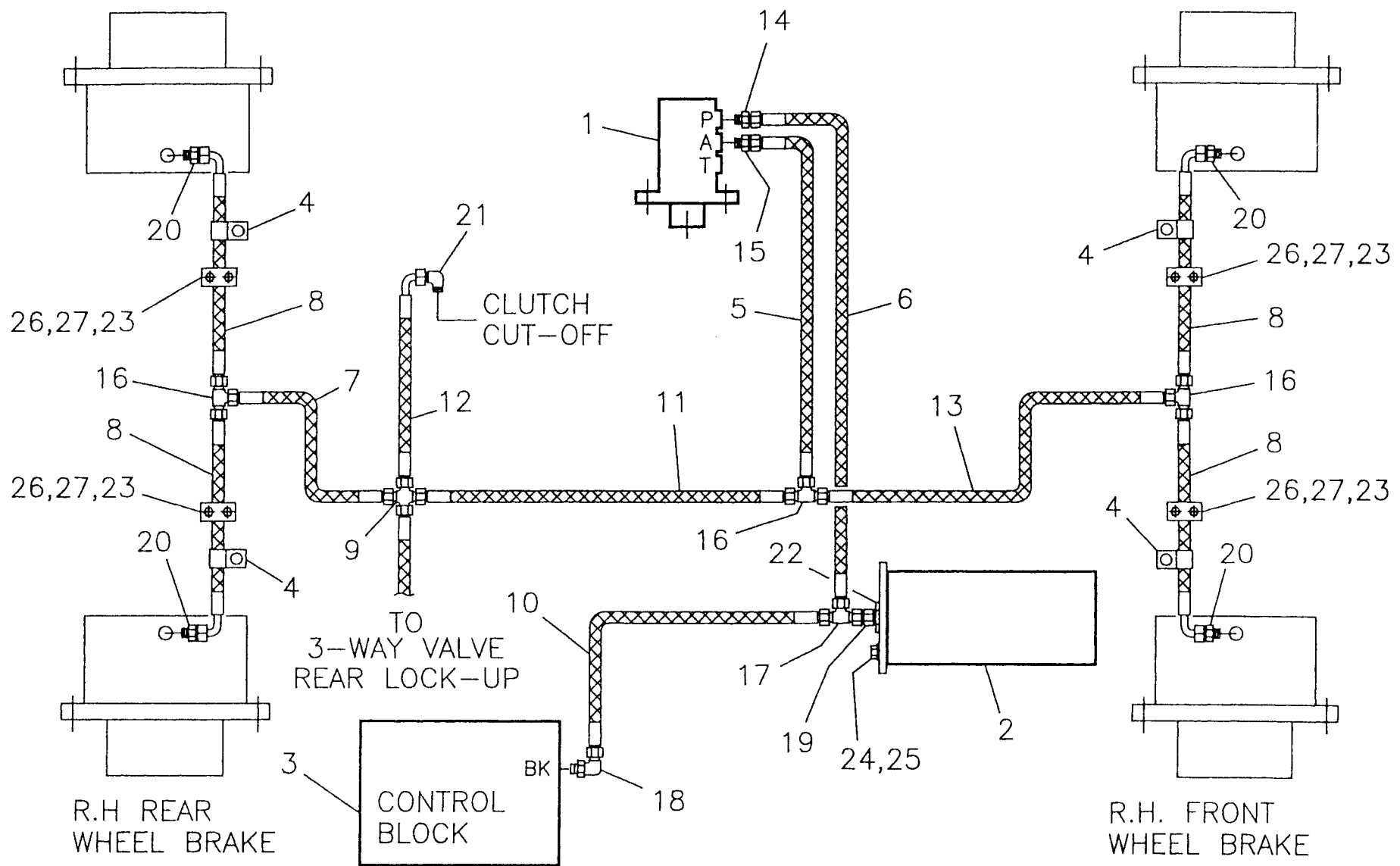
ITEM	NUMBER	DESCRIPTION	REQD
1	7-234-75	CONTROL BLOCK	REF
2	7-234-76	BLOCK ASSEMBLY / REAR LOCK-UP	REF
3	7-304-03	CARTRIDGE / MODULAR CONTROL	2
4	6-6450-05	FITTING / 06 OR x 04 JIC STR	2
5	6-6453-04	FITTING / 06 OR x 04 JIC 90	8
6	6-6455-05	FITTING / 06 OR x 06 JIC RN-TEE	2
7	6-6452-03	FITTING / 06 OR x 06 JIC 45	3
8	6-6426-10	FITTING / 08 NPT x 06 JIC 45	1
9	6-6481-03	FITTING / 04 JIC SW-RN-TEE	1
10	7-316-01	CYLINDER / REAR LOCK-UP	REF
11	6-7002-74	HOSE / 04 x 04 x 37 LG.	4
12	6-7003-56	HOSE / 06 x 06 x 28 LG.	1
13	6-7002-56	HOSE / 04 x 04 x 28 LG.	1
14	6-7003-222	HOSE / 06 x 06 x 111 LG.	1
15	6-7023-62	HOSE / 06 x 06-90 x 31 LG.	2
16	6-7002-38	HOSE / 04 x 04 x 19 LG.	1
17	6-7033-320	HOSE / 06 x 08-90 x 160 LG.	REF
18	6-5205-20	CAPSCREW 5/16 NC x 2 1/2 LG.	2
19	6-6211-05	LOCKWASHER 5/16	2
20	6-6453-06	FITTING / 06 OR x 06 JIC 90	1



ITEM	NUMBER	DESCRIPTION	REQD
1	6-7002-42	HOSE / 04 x 04 x 21 LG.	1
2	6-6427-03	FITTING / 02 NPT x 04 JIC 90	1
3	6-6425-03	FITTING / 02 NPT x 04 JIC STR	1
4	1-1019	MOUNT	1
5	6-6422-01	FITTING / 02 x 02 NPT BRASS ELBOW	2
6	7-303-01	PRESSURE SWITCH	REF
7	6-5207-40	CAPSCREW 7/16 NC x 5 LG.	1
8	6-6409-01	FITTING / 02 NPT HEX HD PLUG	REF
9	6-6427-03	FITTING / 02 NPT x 04 JIC 90	REF
10	6-6211-07	LOCKWASHER 7/16	1
11	6-6212-06	FLATWASHER 3/8	1

L.H. REAR
WHEEL BRAKE

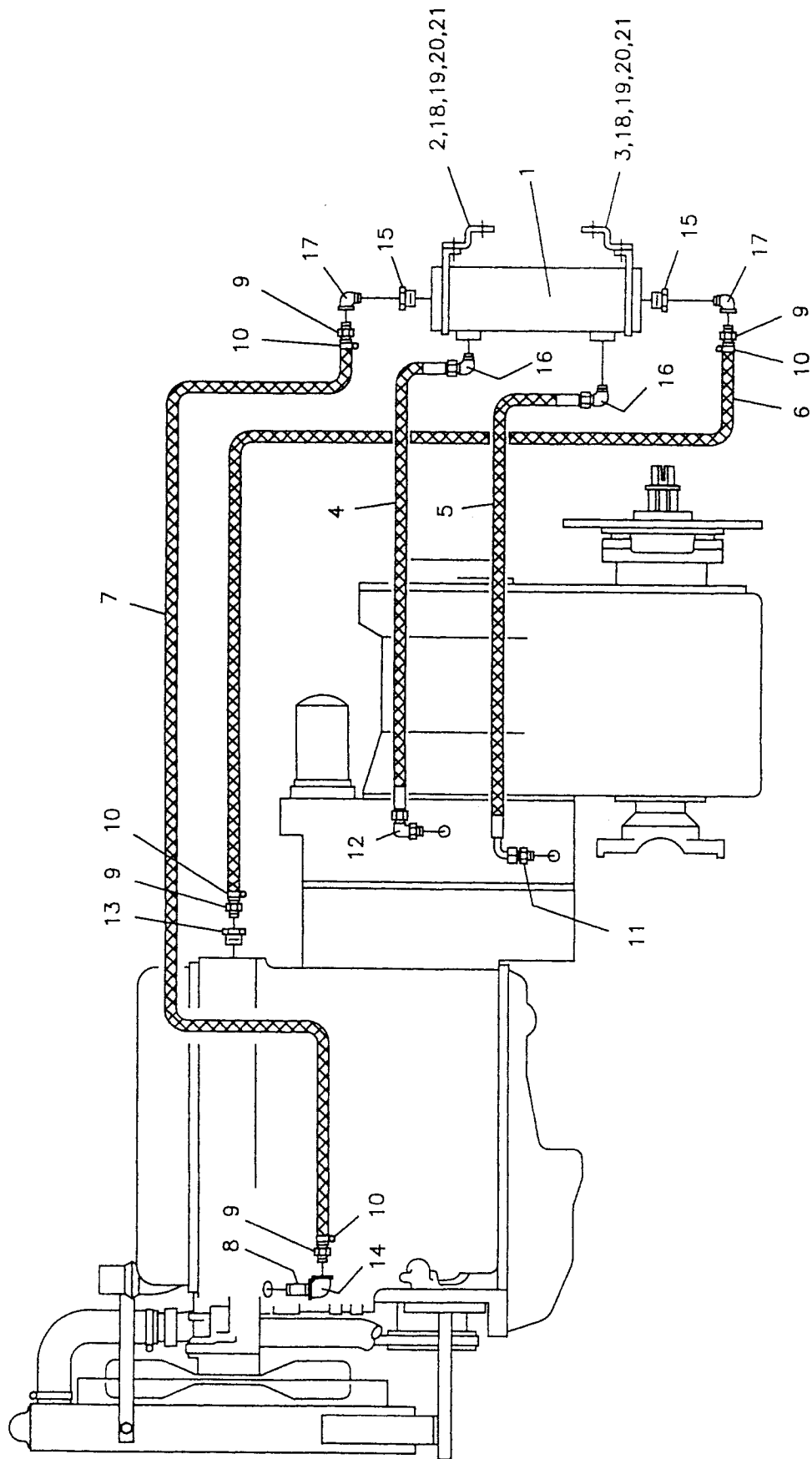
L.H. FRONT
WHEEL BRAKE



R.H. REAR
WHEEL BRAKE

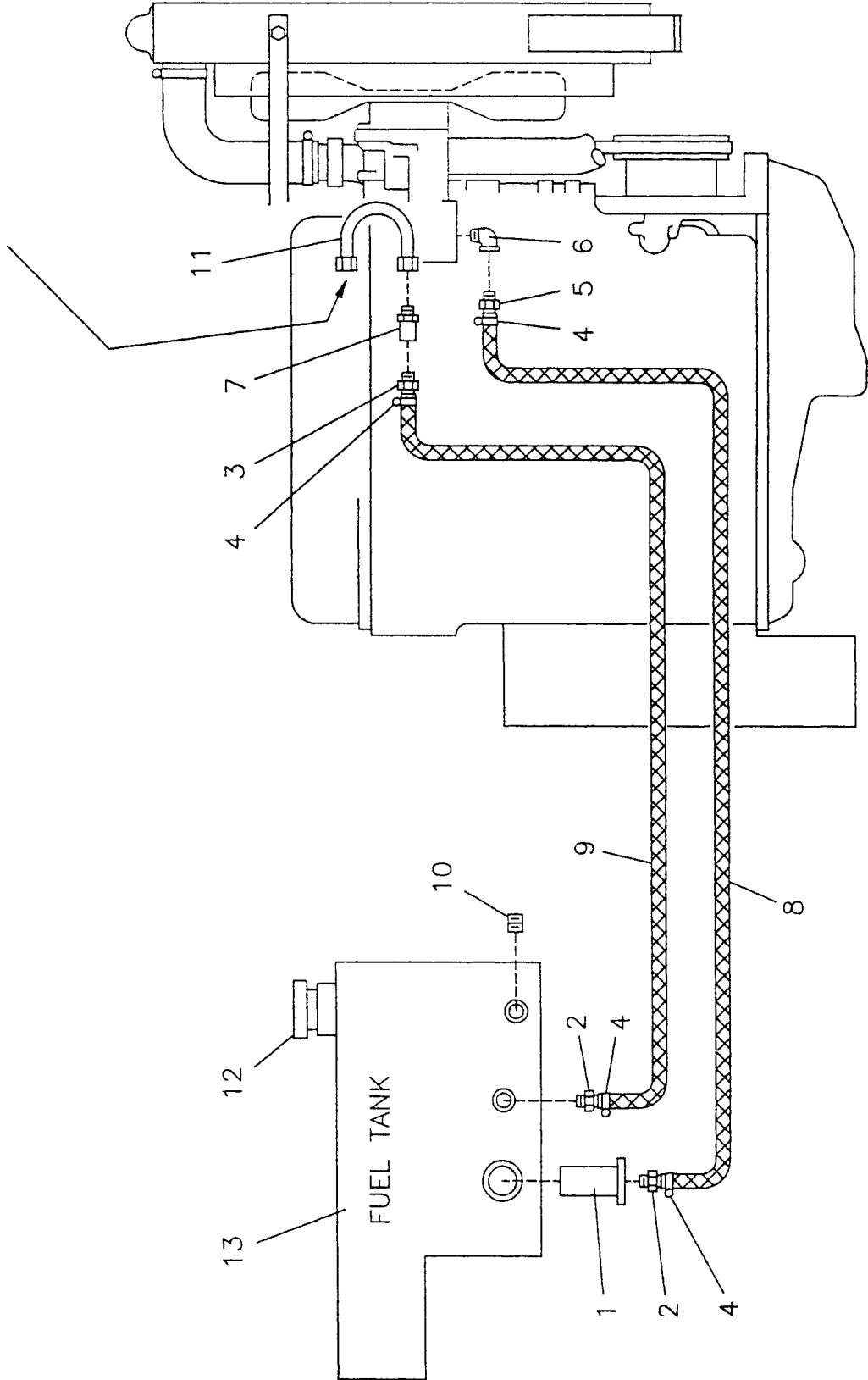
R.H. FRONT
WHEEL BRAKE

ITEM	NUMBER	DESCRIPTION	REQD
1	7-198-01	ACTUATOR / BRAKE	REF
2	7-255-25	ACCUMULATOR / BRAKE	REF
3	7-234-75	CONTROL BLOCK	REF
4	1-1025	CLAMP	4
5	6-7003-74	HOSE / 06 x 06 x 37 LG.	1
6	6-7002-74	HOSE / 04 x 04 x 37 LG.	1
7	6-7003-100	HOSE / 05 x 06 x 50 LG.	1
8	6-7042-94	HOSE / 06 x 04-90 x 47 LG.	4
9	6-6483-05	FITTING / 05 JIC CROSS	1
10	6-7002-330	HOSE / 04 x 04 x 165 LG.	1
11	6-7003-100	HOSE / 06 x 06 x 50 LG.	1
12	6-7042-37	HOSE / 06 x 04-90 x 18.5 LG.	1
13	6-7003-120	HOSE / 06 x 06 x 60 LG.	1
14	6-6450-06	FITTING / 08 OR x 04 JIC STR	1
15	6-6450-09	FITTING / 08 OR x 06 JIC STR	1
16	6-6482-05	FITTING / 06 JIC TEE	3
17	6-6481-03	FITTING / 04 JIC SW-RUN-TEE	1
18	6-6453-04	FITTING / 06 OR x 04 JIC 90	1
19	6-6425-03	FITTING / 02 NPT x 04 JIC STR	1
20	7-229-217	FITTING / WITH AXLE	REF
21	6-6427-03	FITTING / 02 NPT x 04 JIC 90	1
22	1-2014	FITTING / 20 OR x 02 NPT REDUCER	1
23	6-5204-12	CAPSCREW 1/4 NC x 1 1/2 LG.	8
24	6-5308-08	CAPSCREW 1/2 NF x 1 LG.	3
25	6-6211-08	LOCKWASHER 1/2	3
26	7-273-18	CLAMP HALF SET / 1/4 SINGLE HOSE	4
27	7-273-20	TOP PLATE / 1/4 HOSE CLAMP	4

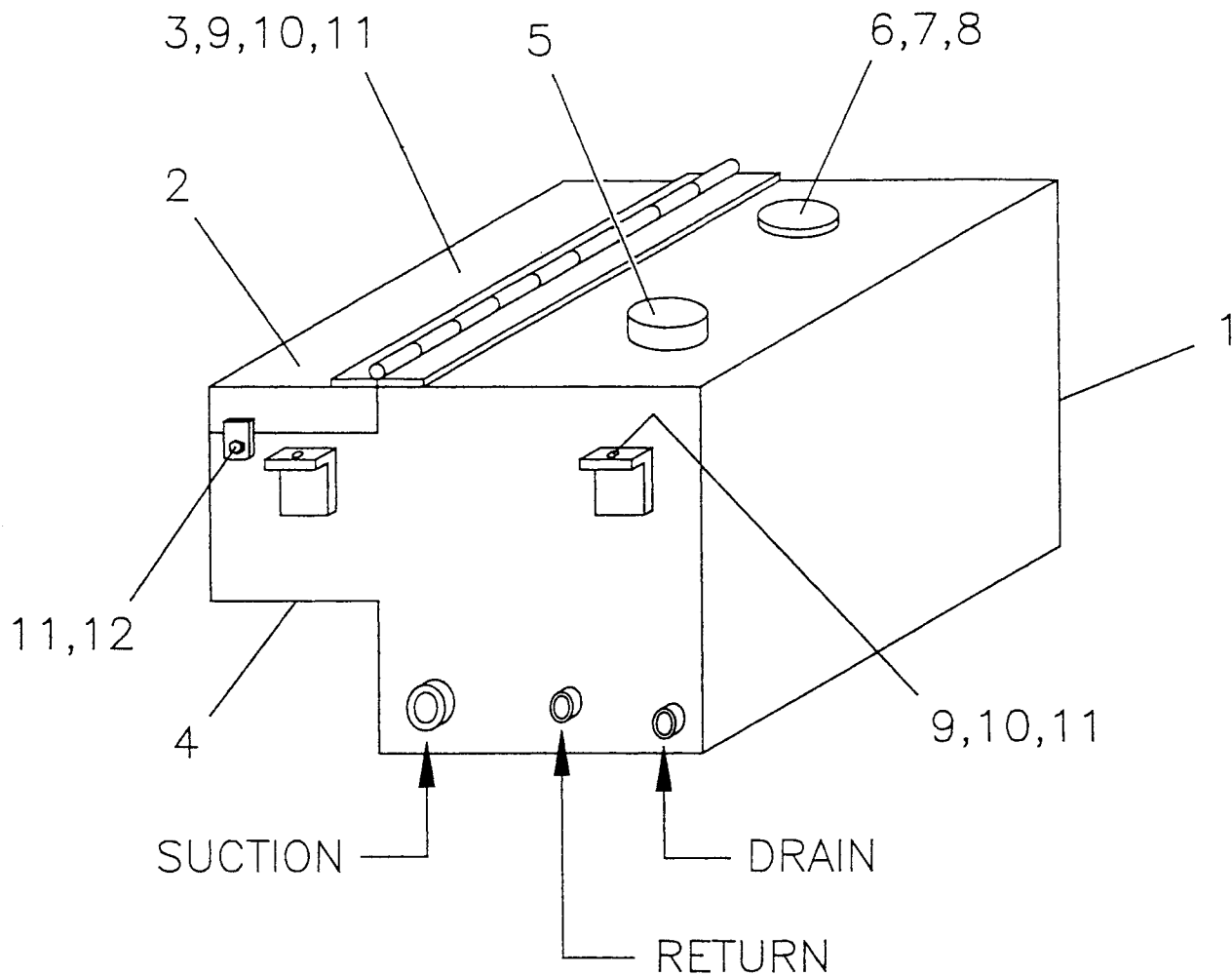


ITEM	NUMBER	DESCRIPTION	REQD
1	7-236-07	OIL COOLER	1
2	3-1205-1	MOUNT / OIL COOLER / RH	1
3	3-1205-2	MOUNT / OIL COOLER / LH	1
4	6-7006-58	HOSE / 12 x 12 x 29 LG.	1
5	6-7026-52	HOSE / 12 x 12-90 x 26 LG.	1
6	6-9611-272	HOSE-HEATER 3/4 x 34 LG.	1
7	6-9611-632	HOSE-HEATER 3/4 x 79 LG.	1
8	6-6413-07	FITTING / 1/2 PIPE NIPPLE	1
9	6-6423-18	HOSE END / 12-08 MALE PIPE	4
10	6-6252-04	HOSE CLAMP / NO.12	4
11	6-6450-20	FITTING / 12 OR x 12 JIC STR	1
12	6-6453-15	FITTING / 12 OR x 12 JIC 90	1
13	6-6406-11	FITTING / NPT REDUCER 1 x 1/2	1
14	6-6438-04	FITTING / 08 NPT ELBOW BLK-P	1
15	6-6406-07	FITTING / NPT REDUCER 3/4 x 1/2	2
16	6-6427-18	FITTING / 12 NPT x 12 JIC 90	2
17	6-6437-04	FITTING / 08 NPT ST ELB BLK-P	2
18	6-5205-06	CAPSCREW 5/16 NC x 3/4 LG.	4
19	6-6211-05	LOCKWASHER 5/16	4
20	6-6201-05	HEX NUT 5/16 NC	4
21	6-6212-05	FLATWASHER 5/16	4

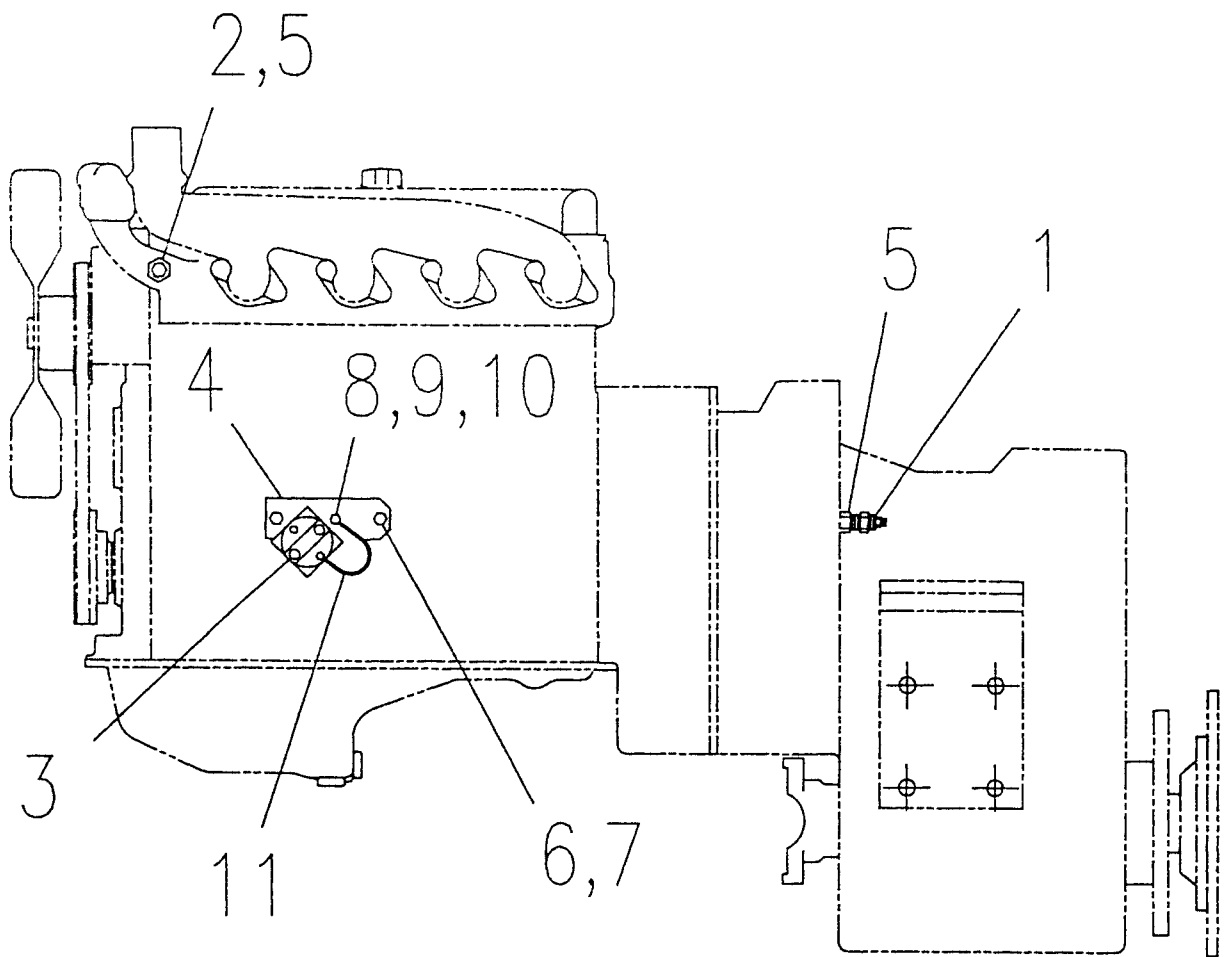
TO ENGINE FUEL RETURN LINE



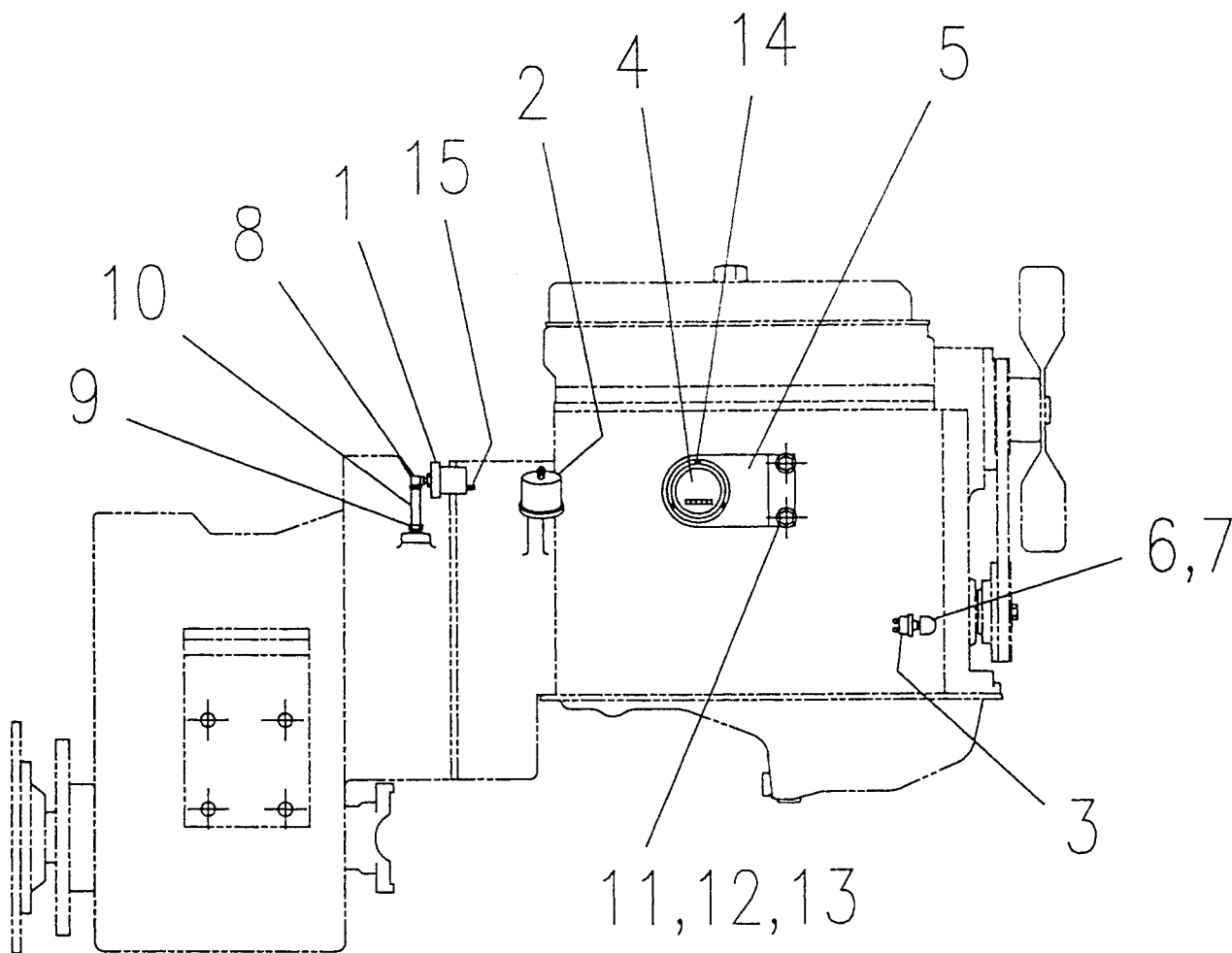
ITEM	NUMBER	DESCRIPTION	REQD
1	7-272-05	FUEL STRAINER	1
2	6-6423-10	FITTING / 08 x 06 BRASS HOSE END	2
3	6-6423-08	FITTING / 04 x 06 BRASS HOSE END	1
4	6-6252-01	HOSE CLAMP / NO.6	4
5	6-6423-07	FITTING / 02 x 06 BRASS HOSE END	1
6	6-6422-01	FITTING / 02 x 02 NPT BRASS ELBOW	1
7	6-6424-05	FITTING / 04 x 04 BRASS TUBE END	1
8	6-9605-640	HOSE-FUEL 3/8 x 80 LG.	1
9	6-9605-544	HOSE-FUEL 3/8 x 68 LG.	1
10	6-6408-06	FITTING / NPT FLUSH PLUG 3/4	1
11	1-1034	TUBE / FUEL LINE	1
12	7-264-01	FILLER CAP / FUEL	REF
13	4-1124	FUEL TANK / BATTERY BOX	REF



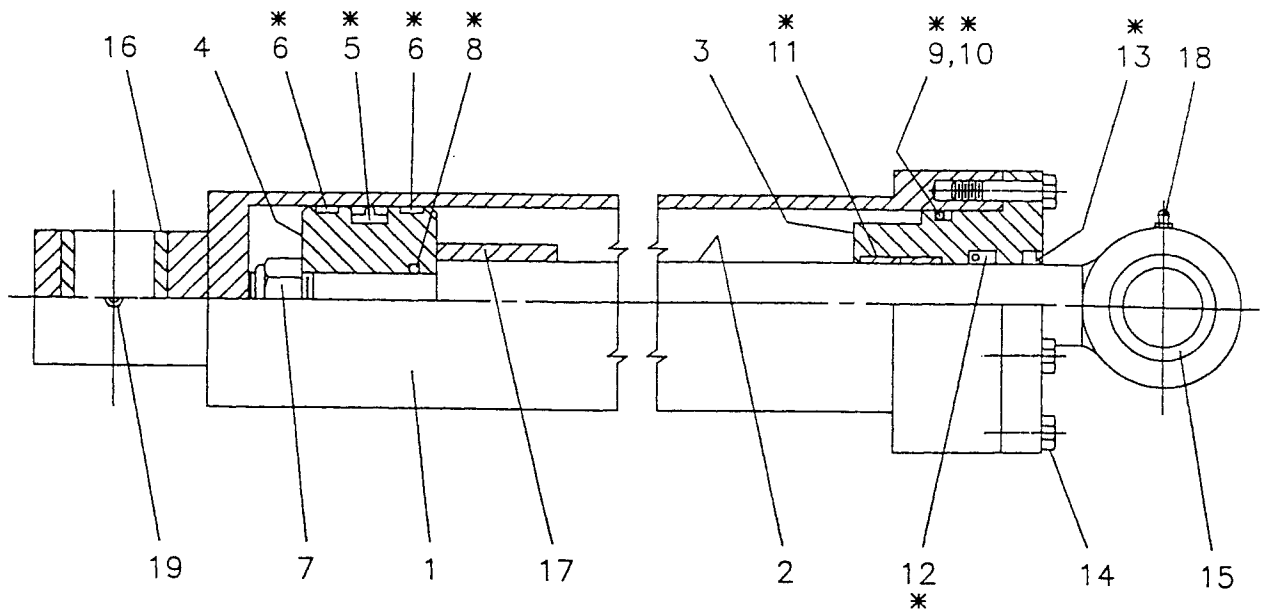
ITEM	NUMBER	DESCRIPTION	REQD
1	4-1124	FUEL TANK / BATTERY BOX	1
2	1-1095	PLYWOOD PAD / BATTERY BOX	1
3	1-1096	HOLD DOWN / BATTERY	1
4	7-194-09	GROMMET / BATTERY BOX	2
5	7-264-01	FILLER CAP / FUEL	1
6	7-172-03	SENDER / FUEL GAUGE	REF
7	7-172-15	GASKET / FUEL SENDER	1
8	6-6284-07	MACHINE SCREW 10-32 x 1/2 LG.	5
9	6-5206-08	CAPSCREW 3/8 NC x 1 LG.	6
10	6-6212-06	FLATWASHER 3/8	14
11	6-6211-06	LOCKWASHER 3/8	7
12	6-5206-06	CAPSCREW 3/8 NC x 3/4 LG.	1



ITEM	NUMBER	DESCRIPTION	REQD
1	7-172-07	SENDER / TRANS. OIL TEMP.	REF
2	7-172-09	SENDER / ENGINE WATER TEMP.	REF
3	7-183-18	RELAY / STARTER	REF
4	1-1024	MOUNT / STARTER RELAY	1
5	6-6406-04	FITTING / NPT REDUCER 1/2 x 3/8	2
6	6-5209-08	CAPSCREW 9/16 NC x 1 LG.	1
7	6-6211-09	LOCKWASHER 9/16	1
8	6-5204-04	CAPSCREW 1/4 NC x 1/2 LG.	2
9	6-6211-04	LOCKWASHER 1/4	2
10	6-6212-04	FLATWASHER 1/4	2
11	1-1094	GROUND WIRE / STARTER RELAY	1



ITEM	NUMBER	DESCRIPTION	REQD
1	7-258-05	SENDER / TRAN. OIL PRESSURE	REF
2	7-172-05	SENDER / ENGINE OIL PRESSURE	REF
3	7-231-02	PRESSURE SWITCH / HOURMETER	REF
4	7-172-01	HOURMETER	REF
5	1-1022	MOUNT / HOURMETER	1
6	6-6422-01	FITTING / 02 x 02 NPT BRASS ELBOW	1
7	6-6406-03	FITTING / NPT REDUCER 3/8 x 1/8	1
8	6-6404-01	FITTING / 02 NPT ELBOW	1
9	6-6406-01	FITTING / NPT REDUCER 1/4 x 1/8	1
10	6-6410-03	FITTING / 1/8 PIPE NIPPLE	1
11	6-5206-06	CAPSCREW 3/8 NC x 3/4 LG.	2
12	6-6211-06	LOCKWASHER 3/8	2
13	6-6212-06	FLATWASHER 3/8	2
14	6-6284-02	MACHINE SCREW 8-32 x 1/2 LG.	3
15	6-6286-06	HEX NUT 10-32	1



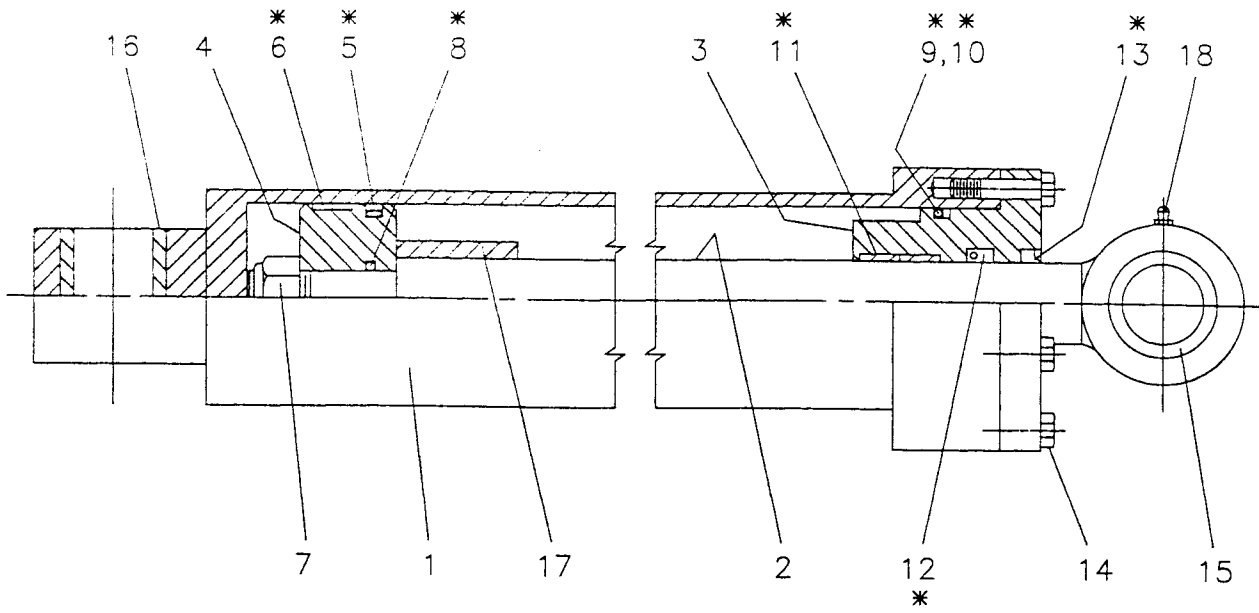
ITEM	NUMBER	DESCRIPTION	REQD
1	7-316-184	TUBE WELDMENT	1
2	7-316-185	SHAFT	1
3	7-316-101	HEAD	1
4	7-316-111	PISTON	1
5	7-316-54	SEAL / PISTON (*)	1
6	7-316-65	WEAR RING / PISTON (*)	2
7	7-316-73	SELF-LOCKING NUT	1
8	7-316-80	O-RING / STUB SHAFT (*)	1
9	7-316-81	O-RING / HEAD (*)	1
10	7-316-82	BACK-UP RING / HEAD (*)	1
11	7-316-46	WEAR RING / HEAD (*)	2
12	7-316-26	SEAL / SHAFT (*)	1
13	7-316-36	WIPER / SHAFT (*)	1
14	7-316-96	CAPSCREW 1/2	8
15	7-316-155	BRONZE BUSHING / Ref 6-4524-32	1
16	7-316-156	BRONZE BUSHING / Ref 6-4516-24	1
17	7-316-186	SPACER	1
18	7-316-150	LUBE FITTING	1
19	7-316-150	LUBE FITTING	1
20			
21	7-900-21	SEAL KIT / ITEMS MARKED (*)	REF

DRAWING
NUMBER

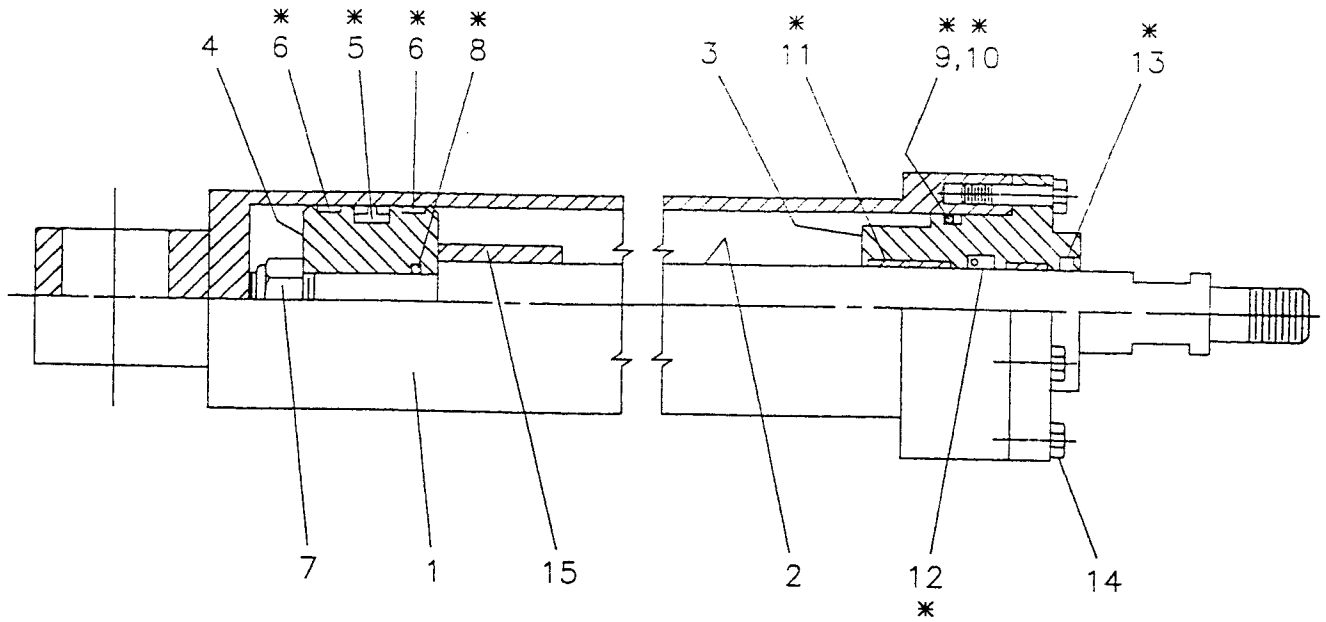
P4-1553

LIFT CYLINDER / 7-316-181 / SS-842
4.50 BORE x 3.00 SHAFT DIA.

PAGE
NUMBER 43



ITEM	NUMBER	DESCRIPTION	REQD
1	7-316-187	TUBE WELDMENT	1
2	7-316-188	SHAFT	1
3	7-316-102	HEAD	1
4	7-316-112	PISTON	1
5	7-316-59	SEAL / PISTON (*)	1
6	7-316-68	WEAR RING / PISTON (*)	1
7	7-316-73	SELF-LOCKING NUT	1
8	7-316-80	O-RING / STUB SHAFT (*)	1
9	7-316-83	O-RING / HEAD (*)	1
10	7-316-84	BACK-UP RING / HEAD (*)	1
11	7-316-45	WEAR RING / HEAD (*)	2
12	7-316-25	SEAL / SHAFT (*)	1
13	7-316-35	WIPER / SHAFT (*)	1
14	7-316-96	CAPSCREW 1/2	12
15	7-316-156	BRONZE BUSHING / Ref 6-4516-24	1
16	7-316-156	BRONZE BUSHING / Ref 6-4516-24	1
17	7-316-189	SPACER	1
18	7-316-160	LUBE FITTING / SHAFT END	1
19			
20	7-900-22	SEAL KIT / ITEMS MARKED (*)	REF



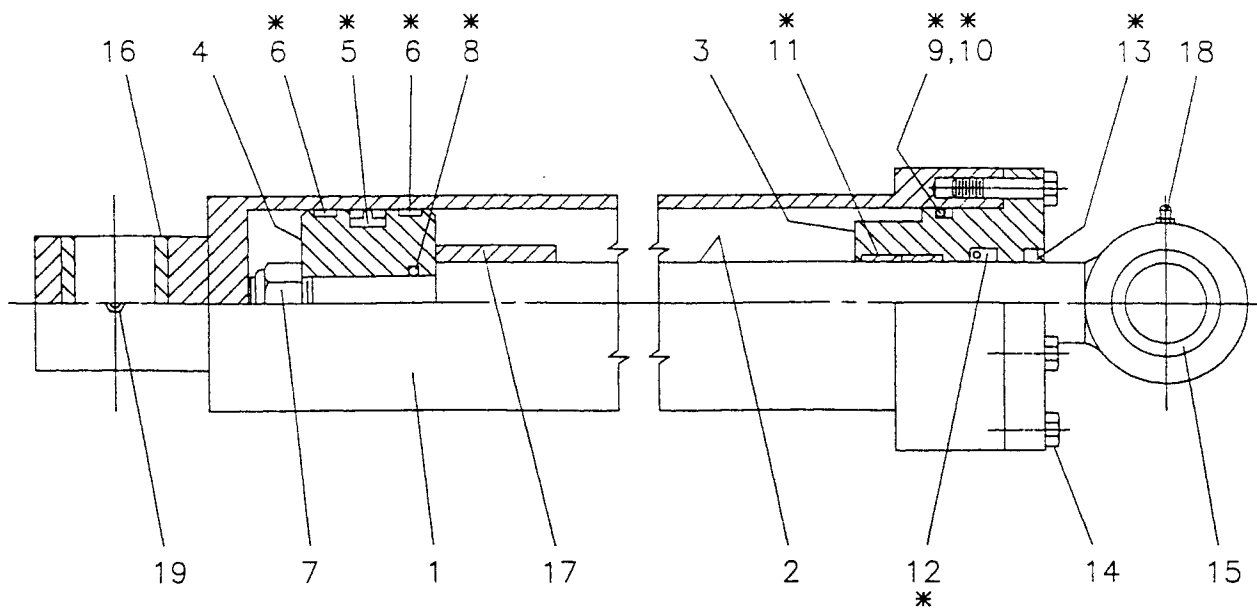
ITEM	NUMBER	DESCRIPTION	REQD
1	7-316-178	TUBE WELDMENT	1
2	7-316-179	SHAFT	1
3	7-316-106	HEAD	1
4	7-316-113	PISTON	1
5	7-316-53	SEAL / PISTON (*)	1
6	7-316-64	WEAR RING / PISTON (*)	2
7	7-316-73	SELF-LOCKING NUT	1
8	7-316-80	O-RING / STUB SHAFT (*)	1
9	7-316-85	O-RING / HEAD (*)	1
10	7-316-86	BACK-UP RING / HEAD (*)	1
11	7-316-49	WEAR RING / HEAD (*)	3
12	7-316-29	SEAL / SHAFT (*)	1
13	7-316-35	WIPER / SHAFT (*)	1
14	7-316-95	CAPSCREW 7/16	8
15	7-316-180	SPACER	1
16			
17	7-900-23	SEAL KIT / ITEMS MARKED (*)	REF

DRAWING
NUMBER

P4-1555

BOOM CYLINDER / 7-316-183 / SS-842
4.00 BORE x 2.50 SHAFT DIA.

PAGE
NUMBER 45

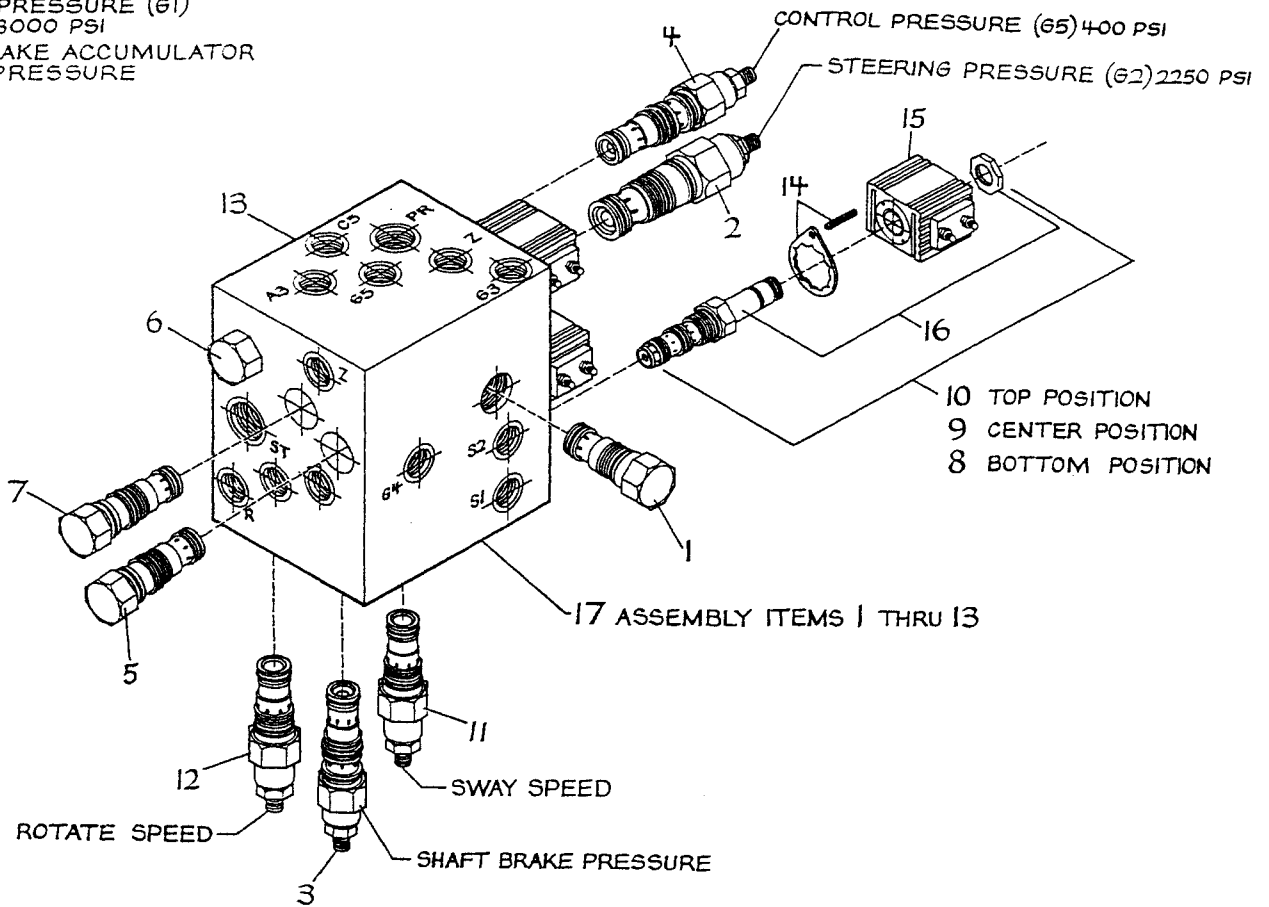


ITEM	NUMBER	DESCRIPTION	REQD
1	7-316-130	TUBE WELDMENT	1
2	7-316-120	SHAFT	1
3	7-316-100	HEAD	1
4	7-316-110	PISTON	1
5	7-316-52	SEAL / PISTON (*)	1
6	7-316-63	WEAR RING / PISTON (*)	2
7	7-316-72	SELF-LOCKING NUT	1
8	7-316-77	O-RING / STUB SHAFT (*)	1
9	7-316-78	O-RING / HEAD (*)	1
10	7-316-79	BACK-UP RING / HEAD (*)	1
11	7-316-42	WEAR RING / HEAD (*)	2
12	7-316-22	SEAL / SHAFT (*)	1
13	7-316-32	WIPER / SHAFT (*)	1
14	7-316-95	CAPSCREW 7/16	6
15	7-316-154	BRONZE BUSHING / Ref 6-4512-16	1
16	7-316-154	BRONZE BUSHING / Ref 6-4512-16	1
17	7-316-140	SPACER	1
18	7-316-150	LUBE FITTING	1
19	7-316-150	LUBE FITTING	1
20			
21	7-900-20	SEAL KIT / ITEMS MARKED (*)	REF

REF:

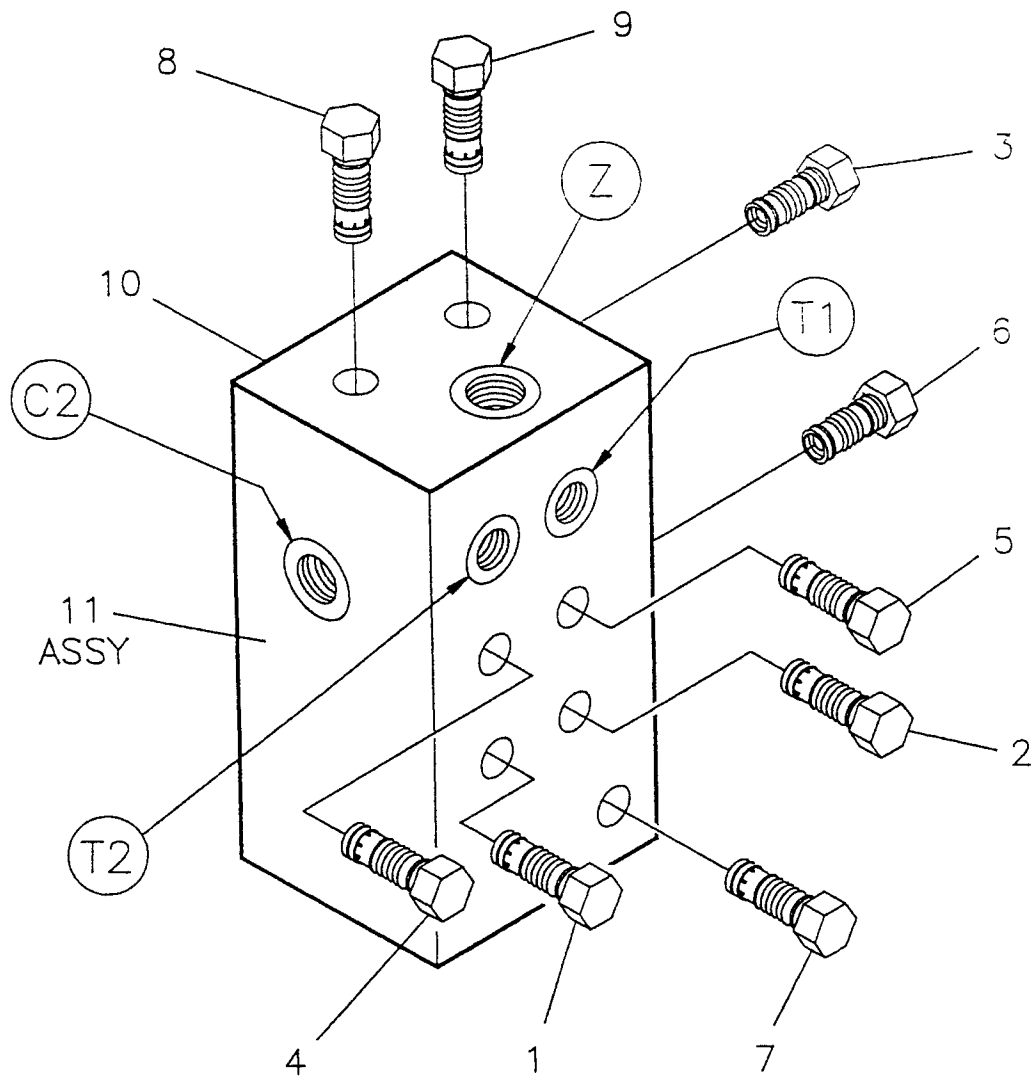
PUMP PRESSURE (61)
3000 PSI

(63) BRAKE ACCUMULATOR
PRESSURE

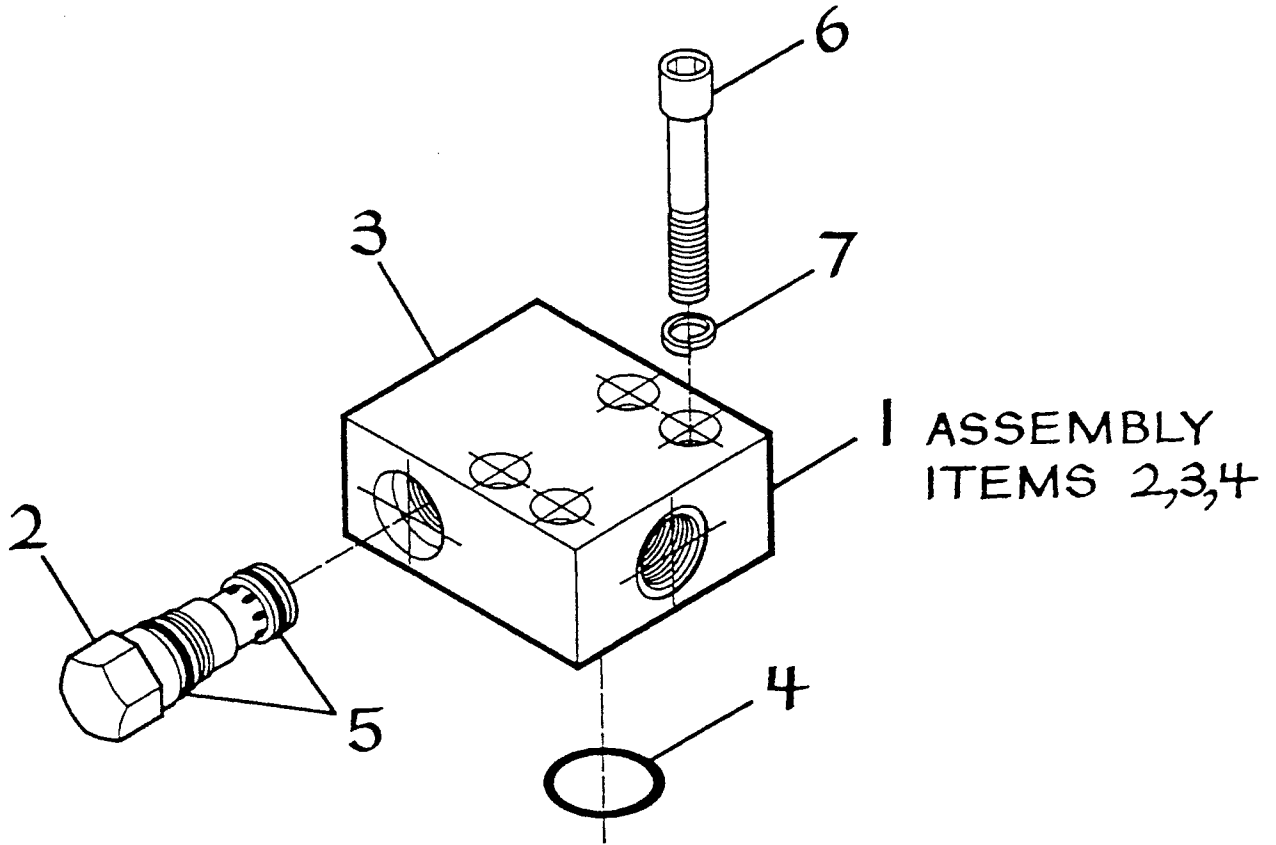


NUMBERS IN () CORRESPOND TO
ITEMS ON P4-1540 HYD. SCHEMATIC

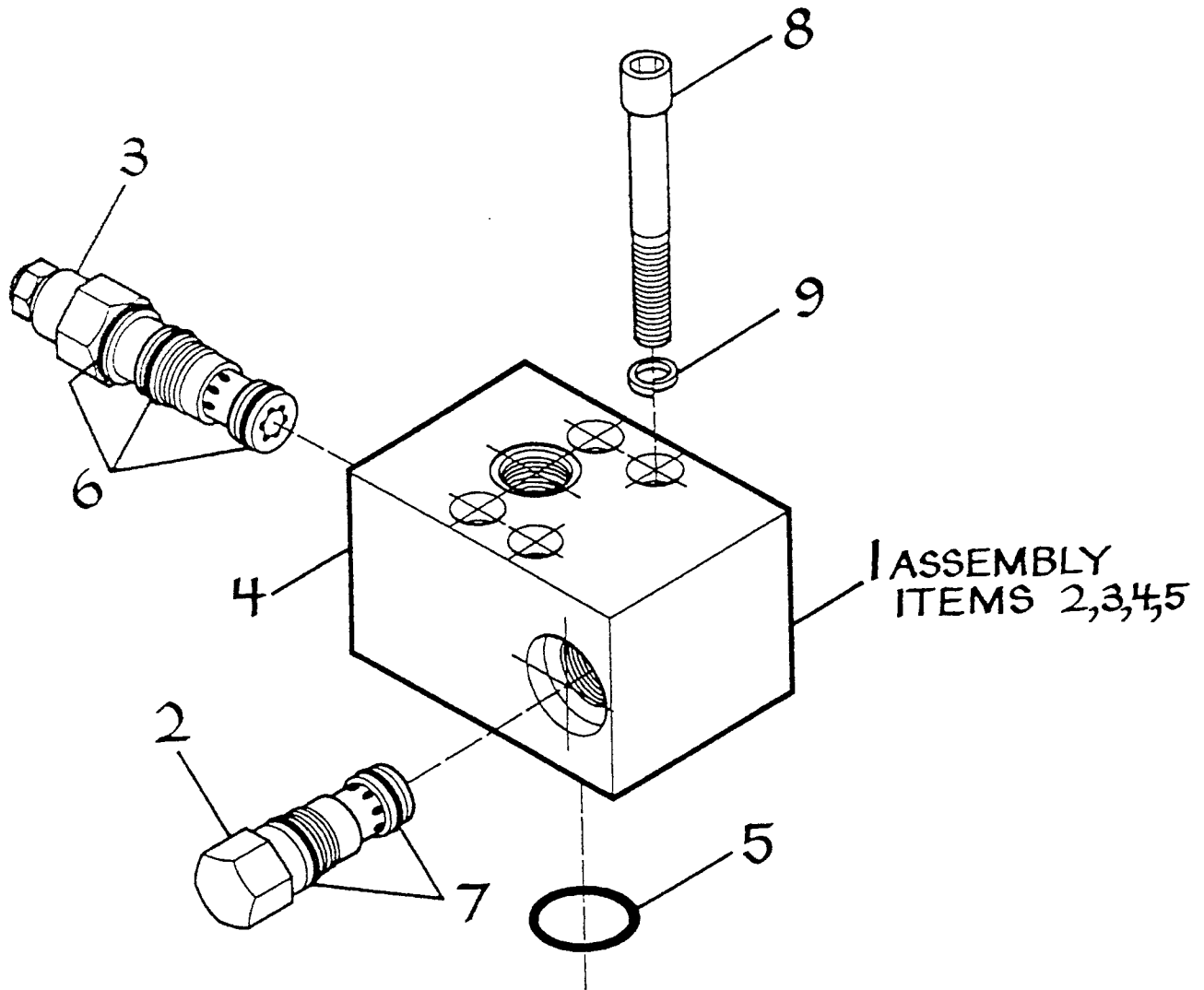
ITEM	NUMBER	DESCRIPTION	REQD
1	7-234-16	CARTRIDGE / CHECK (65)	1
2	7-234-15	CARTRIDGE / REDUCING (66)	1
3	7-234-28	CARTRIDGE / REDUC.-RELIEVING (67)	1
4	7-234-13	CARTRIDGE / REDUC.-RELIEVING (68)	1
5	7-234-10	CARTRIDGE / NORMALLY CLOSED (69)	1
6	7-234-10	CARTRIDGE / NORMALLY CLOSED (70)	1
7	7-234-11	CARTRIDGE / NORMALLY OPEN (71)	1
8	7-244-14	SOLENOID CARTRIDGE ASSEMBLY (72)	1
9	7-244-14	SOLENOID CARTRIDGE ASSEMBLY (73)	1
10	7-244-14	SOLENOID CARTRIDGE ASSEMBLY (74)	1
11	7-234-17	CARTRIDGE / NEEDLE (75)	1
12	7-234-37	CARTRIDGE / NEEDLE (40)	1
13	7-234-27	BODY	1
14	7-234-34	LOCK KIT	3
15	7-244-12	COIL / HEAVY DUTY	3
16	7-244-03	CARTRIDGE / ELECTRIC	3
17	7-234-75	CONTROL BLOCK ASSEMBLY	1



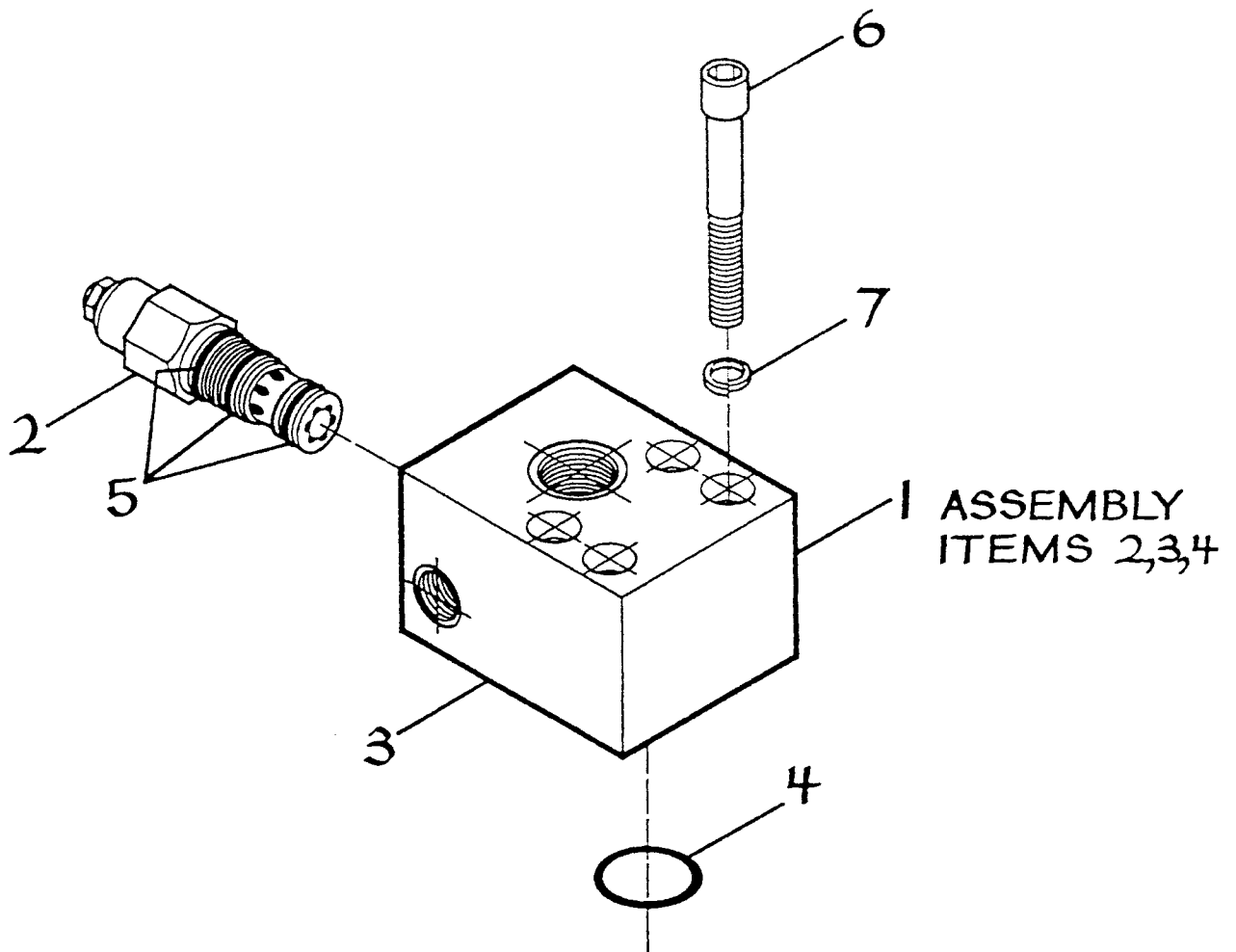
ITEM	NUMBER	DESCRIPTION	REQD
1	7-234-10	CARTRIDGE / NORMALLY CLOSED (56)	1
2	7-234-10	CARTRIDGE / NORMALLY CLOSED (57)	1
3	7-234-10	CARTRIDGE / NORMALLY CLOSED (58)	1
4	7-234-11	CARTRIDGE / NORMALLY OPEN (59)	1
5	7-234-11	CARTRIDGE / NORMALLY OPEN (60)	1
6	7-234-11	CARTRIDGE / NORMALLY OPEN (61)	1
7	7-234-12	CARTRIDGE / SHUTTLE (62)	1
8	7-234-18	CARTRIDGE / PILOT CHECK (63)	1
9	7-234-18	CARTRIDGE / PILOT CHECK (64)	1
10	7-234-26	BODY	1
11	7-234-07	LOGIC BLOCK ASSEMBLY	1



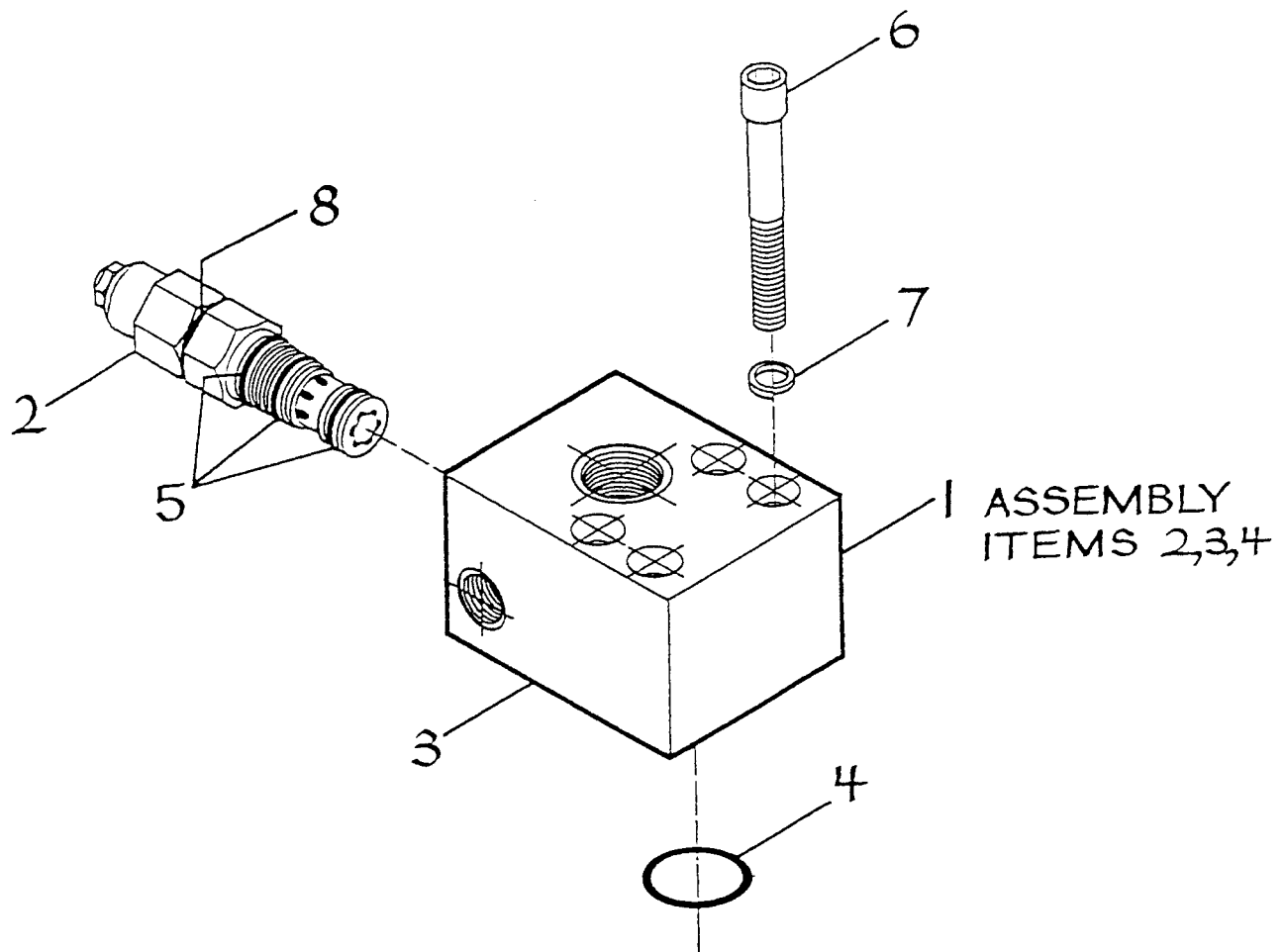
ITEM	NUMBER	DESCRIPTION	REQD
1	7-234-02	MOTION VALVE ASSEMBLY	1
2	7-234-16	CARTRIDGE / CHECK	1
3	7-234-24	BODY	1
4	7-234-32	O-RING	1
5	7-234-31	SEAL KIT	1
6	6-5606-14	CAPSCREW SH 3/8 NC x 1 3/4 LG.	4
7	6-6214-06	LOCKWASHER 3/8 HI-COLLAR	4



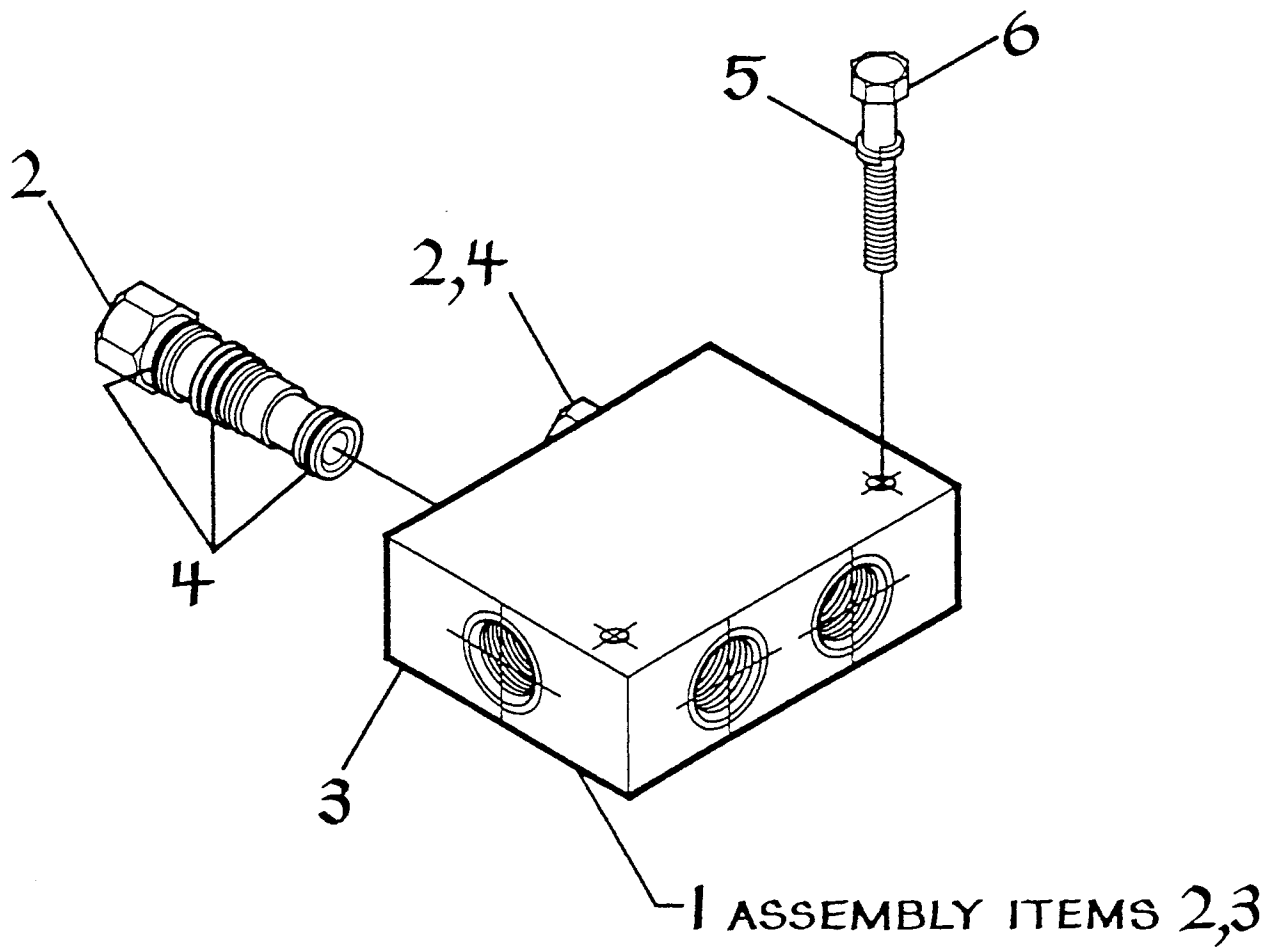
ITEM	NUMBER	DESCRIPTION	REQD
1	7-234-01	MOTION VALVE ASSEMBLY	1
2	7-234-16	CARTRIDGE / CHECK	1
3	7-234-19	CARTRIDGE / COUNTERBALANCE	1
4	7-234-25	BODY	1
5	7-234-32	O-RING	1
6	7-234-29	SEAL KIT	1
7	7-234-31	SEAL KIT	1
8	6-5606-22	CAPSCREW SH 3/8 NC x 2 3/4 LG.	4
9	6-6214-06	LOCKWASHER 3/8 HI-COLLAR	4



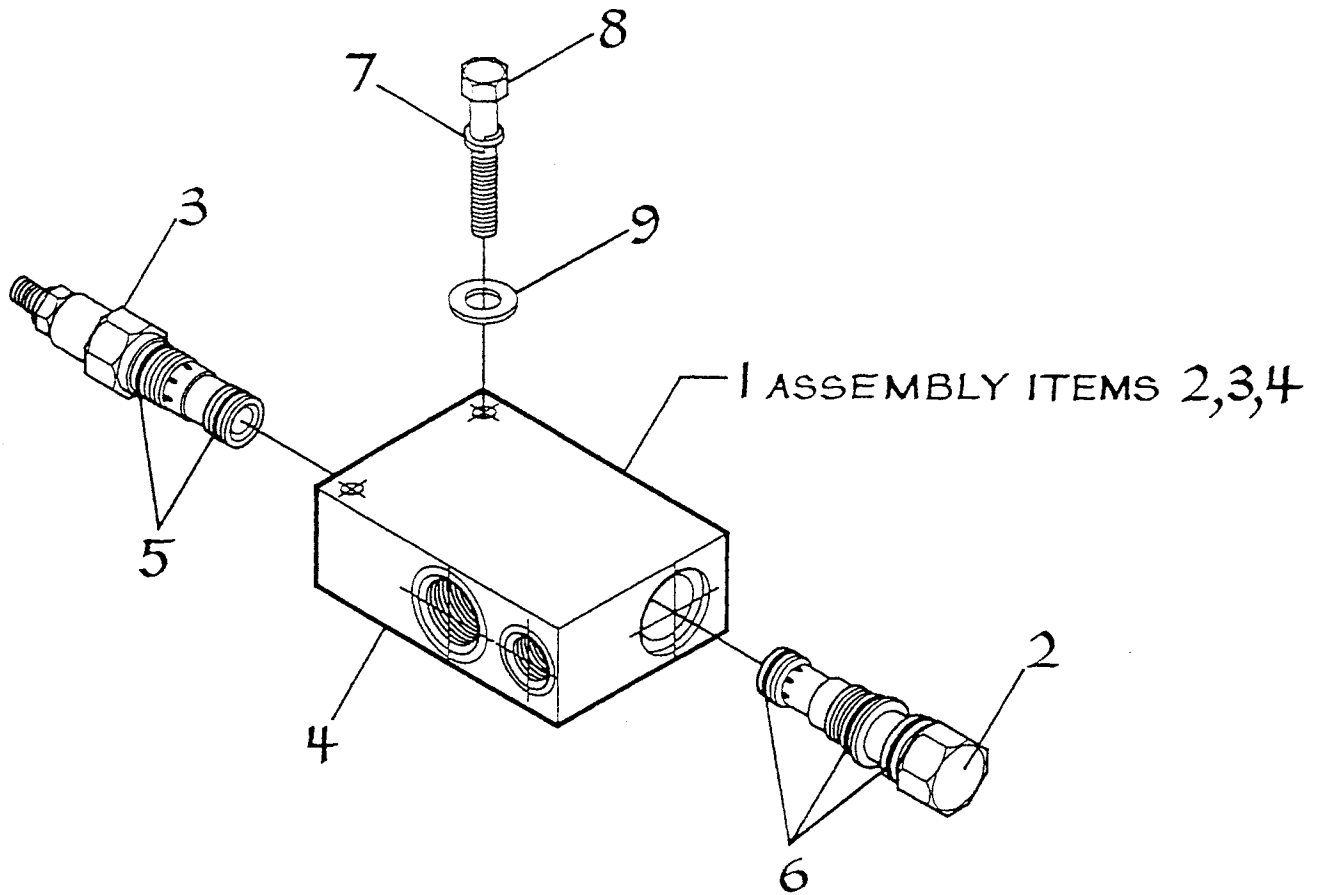
ITEM	NUMBER	DESCRIPTION	REQD
1	7-234-03	MOTION VALVE ASSEMBLY	1
2	7-234-22	CARTRIDGE / COUNTERBALANCE	1
3	7-234-23	BODY	1
4	7-234-32	O-RING	1
5	7-234-30	SEAL KIT	1
6	6-5606-22	CAPSCREW SH 3/8 NC x 2 3/4 LG.	4
7	6-6214-06	LOCKWASHER 3/8 HI-COLLAR	4



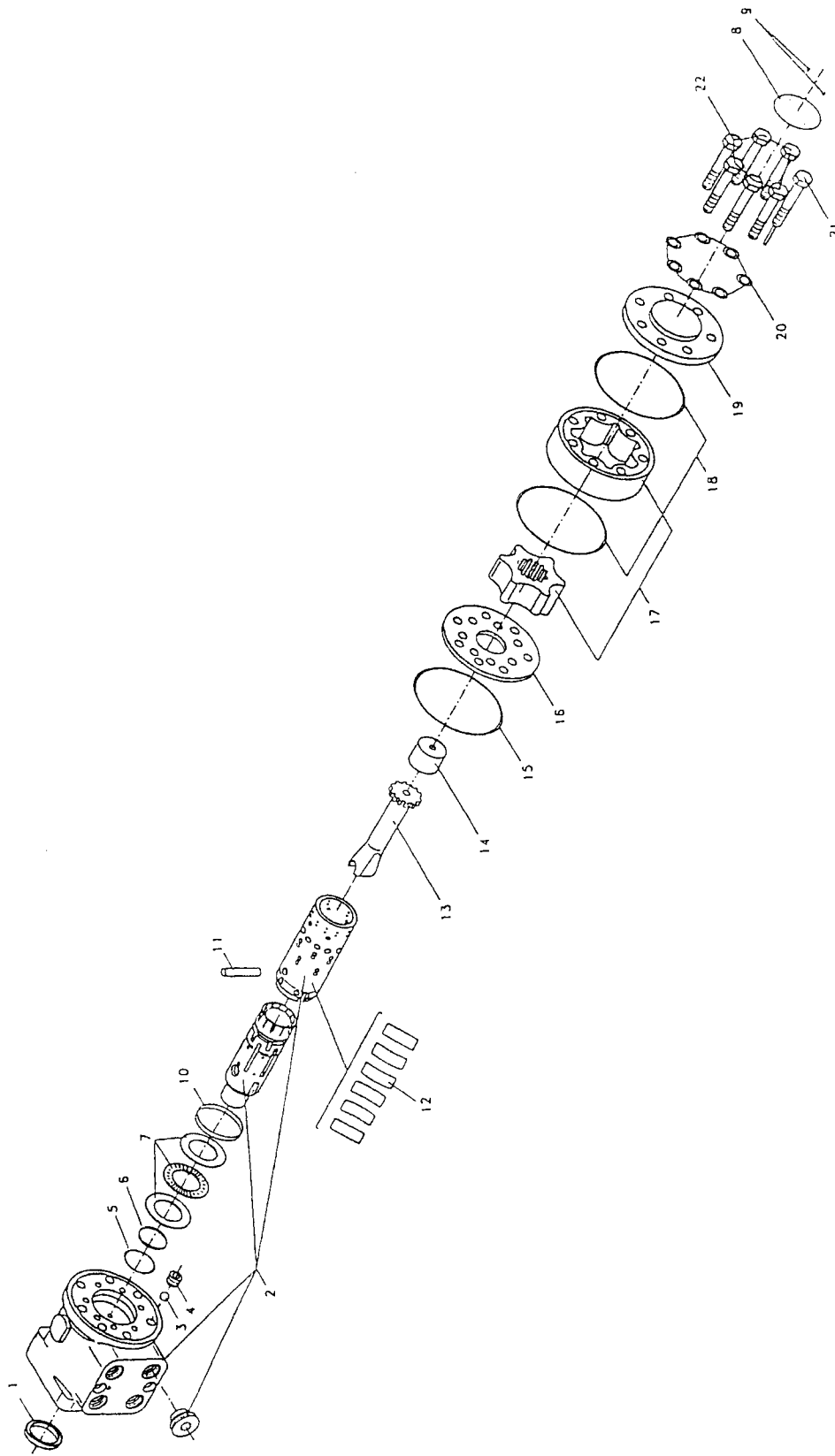
ITEM	NUMBER	DESCRIPTION	REQD
1	7-234-54	MOTION VALVE ASSEMBLY	1
2	7-234-53	CARTRIDGE / COUNTERBALANCE	1
3	7-234-23	BODY	1
4	7-234-32	O-RING	1
5	7-234-30	SEAL KIT	1
6	6-5606-22	CAPSCREW SH 3/8 NC x 2 3/4 LG.	4
7	6-6214-06	LOCKWASHER 3/8 HI-COLLAR	4
8	7-234-60	O-RING	1



ITEM	NUMBER	DESCRIPTION	REQD
1	7-234-04	DUAL PILOT CHECK VALVE ASSY	1
2	7-234-18	CARTRIDGE / PILOT CHECK	2
3	7-234-21	BODY	1
4	7-234-29	SEAL KIT	2
5	6-6211-05	LOCKWASHER 5/16	2
6	6-5205-14	CAPSCREW 5/16 NC x 1 3/4 LG.	2



ITEM	NUMBER	DESCRIPTION	REQD
1	7-234-09	BY-PASS VALVE ASSEMBLY	1
2	7-234-11	CARTRIDGE / NORM. OPEN	1
3	7-234-17	CARTRIDGE / NEEDLE	1
4	7-234-20	BODY	1
5	7-234-31	SEAL KIT	1
6	7-234-29	SEAL KIT	1
7	6-6211-04	LOCKWASHER 1/4	2
8	6-5204-14	CAPSCREW 1/4 NC x 1 3/4 LG.	2
9	6-6212-04	FLATWASHER 1/4	2



55 PAGE NUMBER	ORBITRAL ASSEMBLY / 7-331-01 SS-624 SS-636 SS-836 SS-842 SS-1048	DRAWING NUMBER P1-1139
-------------------	---	---------------------------

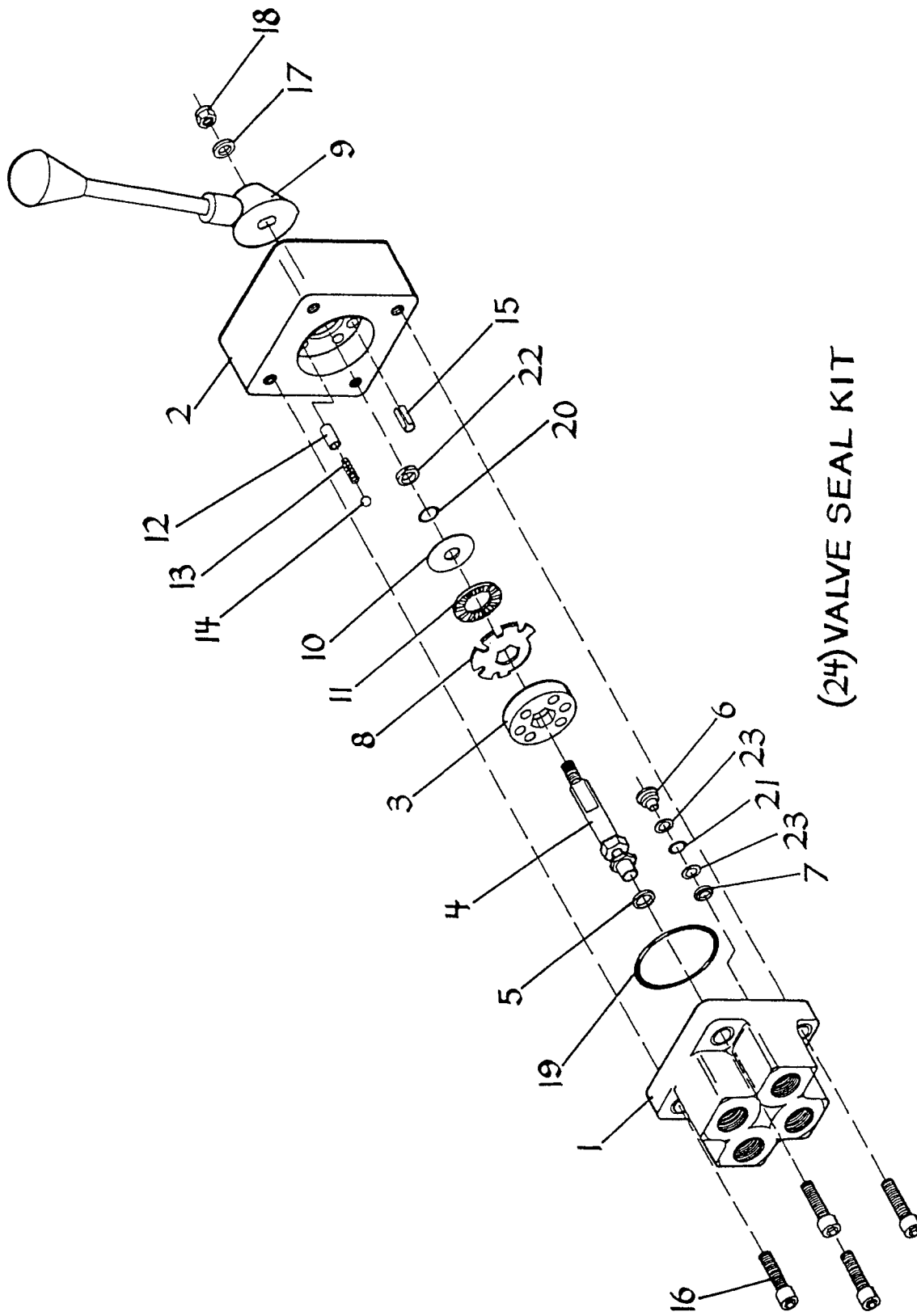
ITEM	NUMBER	DESCRIPTION	REQD
1	7-331-04	DUST SEAL RING	1
2	-----	HOUSING / SPOOL / SLEEVE	1
3	7-331-05	BALL	1
4	7-331-06	THREAD BUSHING	1
5	7-331-07	O-RING	1
6	7-331-08	KIN-RING	1
7	7-331-09	BEARING	1
8	7-331-19	NAME PLATE	1
9	7-331-20	DRIVE SCREW	2
10	7-331-10	RING	1
11	7-331-11	CROSS PIN	1
12	7-331-12	SPRING SET	1
13	7-331-13	CARDAN SHAFT	1
14	7-331-23	SPACER	1
15	7-331-14	O-RING	1
16	7-331-15	DISTRIBUTOR PLATE	1
17	7-331-25	GEARWHEEL SET	1
18	7-331-16	O-RING	2
19	7-331-17	END COVER	1
20	7-331-18	WASHER	7
21	7-331-21	SPECIAL CAPSCREW	1
22	7-331-22	CAPSCREW	6
23	7-331-03	SEAL KIT (ITEMS 1,5,6,15,18,& 20)	REF

DRAWING
NUMBER

P1-1139

ORBITRAL ASSEMBLY / 7-331-01
SS-624 SS-636 SS-836 SS-842 SS-1048

PAGE
NUMBER 55A



(24) VALVE SEAL KIT

ITEM	NUMBER	DESCRIPTION	REQD
1	7-217-02	BODY	1
2	7-217-03	CAP	1
3	7-217-04	DISC / SUB-ASSEMBLY	1
4	7-217-07	SHAFT	1
5	7-217-08	WASHER / SHAFT	1
6	7-217-27	SHEAR SEAL	4
7	7-217-28	WASHER	4
8	7-217-11	STOP PLATE	1
9	7-217-12	HANDLE SUB-ASSEMBLY	1
10	7-217-16	BEARING / RACE	1
11	7-238-01	BEARING	1
12	7-217-17	BUSHING / DETENT	2
13	7-217-18	SPRING / DETENT	2
14	7-217-19	BALL / DETENT	2
15	6-6236-04	STOP PIN	1
16	6-5605-08	CAPSCREW SH 5/16 NC x 1 LG.	4
17	7-217-20	WASHER / HANDLE	1
18	6-6206-04	STOP NUT	1
19	7-217-21	O-RING / BODY & CAP	1
20	7-217-22	O-RING / SHAFT	1
21	7-217-23	O-RING / SEAL	4
22	7-217-24	BACK-UP RING / SHAFT	1
23	7-217-25	BACK-UP RING / SEAL	8
24	7-217-26	SEAL KIT (ITEMS 6,7,19,20,21,22,23)	REF

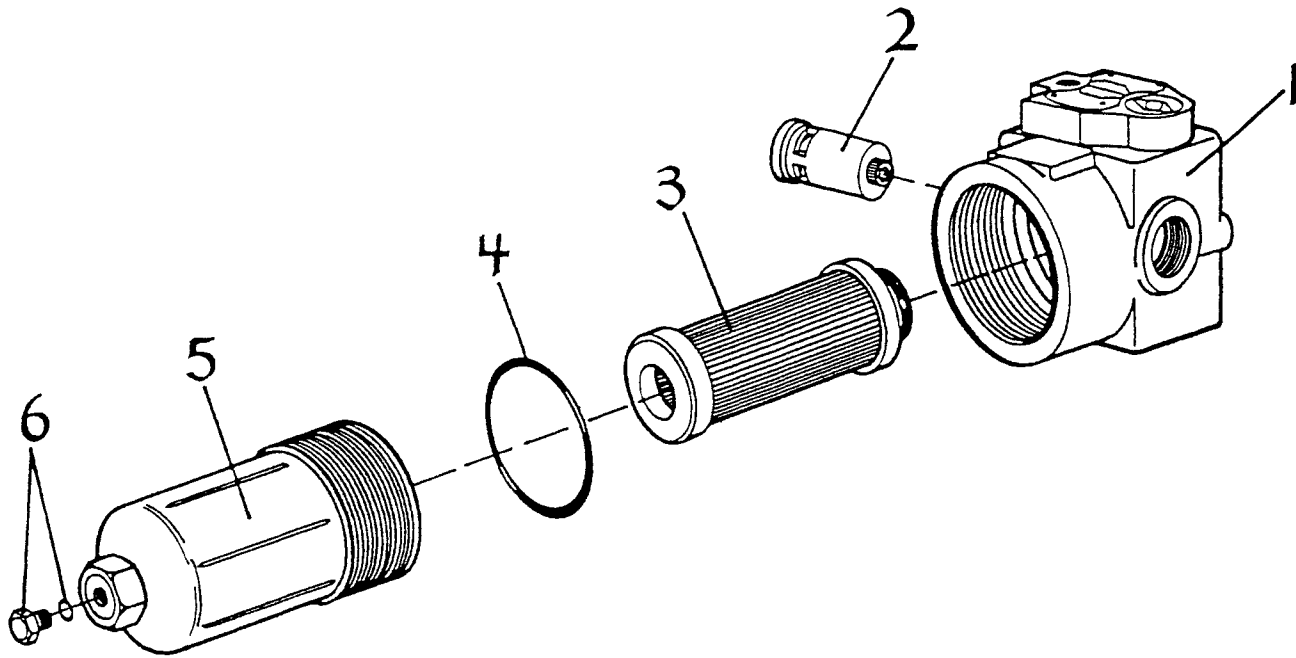
DRAWING
NUMBER

P4-1162

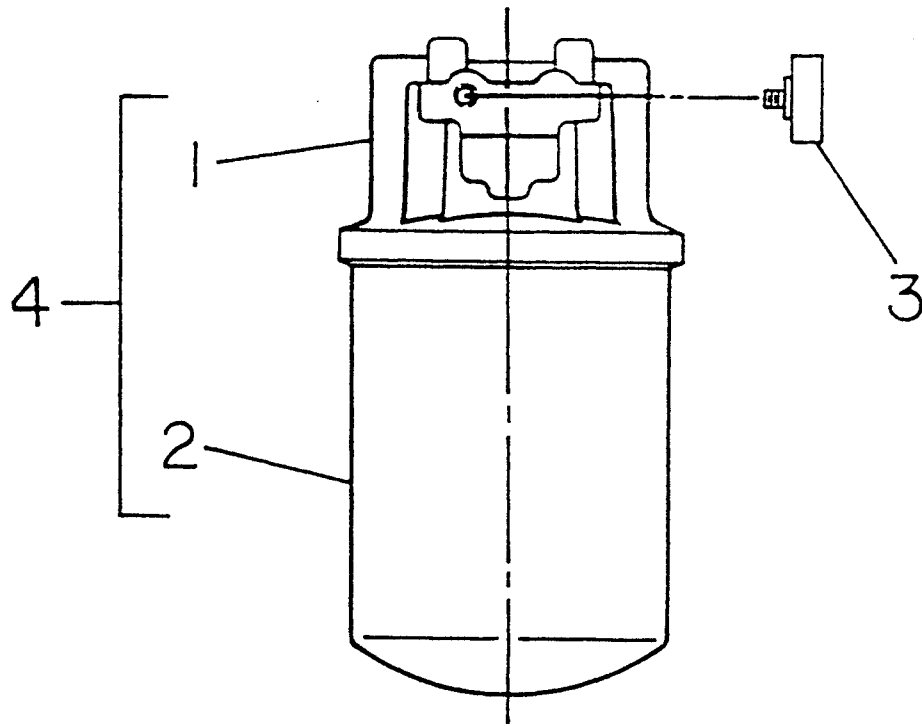
SELECTOR VALVE ASSEMBLY / 7-217-01
SS-624 SS-636 SS-836 SS-842 SS-1048

PAGE
NUMBER 56A

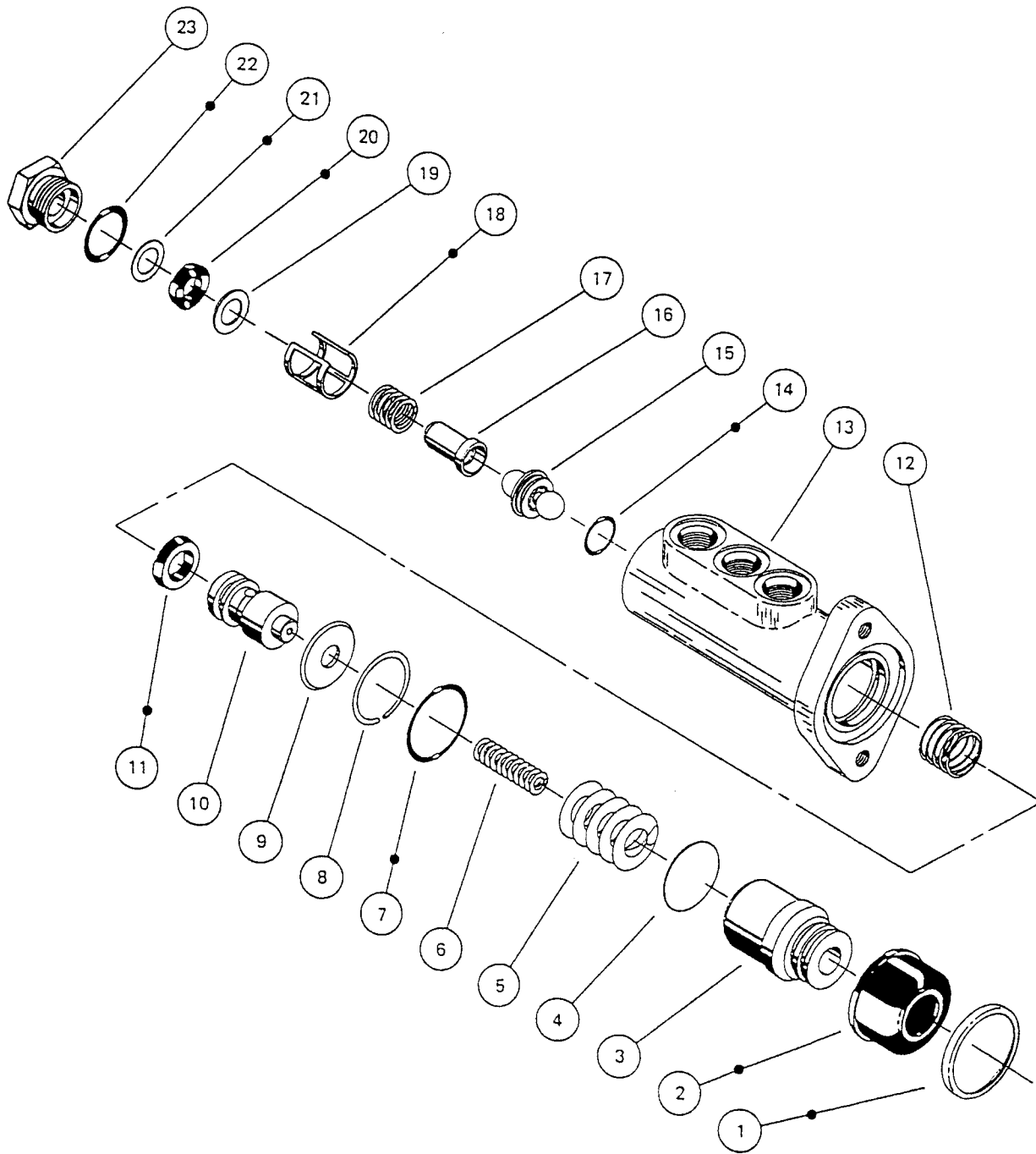
(7) INDICATOR SEAL KIT



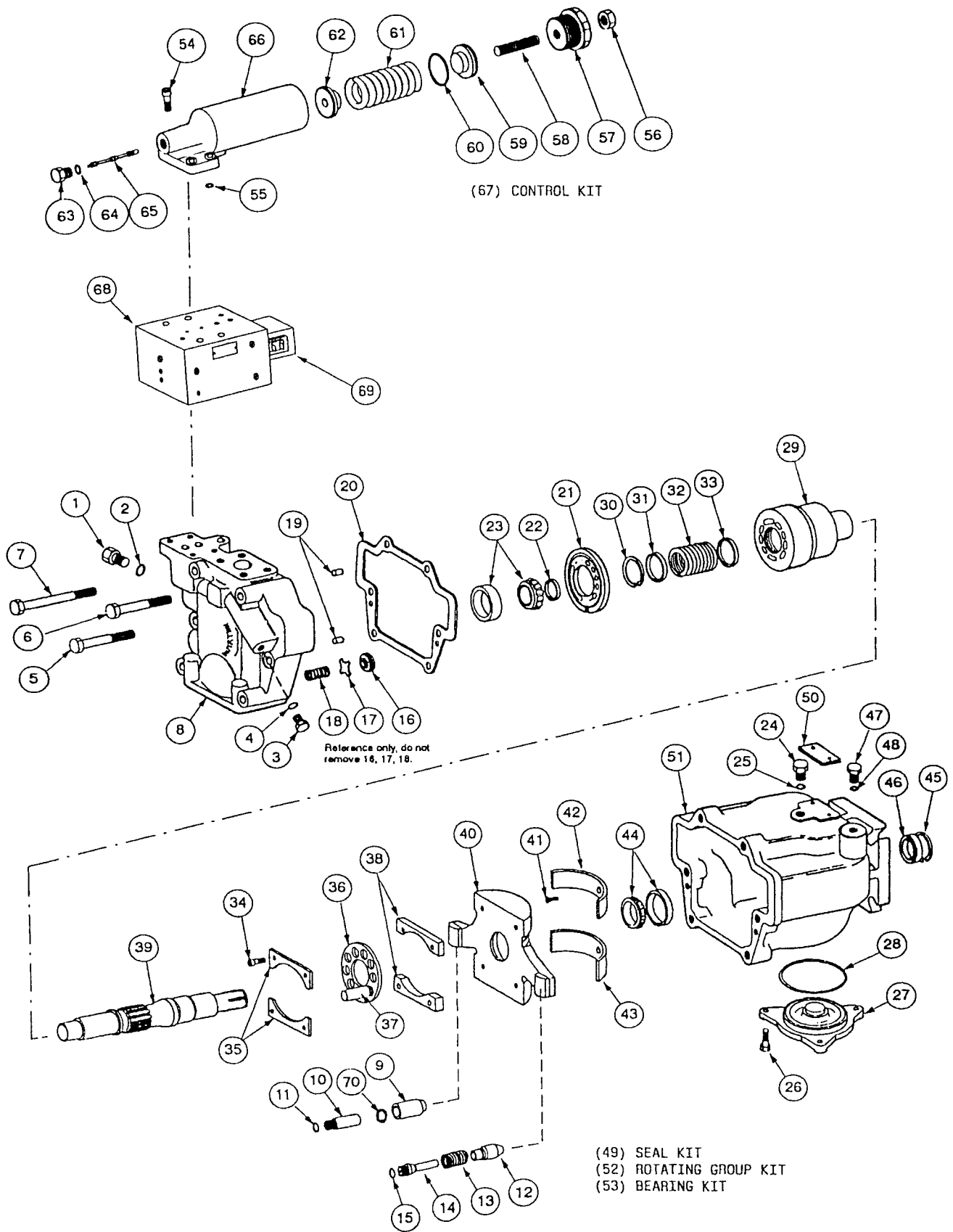
ITEM	NUMBER	DESCRIPTION	REQD
1	7-256-17	HEAD ASSEMBLY	1
2	7-256-18	BY-PASS VALVE	1
3	7-256-04	ELEMENT & O-RING	1
4	7-256-19	O-RING / BOWL	1
5	7-256-20	BOWL	1
6	7-256-21	DRAIN PLUG & O-RING	1
7	7-256-22	SEAL KIT / INDICATOR	REF



ITEM	NUMBER	DESCRIPTION	REQD
1	7-256-24	HEAD	1
2	7-256-05	ELEMENT & O-RING	1
3	7-256-03	GAGE	1
4	7-256-23	FILTER ASSEMBLY	1



ITEM	NUMBER	DESCRIPTION	REQD
1	7-198-09	RING	1
2	7-198-20	BOOT	1
3	7-198-04	PISTON	1
4		SHIM / ITEMS 25-28	
5	7-198-10	SPRING	1
6		SPRING / NOT USED THIS MODEL	
7	7-198-21	O-RING	1
8	7-198-11	RETAINER RING	1
9	7-198-22	WASHER	1
10	7-198-12	PISTON	1
11	7-198-13	CUP	1
12	7-198-14	SPRING	1
13	7-198-30	HOUSING	1
14	7-198-15	O-RING	1
15	7-198-35	VALVE & BALL ASSEMBLY	1
16	7-198-27	GUIDE	1
17	7-198-17	SPRING	1
18	7-198-16	SPACER SHEEVE	1
19	7-198-28	WASHER	1
20	7-198-18	CUP	1
21	7-198-29	BACK-UP RING	1
22	7-198-19	O-RING	1
23	7-198-31	PLUG	1
24			
25	7-198-05	SHIM / AS REQD	
26	7-198-06	SHIM / AS REQD	
27	7-198-07	SHIM / AS REQD	
28	7-198-08	SHIM / AS REQD	
29			
30	7-198-36	KIT-ITEMS 1,2,7,11,14,18,20,21,22	



ITEM	NUMBER	DESCRIPTION	REQD
1	7-321-04	PLUG	1
2	7-321-05	O-RING *	1
3	7-321-04	PLUG	1
4	7-321-05	O-RING *	1
5	7-321-06	SCREW	4
6	7-321-07	SCREW	1
7	7-321-08	SCREW	1
8	7-321-09	VALVE BLOCK	1
9	7-321-10	CONTROL PISTON	1
10	7-321-11	CONTROL ROD	1
11	7-321-12	O-RING *	1
12	7-321-13	BIAS PISTON	1
13	7-321-14	SPRING	1
14	7-321-15	BIAS ROD	1
15	7-321-12	O-RING *	1
16	7-321-16	SEAT	1
17	7-321-17	POPPET	1
18	7-321-18	SPRING	1
19	7-321-19	PIN	2
20	7-321-20	GASKET *	1
21	7-321-21	VALVE PLATE	1
22	7-321-22	SHAFT SPACER KIT	1
23	7-321-23	BEARING	1
24	7-321-24	PLUG	1
25	7-321-25	O-RING *	1
26	7-321-26	SCREW	3
27	7-321-27	COVER	1
28	7-321-28	O-RING *	1
29	7-321-29	CYLINDER BLOCK	1
30	7-321-30	RETAINING RING	1
31	7-321-31	SPRING GUIDE	1
32	7-321-32	SPRING	1
33	7-321-33	SPRING GUIDE	1
34	7-321-34	SCREW	4
35	7-321-35	LIMITER	2
36	7-321-36	SHOE CAGE	1
37	7-321-37	PISTON KIT	1
38	7-321-38	SPACER	2
39	7-321-71	SHAFT	1
40	7-321-40	YOKE	1
41	7-321-41	SCREW	2
42	7-321-42	SADDLE BEARING	1
43	7-321-43	SADDLE BEARING	1
44	7-321-44	BEARING	1
45	7-321-45	RETAINING RING	2
46	7-321-46	SHAFT SEAL	2
47	7-321-47	PLUG	1
48	7-321-48	O-RING *	1
49	7-321-49	SEAL KIT (INCLUDES PARTS MARKED *)	REF
50	7-321-52	S/N PLATE	1
51	7-321-53	HOUSING	1
52	7-321-50	ROTATING GROUP KIT (29-33,35-37)	REF
53	7-321-51	BEARING KIT (23,41,42,43,44)	REF
54	7-321-54	SCREW	4

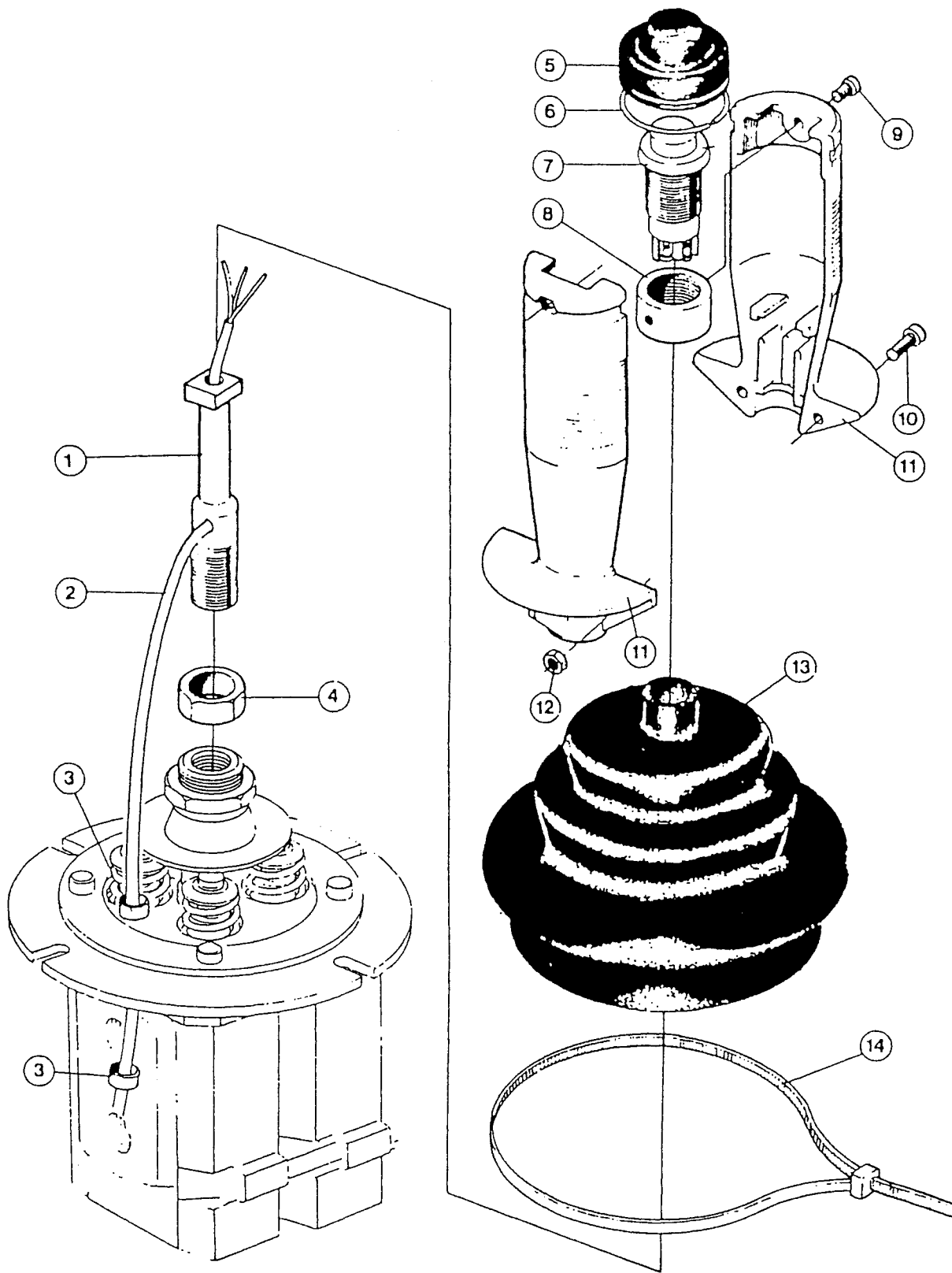
DRAWING
NUMBER

P4-1552

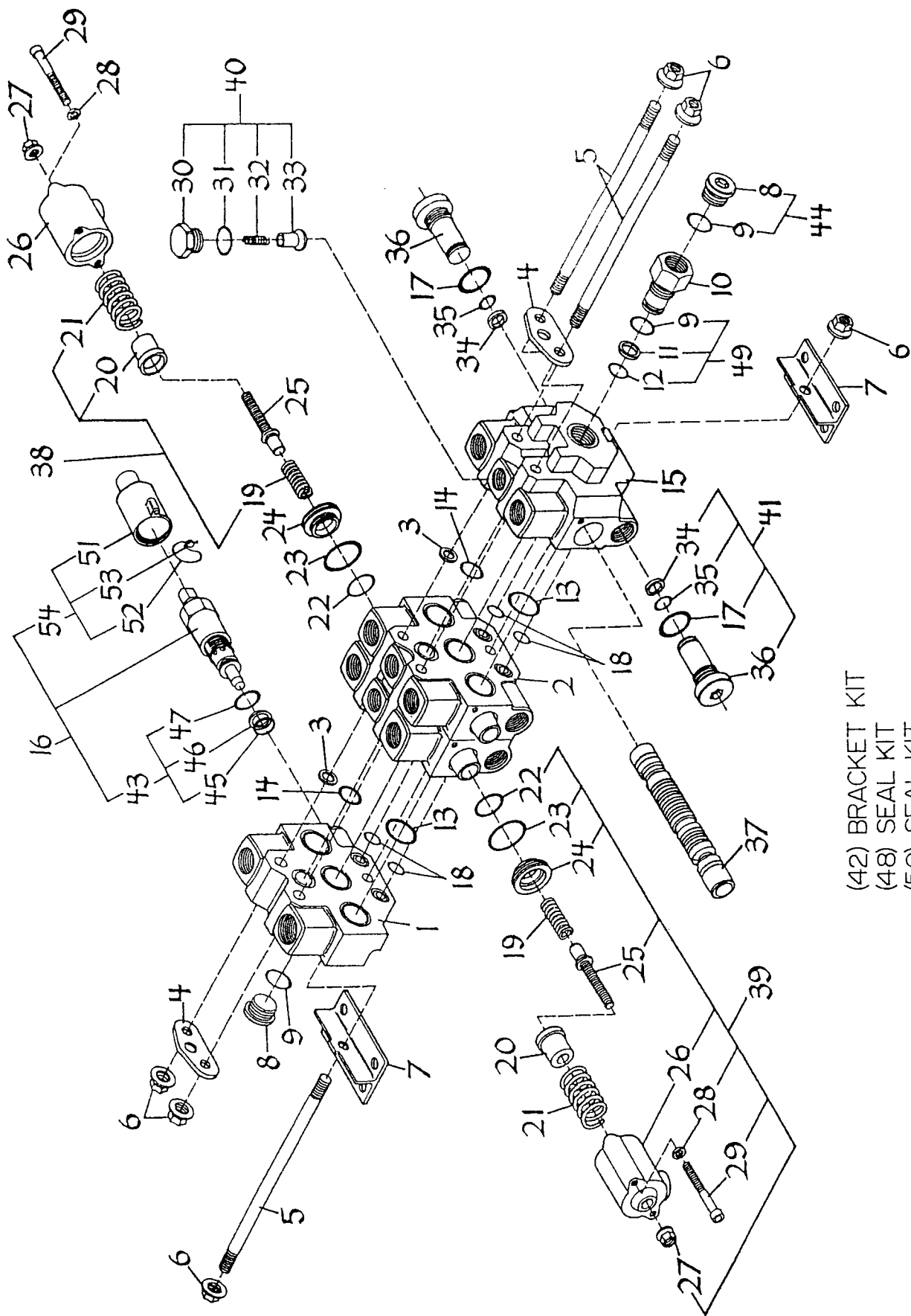
HYDRAULIC PUMP ASSEMBLY / 7-321-73
SS-842 SQUARE SHOOTER

PAGE
NUMBER 60A

ITEM	NUMBER	DESCRIPTION	REQD
55	7-321-55	O-RING *	3
56	7-321-56	NUT	1
57	7-321-57	PLUG	1
58	7-321-58	ADJUSTING SCREW	1
59	7-321-59	SPRING SEAT	1
60	7-321-60	O-RING *	1
61	7-321-61	SPRING	1
62	7-321-62	SPRING GUIDE	1
63	7-321-63	PLUG	1
64	7-321-64	O-RING *	1
65	7-321-65	SPOOL / PRESSURE COMPENSATOR	1
66	7-321-66	CONTROL BODY	1
67	7-321-67	CONTROL KIT (ITEMS 54 THRU 66)	REF
68	7-321-68	PUMP DESTROKE VALVE	1
69	7-321-69	COIL / PUMP DESTROKE	1
70	7-321-74	SHIM	1



ITEM	NUMBER	DESCRIPTION	REQD
1		LEVER	1
2	7-200-17	WIRE	1
3	7-200-18	WIRE CLAMP	2
4	7-200-16	NUT	1
5	7-200-09	SEALING CAP	1
6	7-200-10	LOCK RING	1
7	7-200-07	SWITCH	1
8	7-200-72	SWITCH MOUNTING RING	1
9	7-200-11	SCREW	2
10	7-200-12	SCREW	2
11	7-200-14	HANDLE / 2 PARTS	1
12	7-200-13	NUT	2
13	7-200-05	BELLOWS	1
14	7-200-19	CLAMPING RING	1
15	7-200-15	HANDLE KIT (ITEM 1 and 5 THRU 14)	REF



(42) BRACKET KIT
 (48) SEAL KIT
 (50) SEAL KIT

ITEM	NUMBER	DESCRIPTION	REQD
1	7-200-117	INLET SECTION with SPOOL	1
2	7-200-118	CONTROL SECTION with SPOOLS	1
3	7-200-50	SPACER	6
4	7-200-91	LIFTING LUG	2
5	7-200-44	TIE ROD	3
6	7-200-45	FLANGE NUT	6
7	7-200-46	BRACKET	2
8	7-200-39	PLUG	2
9	7-200-92	O-RING	3
10	7-200-38	ADAPTER	1
11	7-200-93	BACK-UP RING	1
12	7-200-94	O-RING	1
13	7-200-95	O-RING	6
14	7-200-96	O-RING	2
15	7-200-119	OUTLET SECTION with SPOOL	1
16	7-200-120	MAIN RELIEF ASSEMBLY	1
17	7-200-52	O-RING	6
18	7-200-97	O-RING	4
19	7-200-98	SPRING	6
20	7-200-99	CASING / SPRING CENTERING	6
21	7-200-100	SPRING / CENTERING	6
22	7-200-101	O-RING	6
23	7-200-102	O-RING	6
24	7-200-103	SUPPORT RING	6
25	7-200-104	ADJUSTING SCREW	6
26	7-200-105	CAP	6
27	7-200-61	FLANGE NUT	6
28	7-200-62	WASHER	12
29	7-200-63	SCREW	12
30	7-200-64	PLUG	3
31	7-200-106	O-RING	3
32	7-200-66	SPRING	3
33	7-200-107	POPPET	3
34	7-200-68	BACK-UP RING	6
35	7-200-69	O-RING	6
36	7-200-70	Y-PLUG	6
37		SPOOL (with items 2 and 15)	3
38	7-200-108	SPRING KIT (ITEMS 19,20,21)	REF
39	7-200-109	CAP ASSY (ITEMS 22 THRU 29)	REF
40	7-200-76	CHECK VALVE ASSY (ITEMS 30 THRU 33)	REF
41	7-200-77	Y-PLUG ASSY (ITEMS 17,34,35,36)	REF
42	7-200-110	BRACKET KIT (ITEMS 4,6,7)	REF
43	7-200-111	SEAL KIT (ITEMS 45,46,47)	REF
44	7-200-78	PLUG KIT (ITEMS 8 & 9)	REF
45	7-200-112	O-RING	1
46	7-200-113	BACK-UP RING	1
47	7-200-52	O-RING	1
48	7-200-114	SEAL KIT (ITEMS 22,23,27)	REF
49	7-200-115	SEAL KIT (ITEMS 9,11,12)	REF
50	7-200-116	SEAL KIT (ITEMS 3,13,14,18)	REF
51	7-200-121	SEALING CAP	1
52	7-200-122	SEALING WIRE	1
53	7-200-123	SEALING LEAD	1
54	7-200-124	SEALING CAP KIT (ITEMS 51,52,53)	REF

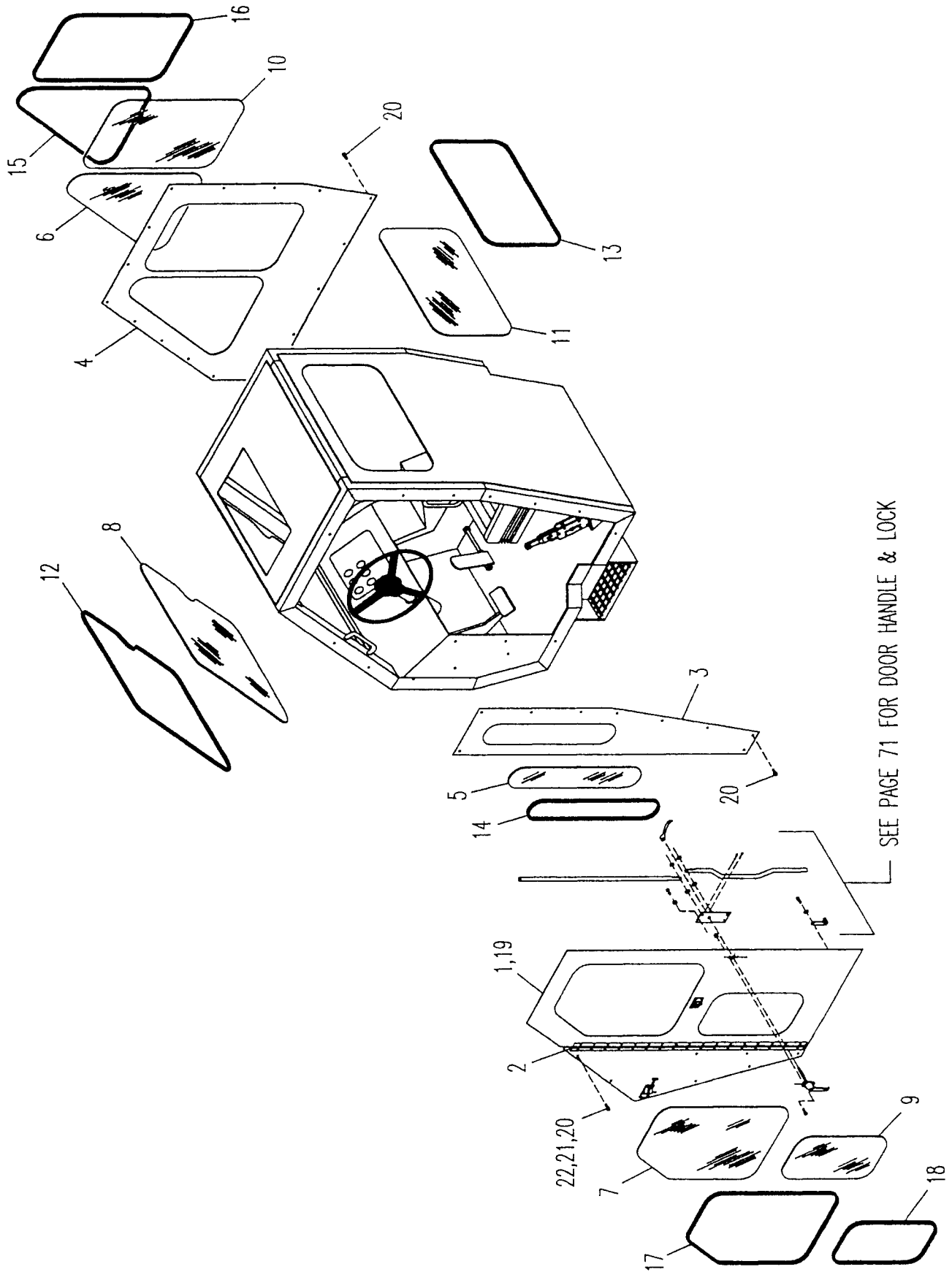
DRAWING
NUMBER

P4-1425

MAIN VALVE ASSEMBLY / 7-200-80
SS-624 SS-636 SS-836 SS-842 SS-1048

PAGE
NUMBER 62A

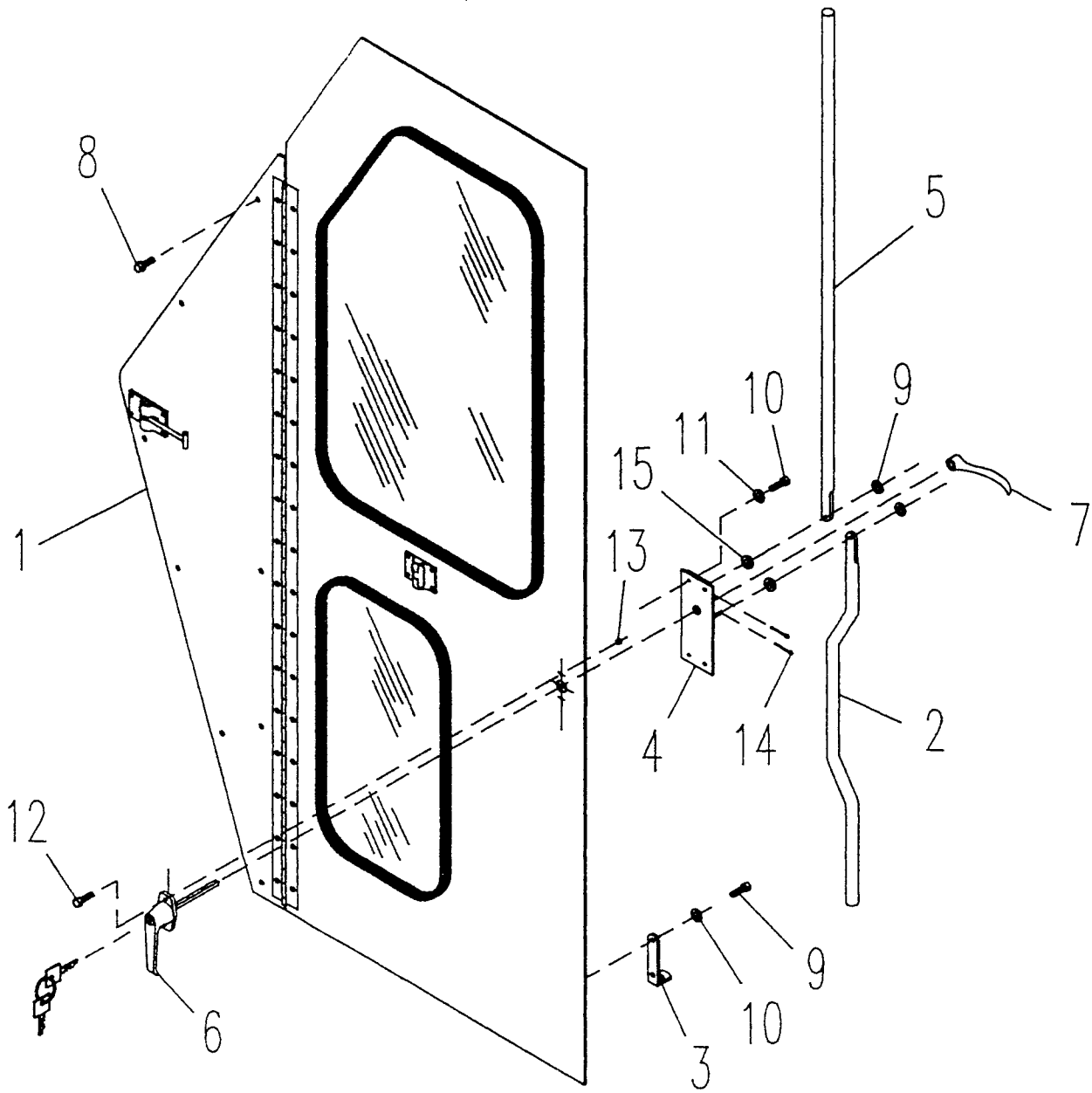
OPTIONAL EQUIPMENT
SECTION



SEE PAGE 71 FOR DOOR HANDLE & LOCK

<p>70 PAGE NUMBER</p>	<p>CAB ASSEMBLY / FIXED WINDOW ALL MACHINES w/ NEW CANOPY</p>	<p>DRAWING NUMBER P4-1539</p>
-----------------------	---	-------------------------------

ITEM	NUMBER	DESCRIPTION	REQD
1	4-1561	DOOR WELDMENT	1
2	2-1124-2	HINGE / REF. ONLY	REF
3	4-1568	REAR PANEL / DOOR SIDE	1
4	4-1569	RIGHT HAND PANEL / FIXED WINDOWS	1
5	6-3910-01	GLASS / REAR PANEL-DOOR SIDE	1
6	6-3910-02	GLASS / RIGHT HAND PANEL (FRONT)	1
7	6-3910-03	GLASS / DOOR (UPPER)	1
8	6-3910-04	GLASS / WINDSHIELD	REF
9	6-4110-01	GLASS / DOOR (LOWER)	1
10	6-4110-02	GLASS / RIGHT HAND PANEL (REAR)	1
11	6-4110-04	GLASS / REAR PANEL	REF
12	6-9608-991	RUBBER / WINDSHIELD	REF
13	6-9608-668	RUBBER / REAR WINDOW	REF
14	6-9608-520	RUBBER / REAR PANEL-DOOR SIDE	1
15	6-9608-673	RUBBER / RIGHT HAND PANEL (FRONT)	1
16	6-9608-696	RUBBER / RIGHT HAND PANEL (REAR)	1
17	6-9608-700	RUBBER / DOOR (UPPER)	1
18	6-9608-448	RUBBER / DOOR (LOWER)	1
19	7-194-49	WEATHERSTRIP 5/32 x 3/8 x 10 FT.	1
20	7-194-47	SELF-TAPPING SCREW 5/16 NC x 3/4	33
21	6-6201-05	HEX NUT 5/16 NC	4
22	6-6212-05	FLATWASHER 5/16	4



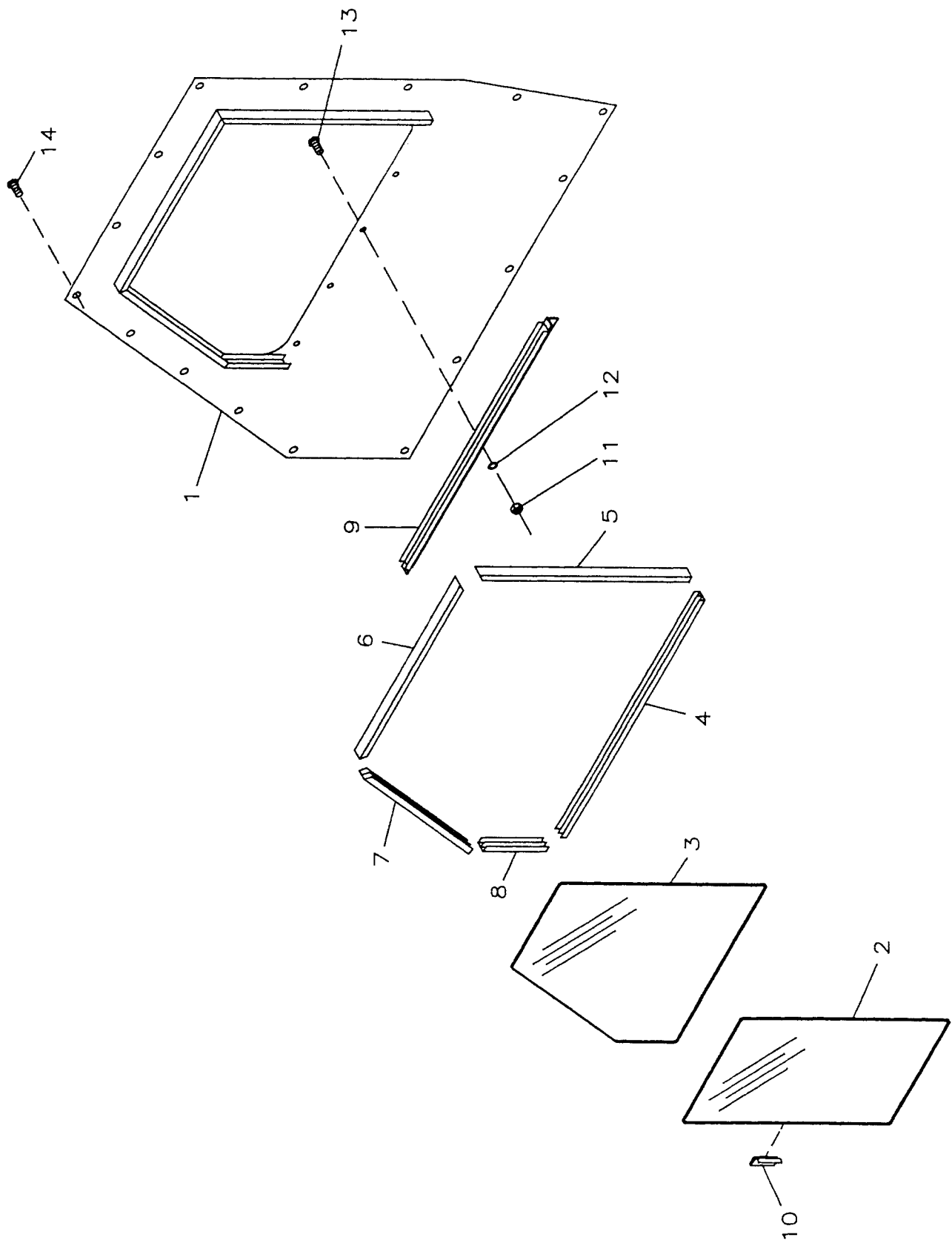
ITEM	NUMBER	DESCRIPTION	REQD
1	4-1561	DOOR WELDMENT	REF
2	2-1069	LOWER CATCH ROD (MODIFIED)	1
3	1-1077	ROD GUIDE (MODIFIED)	1
4	7-294-01	LOCK ASSEMBLY (ITEMS 4,14 & 15)	1
5	1-1099	UPPER CATCH ROD (MODIFIED)	1
6	1-1078	4 IN. LOCKING HANDLE (MODIFIED)	1
7	7-294-03	INSIDE HANDLE	1
8	7-194-47	SELF-TAPPING SCREW 5/16 NC x 3/4	REF
9	6-6286-12	FLATWASHER #10	2
10	6-5204-05	CAPSCREW 1/4 NC x 5/8 LG.	6
11	6-6211-04	LOCKWASHER 1/4	6
12	6-6284-10	MACHINE SCREW #10-24 x 5/8 LG. SS	2
13	6-6286-04	HEX NUT #10-24 SS	2
14	-----	COTTER PIN (With Item 4) (2)	REF
15	-----	RUBBER WASHER (With Item 4) (2)	REF

DRAWING
NUMBER

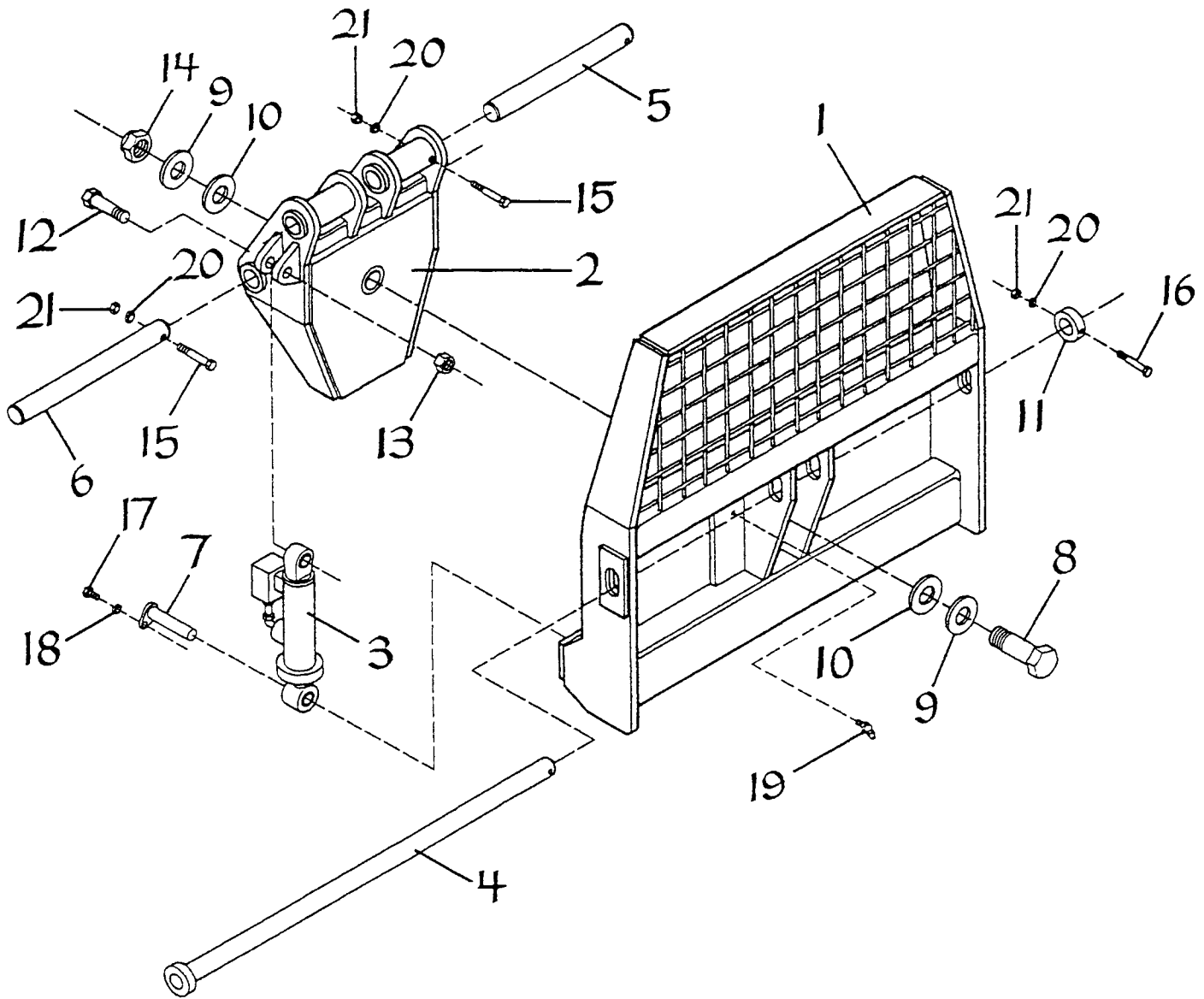
P4-1580

CAB DOOR ASSEMBLY
ALL MACHINES w/ NEW CANOPY

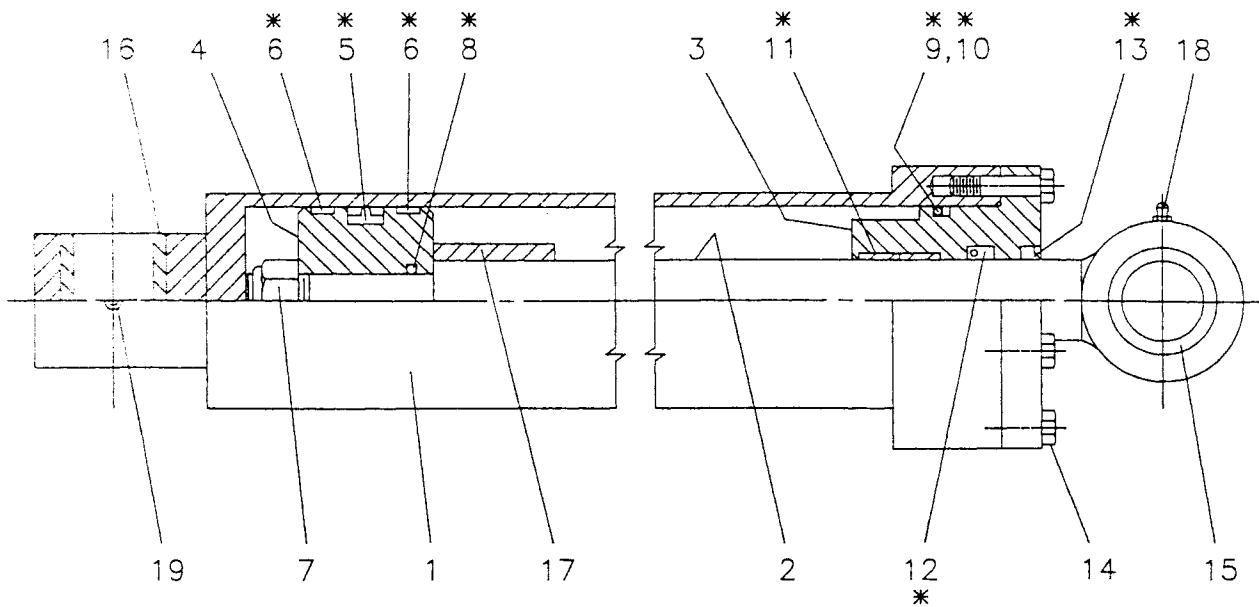
PAGE
NUMBER 71A



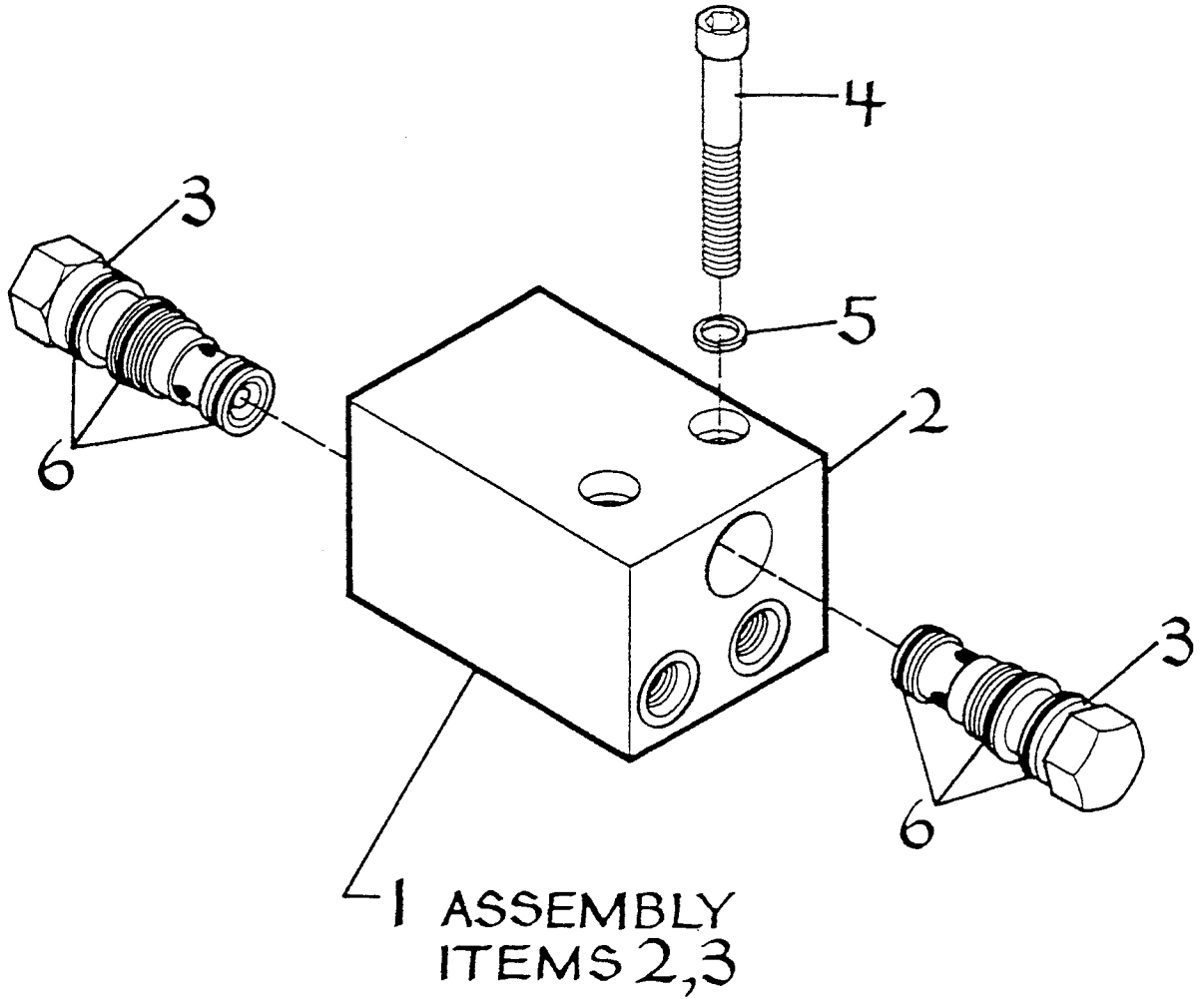
ITEM	NUMBER	DESCRIPTION	REQD
1	4-1562	PANEL / SLIDING WINDOW	1
2	6-4010-01	GLASS / RH REAR / SLIDING	1
3	6-3910-05	GLASS / RH FRONT / SLIDING	1
4	6-9614-240	RUBBER CHANNEL	1
5	6-9614-181	RUBBER CHANNEL	1
6	6-9614-177	RUBBER CHANNEL	1
7	6-9614-147	RUBBER CHANNEL	1
8	6-9614-54	RUBBER CHANNEL	1
9	4-1562-1	CHANNEL WELDMENT / REMOVABLE	REF
10	7-226-03	HANDLE / SLIDING WINDOW	1
11	6-6201-04	HEX NUT 1/4 NC	5
12	6-6211-04	LOCKWASHER 1/4	5
13	6-5204-06	CAPSCREW 1/4 NC x 3/4 LG.	5
14	7-194-47	SELF-TAPPING SCREW 5/16 NC x 3/4	16



ITEM	NUMBER	DESCRIPTION	REQD
1	SEE TABLE	ROTATING FORK FRAME	REF
2	4-1528	PIVOT FRAME / SS-842	1
3	7-316-05	CYLINDER / ROTATE	1
4	SEE TABLE	PIN / FORK TINE	REF
5	6-3016-01	PIN / HEAD END TILT CYLINDER	1
6	6-3316-168	PIN / PIVOT SMALL BOOM	REF
7	2-1066	PIN / HEAD END ROTATE CYLINDER	1
8	1-1072	BOLT / FORK FRAME ROTATE	1
9	1-1073	WASHER / STEEL	2
10	6-6600-06	WASHER / BRONZE	2
11	1-1074	COLLAR / FORK PIN	REF
12	1-1071	BOLT / BASE END ROTATE CYLINDER	1
13	6-6206-20	NUT / BASE END ROTATE CYLINDER	1
14	7-280-02	NUT / FORK FRAME ROTATE	1
15	6-5208-30	CAPSCREW 1/2 NC x 3 3/4 LG.	REF
16	6-5208-36	CAPSCREW 1/2 NC x 4 1/2 LG.	REF
17	6-5206-08	CAPSCREW 3/8 NC x 1 LG.	1
18	6-6211-06	LOCKWASHER 3/8	1
19	6-6301	LUBE FITTING 1/8 NPT STR.	3
20	6-6211-08	LOCKWASHER 1/2	REF
21	6-6201-08	HEX NUT 1/2 NC	REF
22	4-1118-16	ROTATE STOP (NOT SHOWN)	1
23			
24		TABLE / FORK FRAMES & PINS	
25			
26	4-1118	ROTATE FORK FRAME / 48 WIDE	REF
27	4-1292	ROTATE FORK FRAME / 60 WIDE	REF
28	4-1170	ROTATE FORK FRAME / 72 WIDE	REF
29	2-1067-10	PIN / FORK TINE / 48 WIDE	REF
30	2-1067-12	PIN / FORK TINE / 60 WIDE	REF
31	2-1067-11	PIN / FORK TINE / 72 WIDE	REF

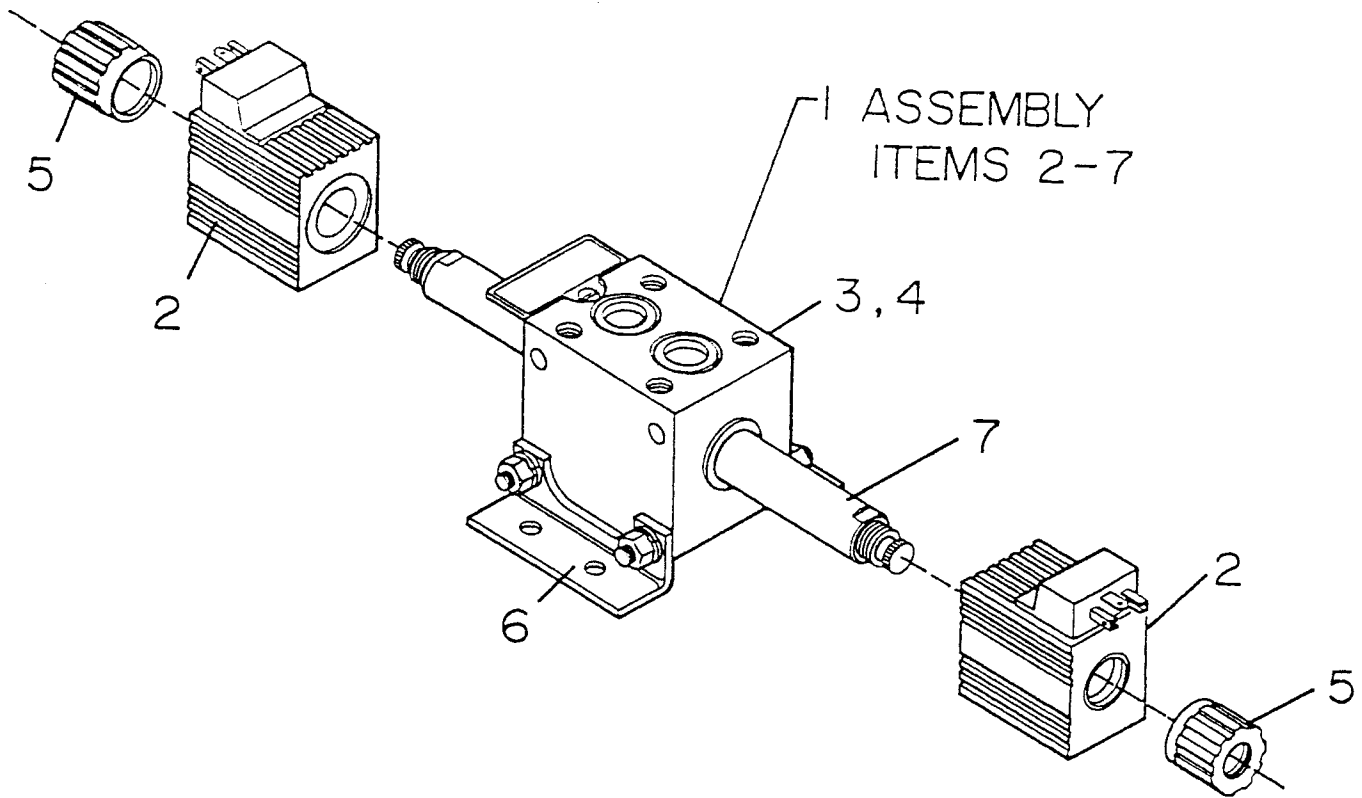


ITEM	NUMBER	DESCRIPTION	REQD
1	7-316-136	TUBE WELDMENT	1
2	7-316-119	SHAFT	1
3	7-316-99	HEAD	1
4	7-316-109	PISTON	1
5	7-316-51	SEAL / PISTON (*)	1
6	7-316-62	WEAR RING / PISTON (*)	2
7	7-316-72	SELF-LOCKING NUT	1
8	7-316-77	O-RING / STUB SHAFT (*)	1
9	7-316-88	O-RING / HEAD (*)	1
10	7-316-89	BACK-UP RING / HEAD (*)	1
11	7-316-42	WEAR RING / HEAD (*)	2
12	7-316-22	SEAL / SHAFT (*)	1
13	7-316-32	WIPER / SHAFT (*)	1
14	7-316-95	CAPSCREW 7/16	4
15	7-316-158	BRONZE BUSHING / Ref 6-4510-16	1
16	7-316-159	BRONZE BUSHING / Ref 6-4510-12	1
17	7-316-140	SPACER	1
18	7-316-150	LUBE FITTING / SHAFT END	1
19	7-316-149	LUBE FITTING / BASE END	1
20			
21	7-900-25	SEAL KIT / ITEMS MARKED (*)	REF

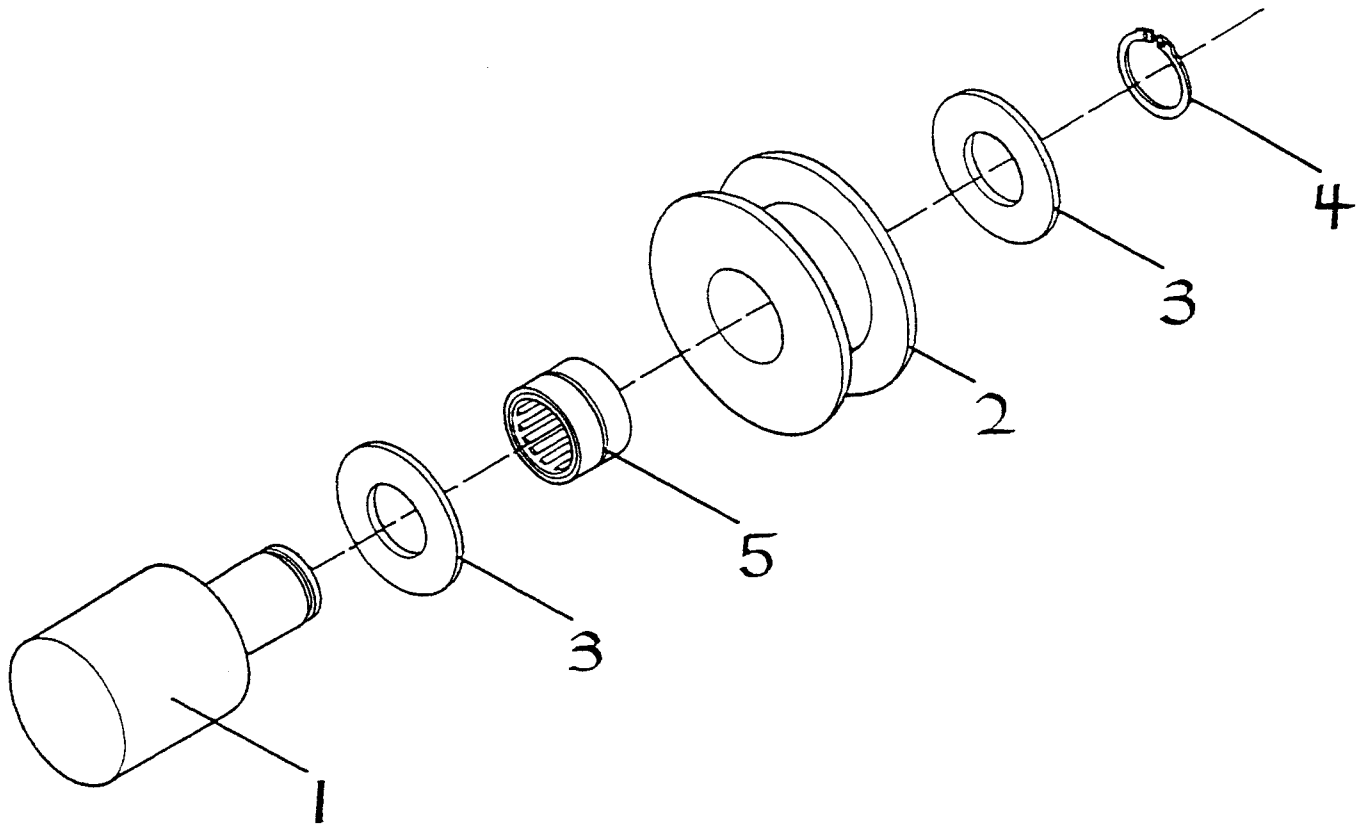


ITEM	NUMBER	DESCRIPTION	REQD
1	7-234-35	DUAL PILOT CHECK VALVE ASSY	1
2	7-234-46	BODY	1
3	7-234-18	CARTRIDGE / PILOT CHECK	2
4	6-5605-20	CAPSCREW SH 5/16 NC x 2 1/2 LG.	2
5	6-6214-05	LOCKWASHER 5/16 HI-COLLAR	2
6	7-234-29	SEAL KIT	2

ITEM	NUMBER	DESCRIPTION	REQD
1	7-316-05	CYLINDER / ROTATE	REF
2	6-6493-02	FITTING / 06 OR x 06 TUBE 90	1
3	6-6501-32	TUBING 3/8 x 4 LG.	1
4	6-6492-02	FITTING / 06 OR x 06 TUBE STR	1
5	7-234-35	DUAL CHECK VALVE	1
6	6-5605-20	CAPSCREW / SH 5/16 NC x 2 1/2 LG.	2
7	6-6214-05	LOCKWASHER 5/16 HI-COLLAR	2
8	6-6450-08	FITTING / 06 OR x 06 JIC STR	2
9	6-6453-06	FITTING / 06 OR x 06 JIC 90	1
10	6-7023-128	HOSE / 06 x 06-90 x 64 LG.	1
11	6-7023-128	HOSE / 06 x 06-90 x 64 LG.	1
12	7-273-27	CLAMP HALF SET / 3/8 HOSE / TWIN	1
13	3-1222-1	BULKHEAD MOUNTING PLATE	1
14	6-6477-05	FITTING / 06 JIC BH-UNION 90	2
15	7-292-03	BONDED HOSE	1
16	7-292-01	HOSE REEL ASSEMBLY	1
17	1-2020	MOUNT / HOSE REEL	REF
18	1-2020	MOUNT / HOSE REEL	REF
19	6-6450-08	FITTING / 06 OR x 06 JIC STR	2
20	6-5208-32	CAPSCREW 1/2 NC x 4 LG.	2
21	6-6201-08	HEX NUT 1/2 NC	2
22	6-6211-08	LOCKWASHER 1/2	2
23	6-6450-08	FITTING / 06 OR x 06 JIC STR	2
24	6-7013-22	HOSE / 06 x 08 x 11 LG.	1
25	6-7013-22	HOSE / 06 x 08 x 11 LG.	1
26	6-6490-03	FITTING / 08 JIC x 08 TUBE STR	4
27	7-273-21	CLAMP HALF SET / 1/2 TUBE / TWIN	3
28	3-1064-5	FORMED TUBE 1/2 OD	1
29	3-1064-6	FORMED TUBE 1/2 OD	1
30	6-7043-184	HOSE / 08 x 06-90 x 92 LG.	1
31	6-7043-184	HOSE / 08 x 06-90 x 92 LG.	1
32	7-244-31	4-WAY ELECTRIC VALVE	1
33	6-6452-03	FITTING / 06 OR x 06 JIC 45	2
34	6-7003-62	HOSE / 06 x 06 x 31 LG.	1
35	6-6453-04	FITTING / 06 OR x 04 JIC 90	1
36	6-6426-09	FITTING / 06 NPT x 06 JIC 45	1
37	6-7022-62	HOSE / 04 x 04-90 x 31 LG.	1
38	6-6450-05	FITTING / 06 OR x 04 JIC STR	REF
39	7-127-04	SWITCH / ROTATE	1
40	6-6406-08	FITTING / 12 NPT x 06 NPT REDUCER	1
41	6-5204-08	CAPSCREW 1/4 NC x 1 LG.	4
42	6-6211-04	LOCKWASHER 1/4	4
43	7-273-23	TOP PLATE / 3/8 HOSE CLAMP	1
44	6-5205-14	CAPSCREW 5/16 NC x 1 3/4 LG.	1
45	7-273-23	TOP PLATE / 1/2 TUBE CLAMP	3
46	6-5205-10	CAPSCREW 5/16 NC x 1 1/4 LG.	3
47	7-244-27	DIN CONNECTOR	2
48	6-9615-192	HOSE ARMOR 1.00 ID x 24 LG.	1



ITEM	NUMBER	DESCRIPTION	REQD
1	7-244-31	ELECTRIC VALVE ASSY / 4-WAY	1
2	7-244-40	COIL / DIN	2
3	7-244-17	SPOOL	1
4	7-244-18	VALVE BODY	1
5	7-244-19	END CAP	2
6	7-244-44	BRACKET ASSEMBLY	1
7	7-244-24	TUBES & PIN / SPOOL ACTUATING	1



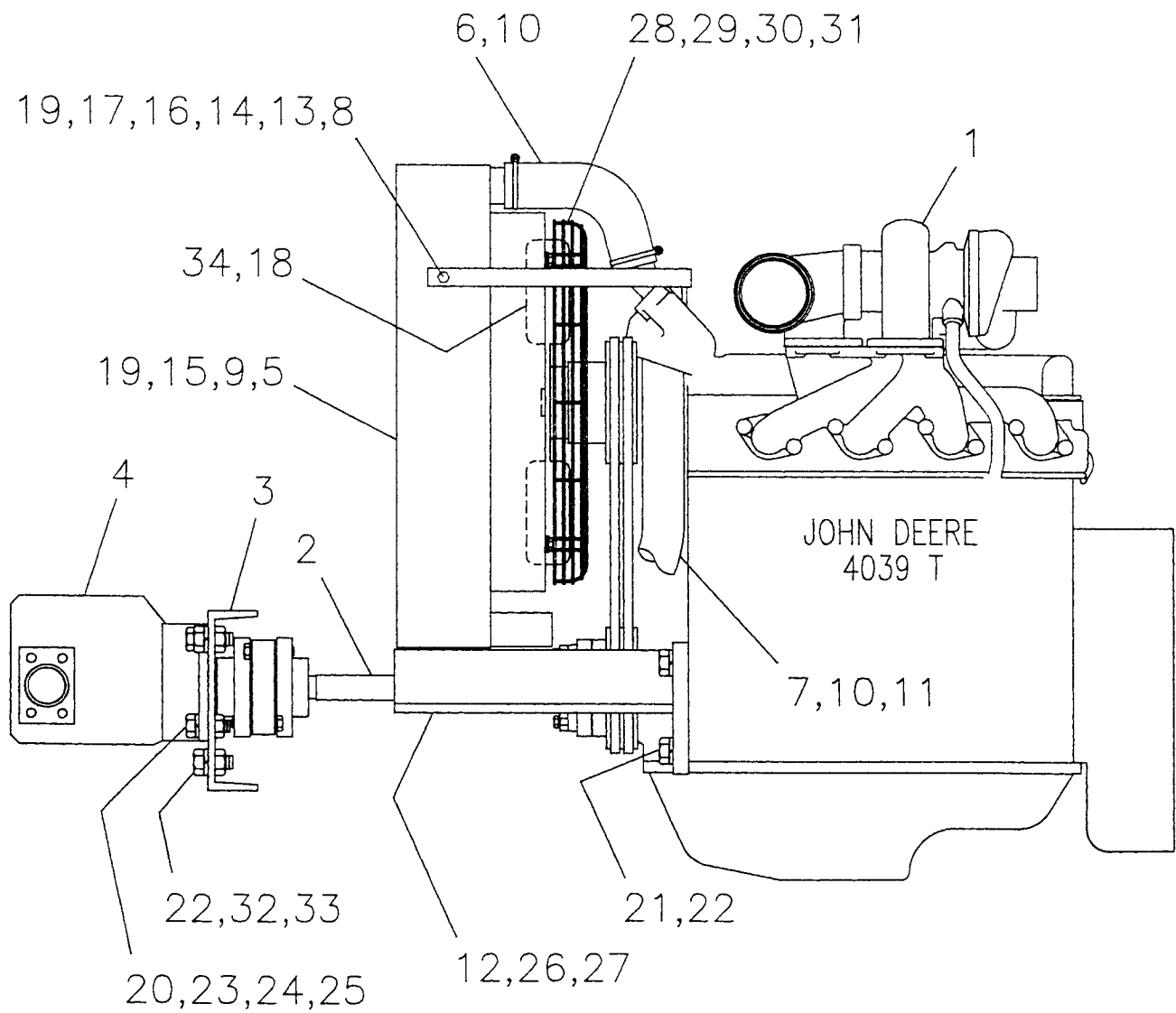
ITEM	NUMBER	DESCRIPTION	REQD
1	3-1222-2	PIN / HOSE ROLLER	1
2	2-1065	SHEAVE	1
3	6-6600-12	BRONZE WASHER	2
4	7-239-04	RETAINING RING	1
5	7-193-05	BEARING	1

DRAWING
NUMBER

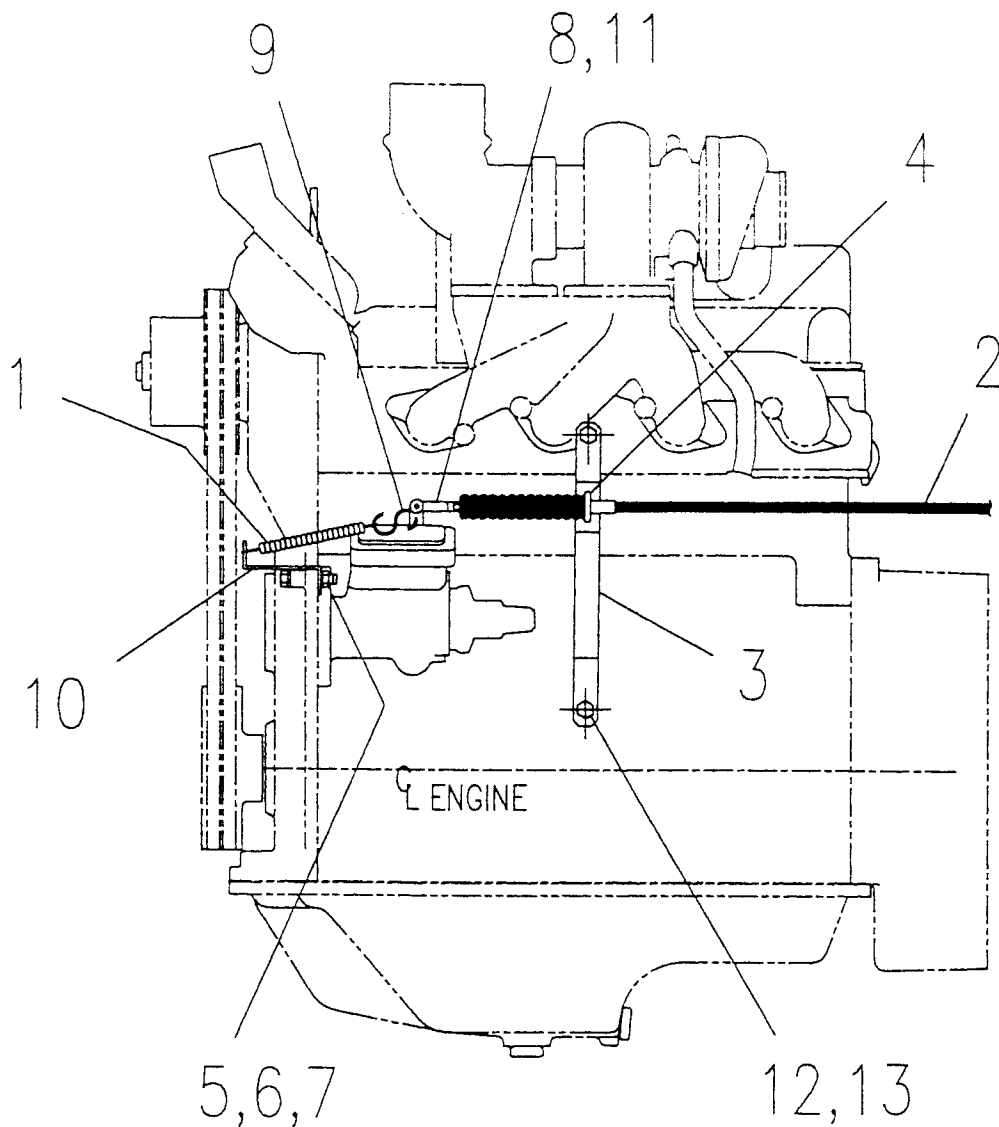
P3-1223

HOSE ROLLER ASSEMBLY
SS-636 / SS-842 SQUARE SHOOTER

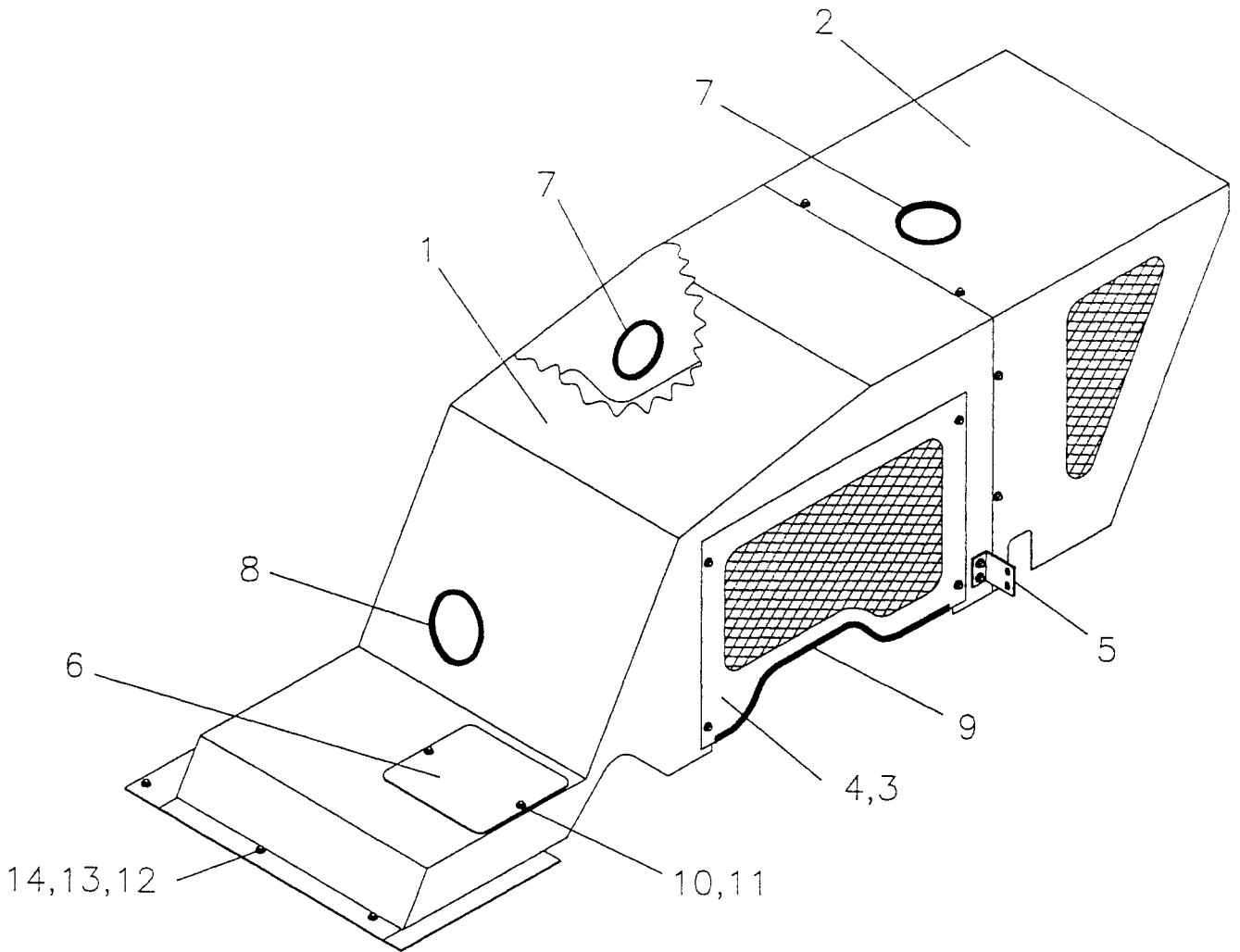
PAGE
NUMBER 78



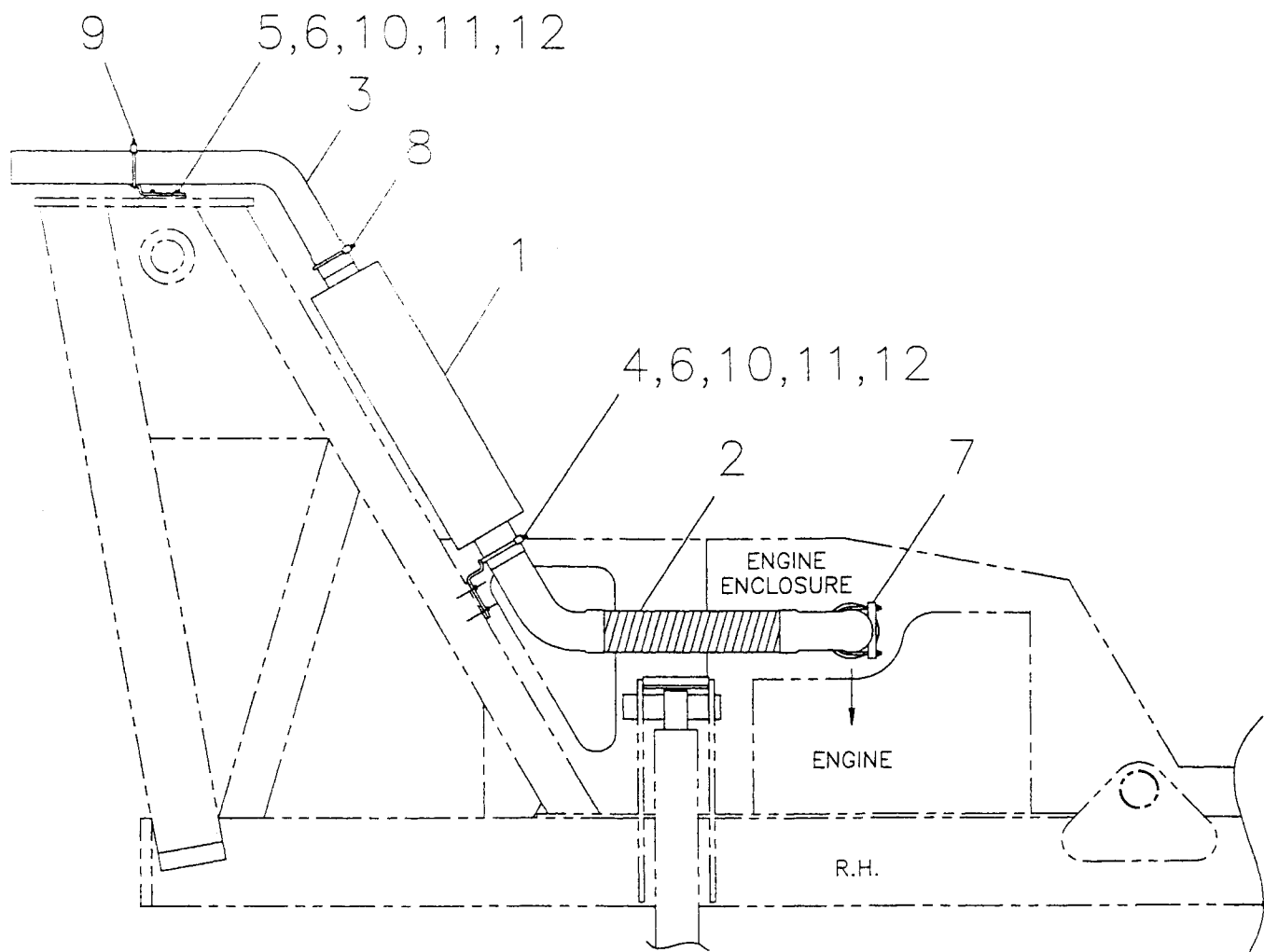
ITEM	NUMBER	DESCRIPTION	REQD
1	7-183-92	ENGINE ASSEMBLY / JD-4039T	1
2	P4-1537	DRIVESHAFT ASSEMBLY / PUMP	REF
3	3-1278	MOUNT / PUMP	1
4	7-321-73	PUMP ASSEMBLY	REF
5	7-311-03	RADIATOR	1
6	7-183-50	RADIATOR HOSE / UPPER	1
7	7-183-51	RADIATOR HOSE / LOWER	1
8	2-1143	MOUNTING STRAP / RADIATOR	2
9	1-2017	VIBRATION PAD / RADIATOR	2
10	6-6252-09	CLAMP / RADIATOR HOSE	3
11	6-6252-12	CLAMP / RADIATOR HOSE	1
12	6-6226-12	DOWEL PIN / ENGINE	2
13	6-5206-06	CAPSCREW 3/8 NC x 3/4 LG.	2
14	6-5206-08	CAPSCREW 3/8 NC x 1 LG.	2
15	6-5206-16	CAPSCREW 3/8 NC x 2 LG.	2
16	6-6211-06	LOCKWASHER 3/8	2
17	6-6212-06	FLATWASHER 3/8	4
18	7-183-38	FAN	REF
19	6-6205-06	SELF LOCKING NUT 3/8 NC	4
20	6-5208-14	CAPSCREW 1/2 NC x 1 3/4 LG.	4
21	6-5610-18	CAPSCREW SH 5/8 NC x 2 1/4 LG.	4
22	6-6211-10	LOCKWASHER 5/8	8
23	6-6212-08	FLATWASHER 1/2	4
24	6-6211-08	LOCKWASHER 1/2	4
25	6-6201-08	HEX NUT 1/2 NC	4
26	3-1288	ENGINE MOUNT / LH	1
27	3-1289	ENGINE MOUNT / RH	1
28	7-183-91	FAN GUARD	REF
29	6-6212-05	FLATWASHER 5/16	4
30	6-5205-08	CAPSCREW 5/16 NC x 1 LG.	4
31	6-6211-05	LOCKWASHER 5/16	4
32	6-5310-14	CAPSCREW 5/8 NF x 1 3/4 LG.	4
33	6-6202-10	HEX NUT 5/8 NF	4
34	7-183-72	SPACER / FAN	REF



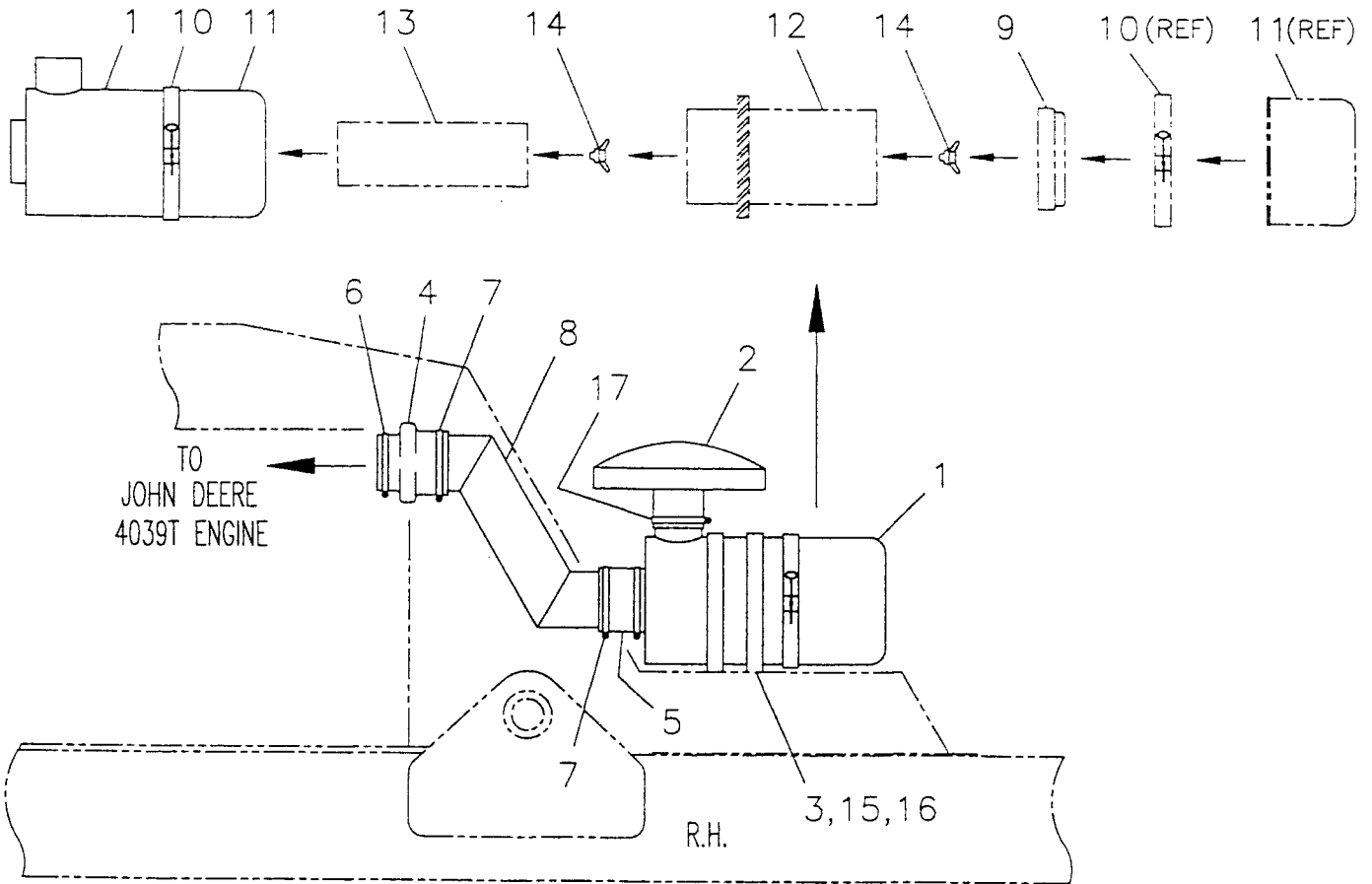
ITEM	NUMBER	DESCRIPTION	REQD
1	7-194-20	SPRING / RETURN	1
2	7-266-02	CABLE / ACCELERATOR	REF
3	3-1250	MOUNT / ACCELERATOR CABLE	1
4	7-194-07	U-BOLT W/ NUTS	1
5	6-5206-14	CAPSCREW 3/8 NC x 1 3/4 LG.	1
6	6-6211-06	LOCKWASHER 3/8	1
7	6-6201-06	HEX NUT 3/8 NC	1
8	7-194-05	YOKE W/ CLEVIS PIN & COTTER PIN	1
9	7-194-18	S-HOOK	1
10	1-1017	MOUNT / RETURN SPRING	1
11	6-6208-04	JAM NUT 1/4-28 (W/ CABLE)	REF
12	6-5209-08	CAPSCREW 9/16 NC x 1 LG.	REF
13	6-6211-09	LOCKWASHER 9/16	REF



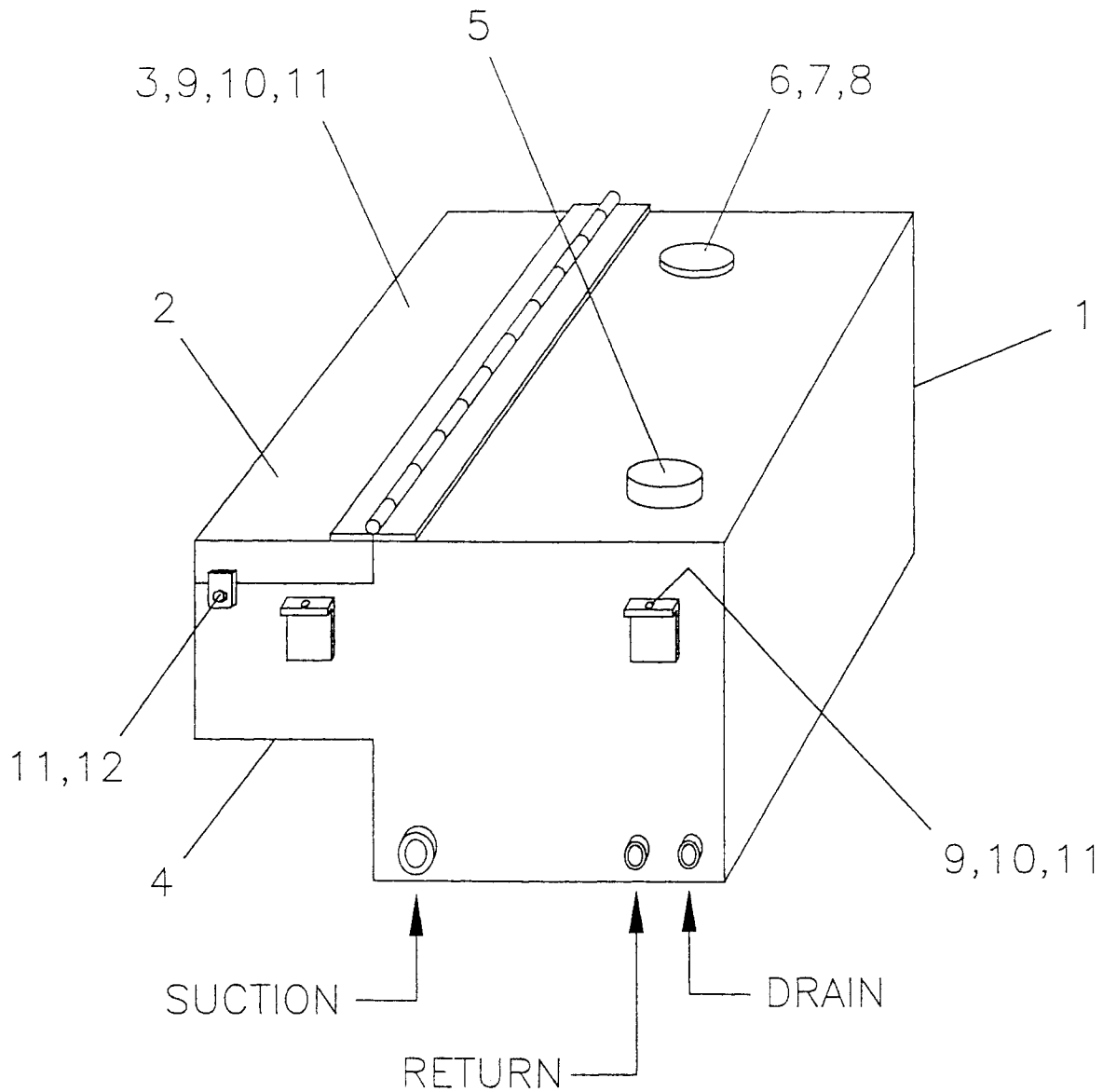
ITEM	NUMBER	DESCRIPTION	REQD
1	4-1574	HOUSING / FRONT	REF
2	4-1575	HOUSING / REAR	REF
3	4-1576-10	SIDE PANEL / RH	REF
4	4-1576-20	SIDE PANEL / LH	REF
5	2-1144	SUPPORT BRACKET (2)	REF
6	3-1249-1	ACCESS COVER	REF
7	6-9601-136	EDGING 1/4 x 17 LG.	2
8	6-9601-130	EDGING 1/4 x 16 1/4 LG.	1
9	6-9601-232	EDGING 1/4 x 29 LG.	2
10	7-290-01	BODY BOLT 5/16 NC x 3/4 LG. (21)	REF
11	6-6212-04	FLATWASHER 1/4	21
12	6-5206-06	CAPSCREW 3/8 NC x 3/4 LG.	8
13	6-6211-06	LOCKWASHER 3/8	8
14	6-6212-06	FLATWASHER 3/8	8
15	4-1573	ENGINE ENCLOSURE (ITEMS 1-6,10)	1



ITEM	NUMBER	DESCRIPTION	REQD
1	7-282-03	MUFFLER	1
2	4-1572	EXHAUST PIPE / FLEXIBLE	1
3	3-1291	TAILPIPE	1
4	2-1150	BRACKET / MUFFLER	1
5	1-1141	BRACKET / TAILPIPE	1
6	1-1026	VIBRATION PAD	2
7	7-319-09	CLAMP / MUFFLER / 4 IN.	1
8	7-319-11	CLAMP / MUFFLER / 3 1/2 IN.	1
9	7-319-10	CLAMP / MUFFLER / 3 IN.	1
10	6-5206-08	CAPSCREW 3/8 NC x 1 LG.	4
11	6-6211-06	LOCKWASHER 3/8	4
12	6-6212-06	FLATWASHER 3/8	4



ITEM	NUMBER	DESCRIPTION	REQD
1	7-183-63	AIR CLEANER ASSEMBLY	REF
2	7-135-21	HOOD	REF
3	7-135-02	MOUNTING BAND	2
4	7-135-14	HUMP REDUCER	1
5	6-9617-24	RUBBER HOSE 3.5 ID x 3 LG.	1
6	6-6252-13	CLAMP / WORM	1
7	6-6252-15	CLAMP / WORM	3
8	3-1247	AIR INLET PIPE	1
9	7-183-61	BAFFLE	REF
10	7-183-60	CLAMP ASSEMBLY / BODY	REF
11	7-183-62	CUP	REF
12	7-183-58	FILTER / PRIMARY	REF
13	7-183-57	FILTER / SAFETY	REF
14	7-183-59	WING NUT / with WASHER	REF
15	6-5205-06	CAPSCREW 5/16 NC x 3/4 LG.	4
16	6-6211-05	LOCKWASHER 5/16	4
17	6-6252-15	CLAMP / WORM (WITH ITEM 2)	REF

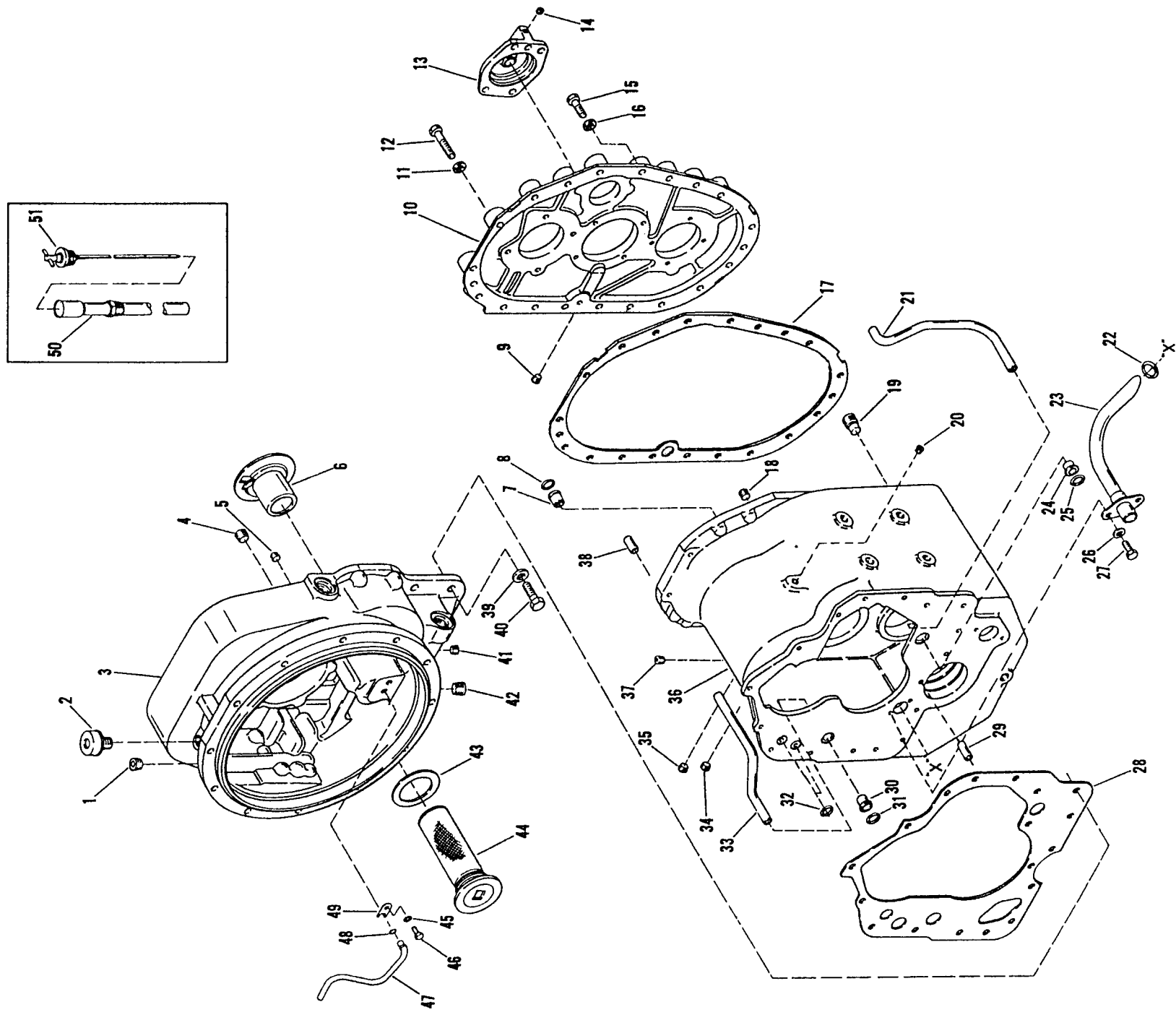


ITEM	NUMBER	DESCRIPTION	REQD
1	4-1571	FUEL TANK / BATTERY BOX	1
2	1-1095	PLYWOOD PAD / BATTERY BOX	1
3	1-1096	HOLD DOWN / BATTERY	1
4	7-194-09	GROMMET / BATTERY BOX	2
5	7-264-01	FILLER CAP / FUEL	1
6	7-172-03	SENDER / FUEL GAUGE	REF
7	7-172-15	GASKET / FUEL SENDER	1
8	6-6284-07	MACHINE SCREW 10-32 x 1/2 LG.	5
9	6-5206-08	CAPSCREW 3/8 NC x 1 LG.	6
10	6-6212-06	FLATWASHER 3/8	14
11	6-6211-06	LOCKWASHER 3/8	7
12	6-5206-06	CAPSCREW 3/8 NC x 3/4 LG.	1

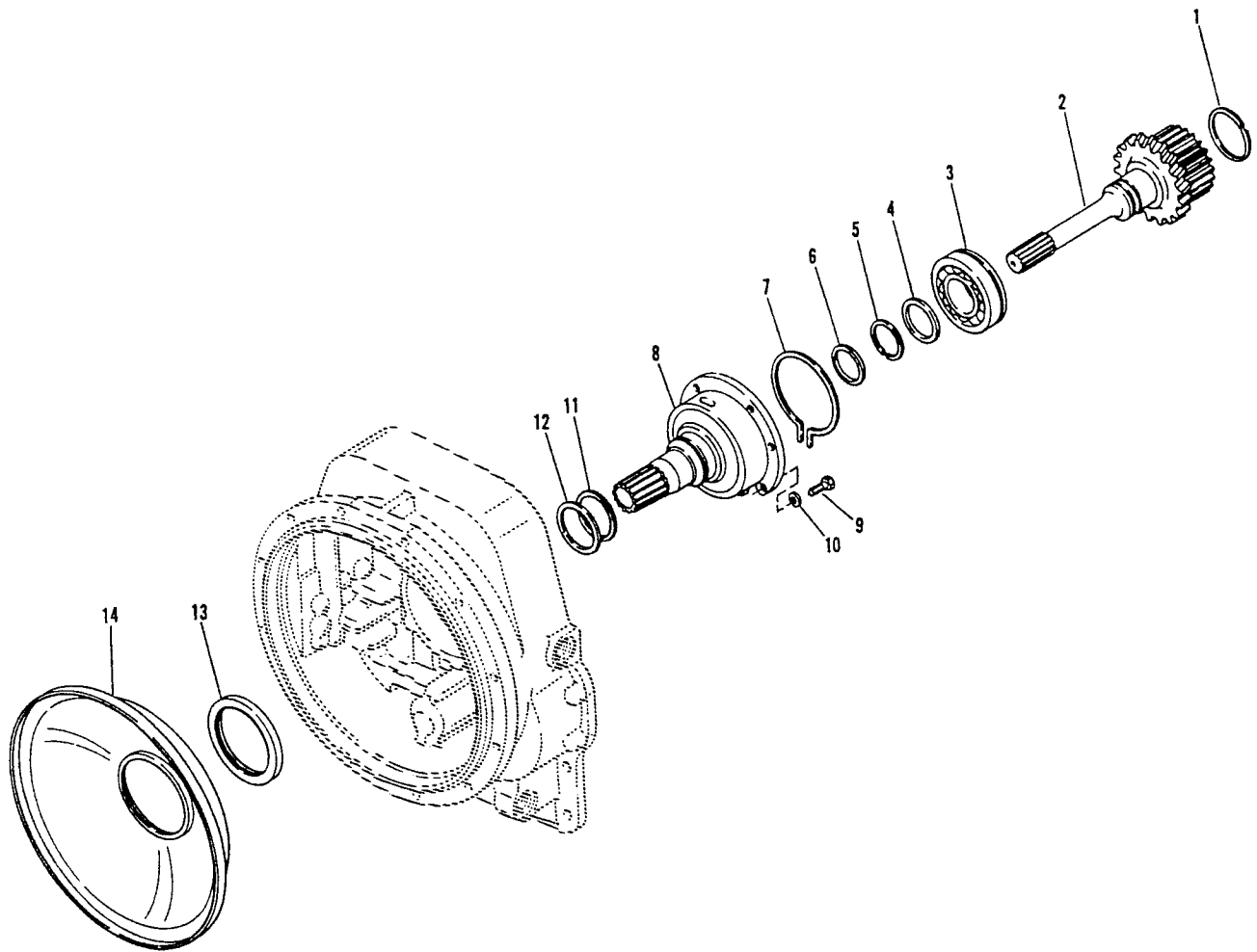
DATE: AUG 8, 1995
TRANSMISSION SECTION
CLARK 18000 INTERMEDIATE

* * * INDEX * * *

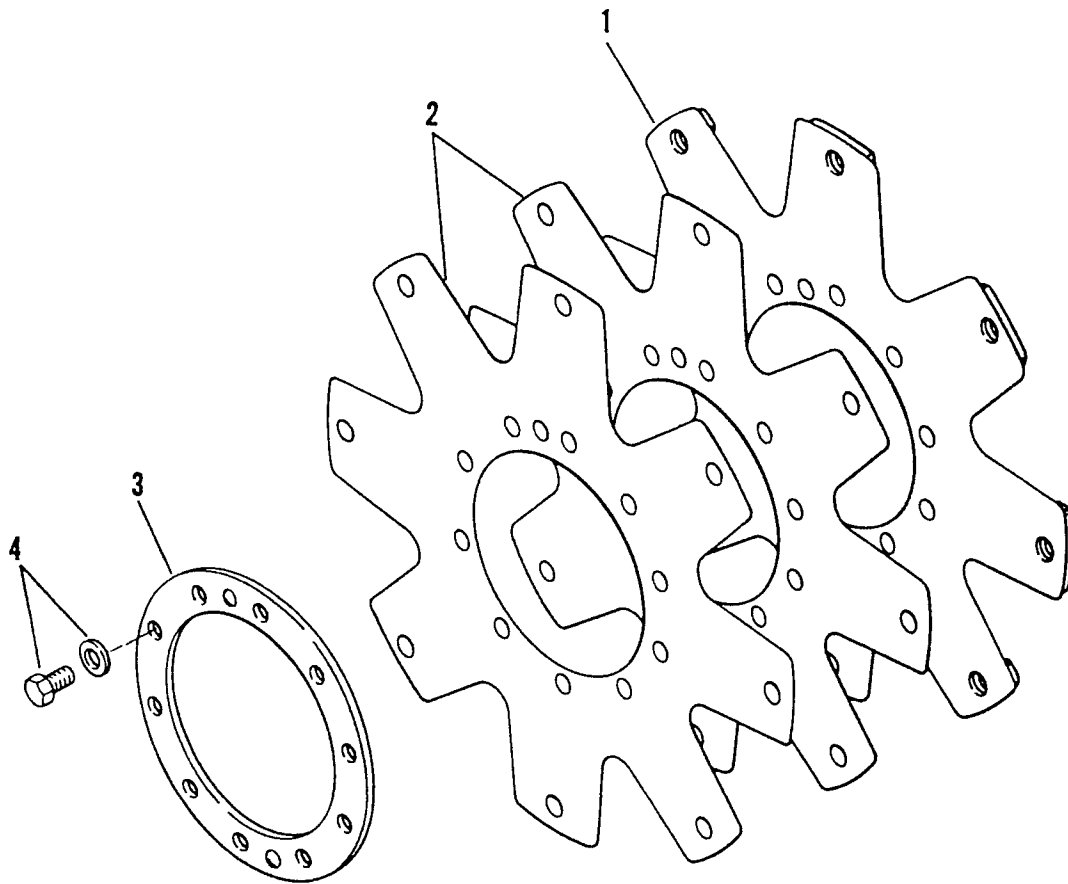
PAGES	DESCRIPTION	DRAWING
1-2	CONVERTER HOUSING / CASE & COVER	P1-2032
3	TURBINE SHAFT & STATOR SUPPORT	P1-2033
4	DRIVE PLATE GROUP	P1-2034
5	MODULATOR VALVE ASSEMBLY	P1-2035
6	PARKING BRAKE GROUP	P1-2036
7-8	HYDRAULIC CONTROL VALVE ASSY	P1-2037
9	CHARGING PUMP & FILTER GROUP	P1-2038
11-12	OUTPUT SHAFT GROUP	P1-2039
13-14	3rd SHAFT CLUTCH GROUP	P1-2040
15-16	LOW SPEED SHAFT GROUP	P1-2041
17-18	REVERSE & 2nd SHAFT GROUP	P1-2042
19	REVERSE IDLER GROUP	P1-2043
21-22	FORWARD SHAFT GROUP	P1-2044
23	CHARGING PUMP DRIVE GROUP	P1-2045
24	AUXILIARY PUMP DRIVE GROUP	P1-2046
25-26	TORQUE CONVERTER ASSEMBLY GROUP	P1-2047



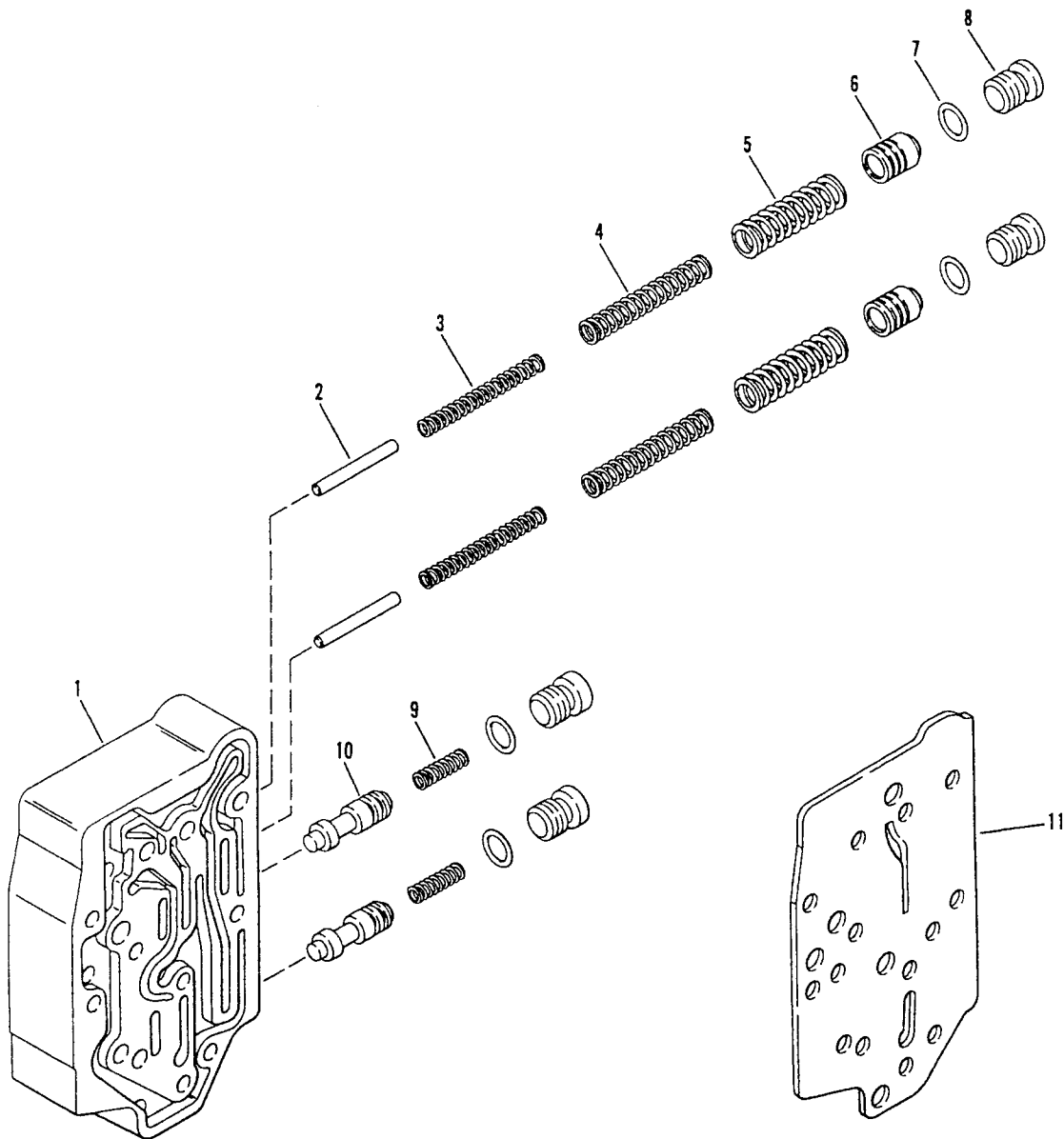
ITEM	NUMBER	DESCRIPTION	REQD
1	7-126-04	PIPE PLUG	1
2	7-126-05	BREATHER / AIR	1
3	7-126-260	HOUSING ASSEMBLY / CONVERTER	1
4	7-126-07	PIPE PLUG	1
5	7-126-08	PIPE PLUG	1
6	7-126-09	SLEEVE / CONVERTER HOUSING	1
7	7-126-21	SLEEVE / TUBE	1
8	7-126-20	O-RING	1
9	7-126-08	PIPE PLUG	1
10	7-126-261	REAR COVER	1
11	7-126-10	LOCKWASHER	10
12	7-126-262	SCREW	10
13	7-126-263	CAP / BEARING	1
14	7-126-30	PLUG	1
15	7-126-262	SCREW	10
16	7-126-10	LOCKWASHER	10
17	7-126-264	GASKET	1
18	7-126-04	PIPE PLUG	1
19	7-126-33	DRAIN PLUG / MAGNETIC	1
20	7-126-265	PIPR PLUG	1
21	7-126-266	TUBE / CLUTCH LUBE	1
22	7-126-37	O-RING	1
23	7-126-267	SUCTION TUBE ASSEMBLY	1
24	7-126-41	TUBE SLEEVE	1
25	7-126-20	O-RING	1
26	7-126-14	LOCKWASHER	2
27	7-126-15	SCREW	2
28	7-126-268	GASKET	1
29	7-126-27	DOWEL PIN	1
30	7-126-21	TUBE SLEEVE	1
31	7-126-20	O-RING	1
32	7-126-22	O-RING	2
33	7-126-23	TUBE / LOW SPEED CLUTCH	1
34	7-126-04	PIPE PLUG	1
35	7-126-32	PIPE PLUG	1
36	7-126-269	TRANSMISSION CASE	1
37		See Items 50 & 51	
38	7-126-27	DOWEL PIN	2
39	7-126-10	LOCKWASHER	16
40	7-126-11	SCREW	16
41	7-126-08	PIPE PLUG	1
42	7-126-07	PIPE PLUG	1
43	7-126-12	GASKET	1
44	7-126-13	SCREEN ASSEMBLY	1
45	7-126-14	LOCKWASHER	1
46	7-126-15	SCREW	1
47	7-126-16	TUBE	1
48	7-126-17	O-RING	1
49	7-126-18	TUBE CLIP	1
50	7-126-270	TUBE ASSEMBLY	1
51	7-126-271	DIPSTICK	1



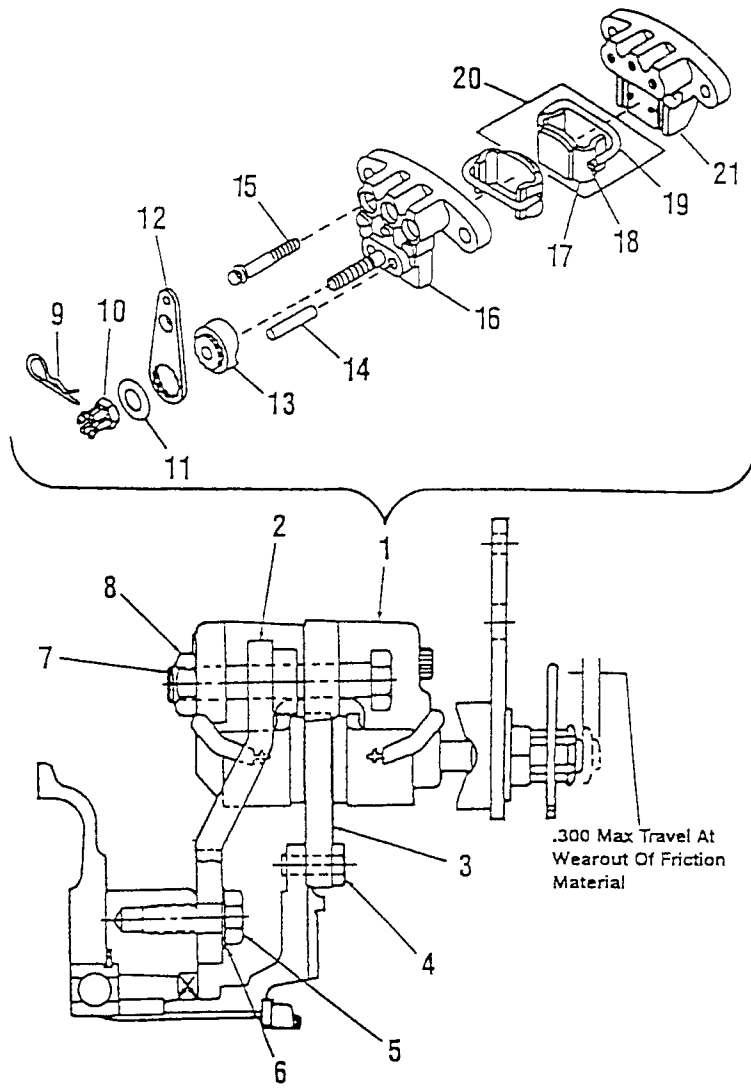
ITEM	NUMBER	DESCRIPTION	REQD
1	7-126-45	RETAINING RING	1
2	7-126-46	TURBINE SHAFT	1
3	7-126-47	BEARING	1
4	7-126-48	WASHER	1
5	7-126-49	RING	1
6	7-126-50	PISTON RING	1
7	7-126-51	SNAP RING	1
8	7-126-52	STATOR SUPPORT	1
9	7-126-53	SCREW	6
10	7-126-54	LOCKWASHER	6
11	7-126-55	SPRING	1
12	7-126-56	PISTON RING	1
13	7-126-57	OIL SEAL	1
14	7-126-58	OIL BAFFLE ASSEMBLY	1



ITEM	NUMBER	DESCRIPTION	REQD
1	7-126-279	DRIVEPLATE ASSEMBLY	1
2		DRIVEPLATE / Included In Item 1	
3	7-126-60	RING	1
4	7-126-61	SCREW & LOCKWASHER	10



ITEM	NUMBER	DESCRIPTION	REQD
1	7-126-62	MODULATOR VALVE ASSEMBLY	1
2	7-126-63	PIN / ACCUMULATOR	2
3	7-126-64	SPRING / ACCUMULATOR / INNER	2
4	7-126-65	SPRING / ACCUMULATOR / OUTER	2
5	7-126-66	SPRING / ACCUMULATOR / OUTER	2
6		ACCUMULATOR VALVE / With Item (1)	
7	7-126-67	O-RING	4
8	7-126-68	STOP PLUG	4
9	7-126-69	SPRING	2
10		REGULATOR SPOOL / With Item (1)	
11	7-126-70	GASKET	1



ITEM	NUMBER	DESCRIPTION	REQD
1	7-126-323	CALIPER ASSY (ITEMS 9 THRU 19,21)	REF
2	7-126-326	MOUNTING BRACKET ASSEMBLY	1
3	7-126-324	BRAKE DISC (.450 MIN. THICKNESS)	1
4	7-126-327	CAPSCREW	6
5	7-126-328	CAPSCREW	4
6	7-126-329	WASHER	4
7	7-126-330	CAPSCREW	2
8	7-126-331	NUT	2
9	7-126-332	HITCH PIN	1
10	7-126-333	CASTLE NUT	1
11	7-126-334	WASHER	1
12	7-126-335	LEVER	1
13	7-126-336	CAM	1
14	7-126-337	PUSH PIN	1
15	7-126-338	BOLT	3
16	7-126-339	CAM SIDE CASTING	1
17	7-126-340	PAD & HOLDER ASSEMBLY	1
18	7-126-341	SPRING RETAINER	2
19	7-126-342	SPRING	2
20	7-126-343	PAD, HOLDER, SPRING ASSY (17, 18, 19)	2
21	7-126-344	CARRIER SIDE SUB-ASSEMBLY	1
22	7-126-325	RELINING KIT / DISC BRAKE	REF

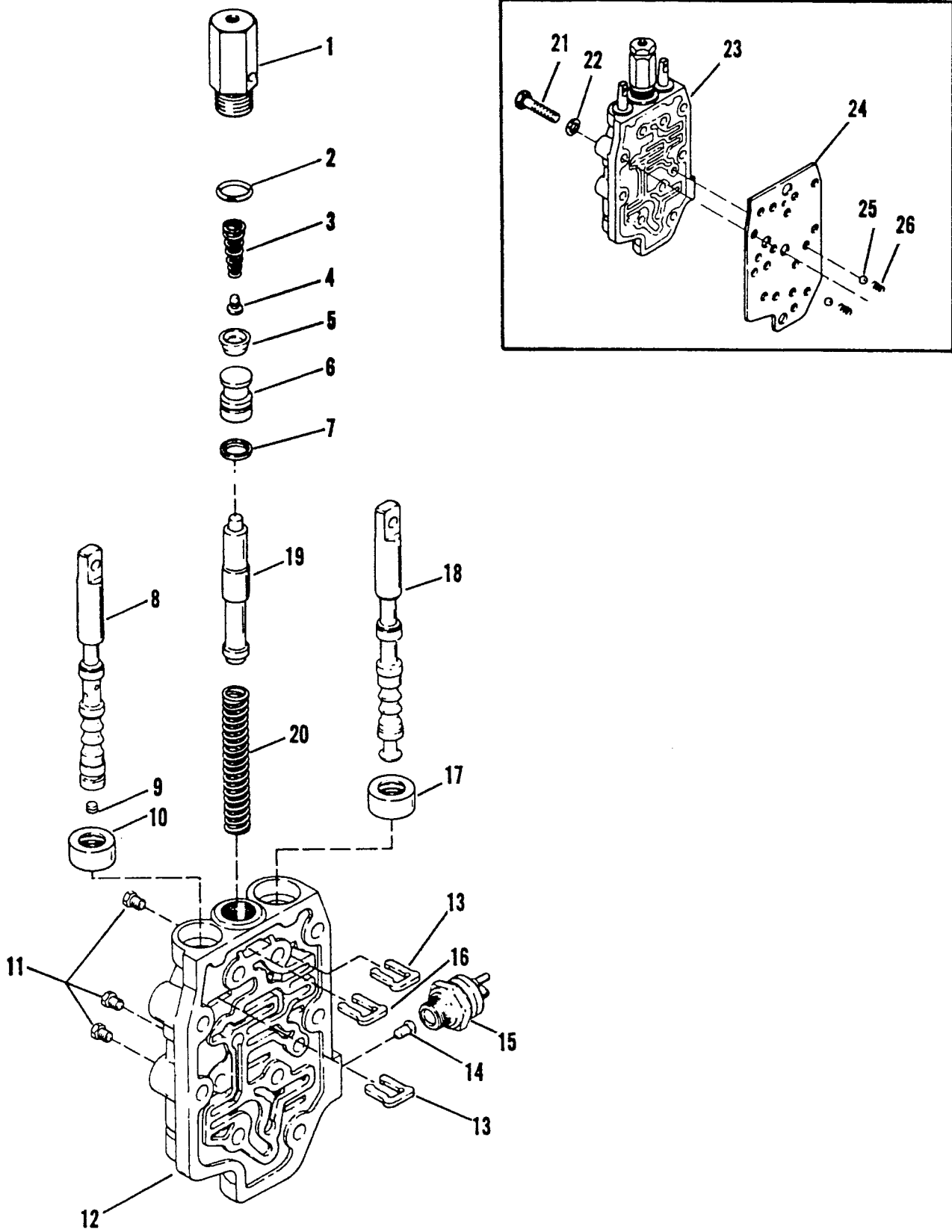
DRAWING
NUMBER

P1-1135

DISC PARKING BRAKE GROUP
CLARK INTERMEDIATE DROP TRANSMISSION

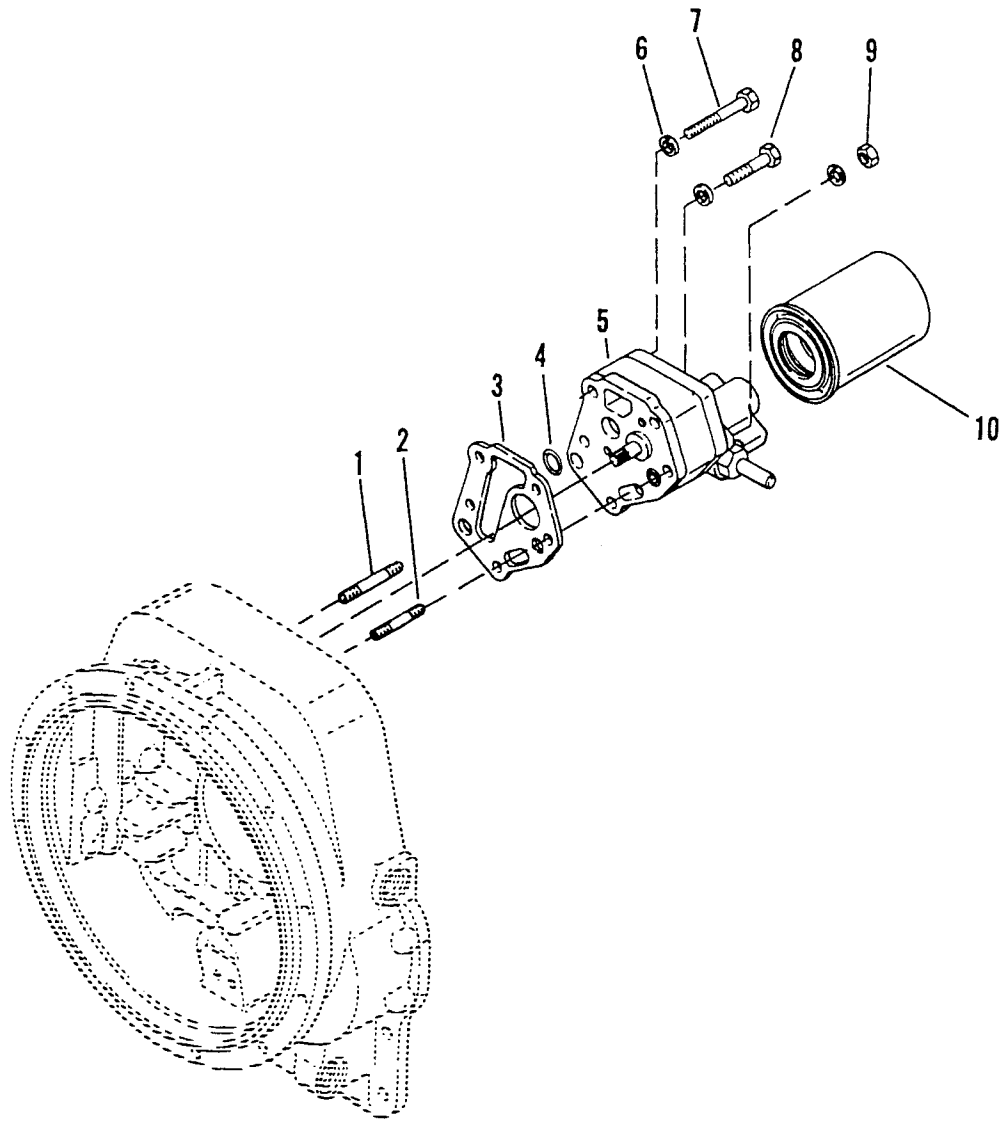
PAGE
NUMBER

6

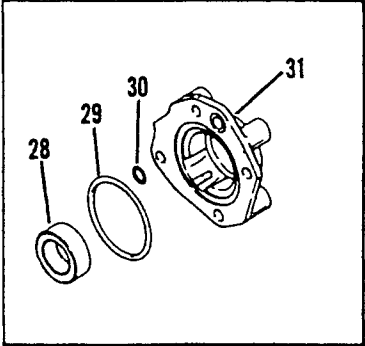
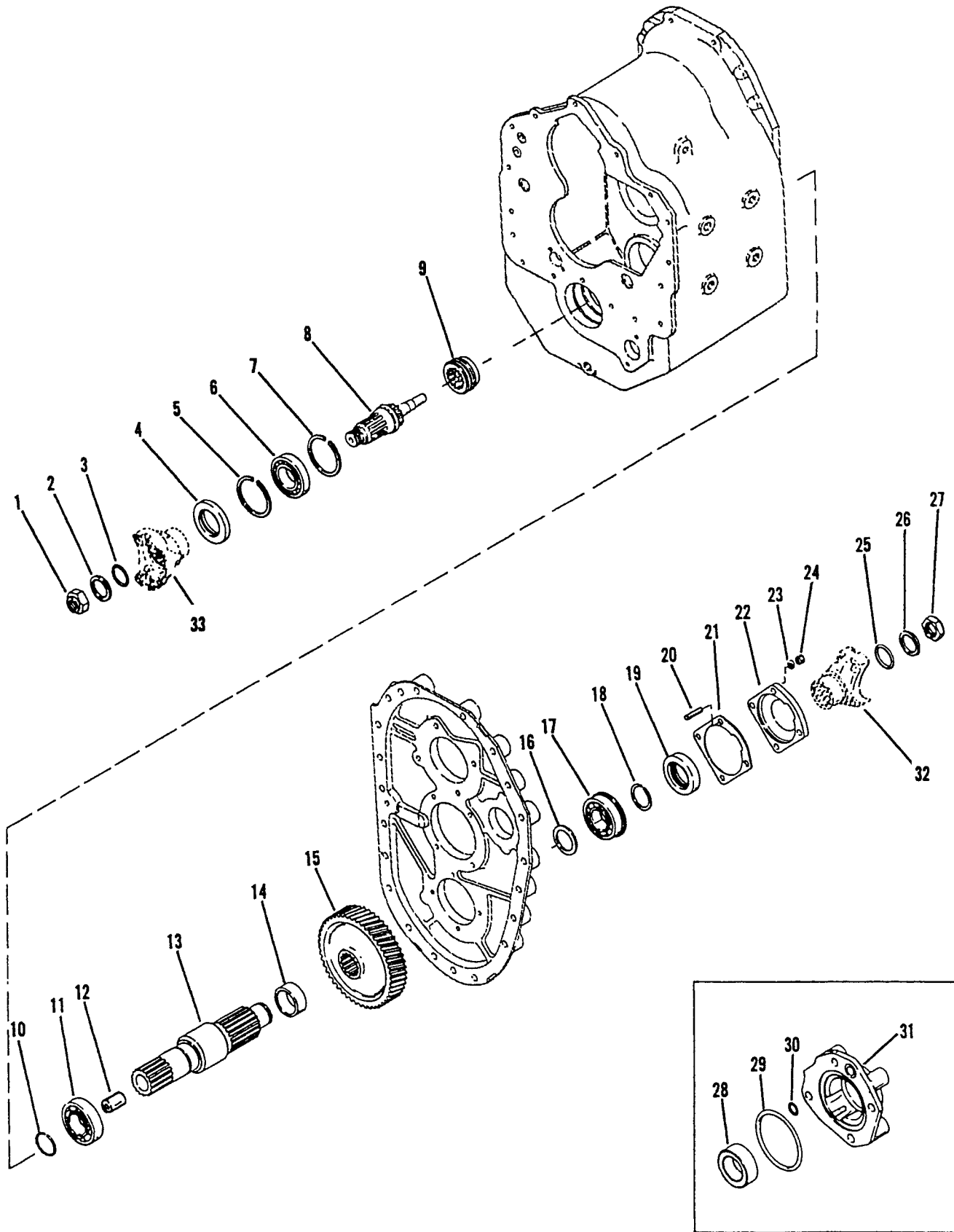


HYDRAULIC DECLUTCH

ITEM	NUMBER	DESCRIPTION	REQD
1	7-126-83	HYDRAULIC ACTUATOR	1
2	7-126-84	O-RING	1
3	7-126-85	SPRING	1
4		SPRING RETAINER PIN W/ ITEM 3	
5	7-126-86	PISTON SEAL	1
6	7-126-87	PISTON	1
7	7-126-88	RING ASSEMBLY	1
8	7-126-89	SPOOL & PLUG ASSEMBLY	1
9	7-126-90	PLUG	1
10	7-126-91	SEAL	1
11	7-126-92	PLUG	3
12	7-126-93	CONTROL VALVE HOUSING ASSY	1
13	7-126-94	SPOOL STOP	2
14	7-126-95	PIN	1
15	7-126-96	NEUTRAL SWITCH	1
16	7-126-94	SPOOL STOP	1
17	7-126-91	SEAL	1
18	7-126-97	FOR-REV VALVE SPOOL	1
19	7-126-98	VALVE SPOOL	1
20	7-126-99	SPRING	1
21	7-126-100	CAPSCREW	9
22	7-126-54	LOCKWASHER	9
23	7-126-101	CONTROL VALVE ASSEMBLY	1
24	7-126-300	GASKET	1
25	7-126-103	BALL / DETENT	2
26	7-126-104	SPRING / DETENT	2



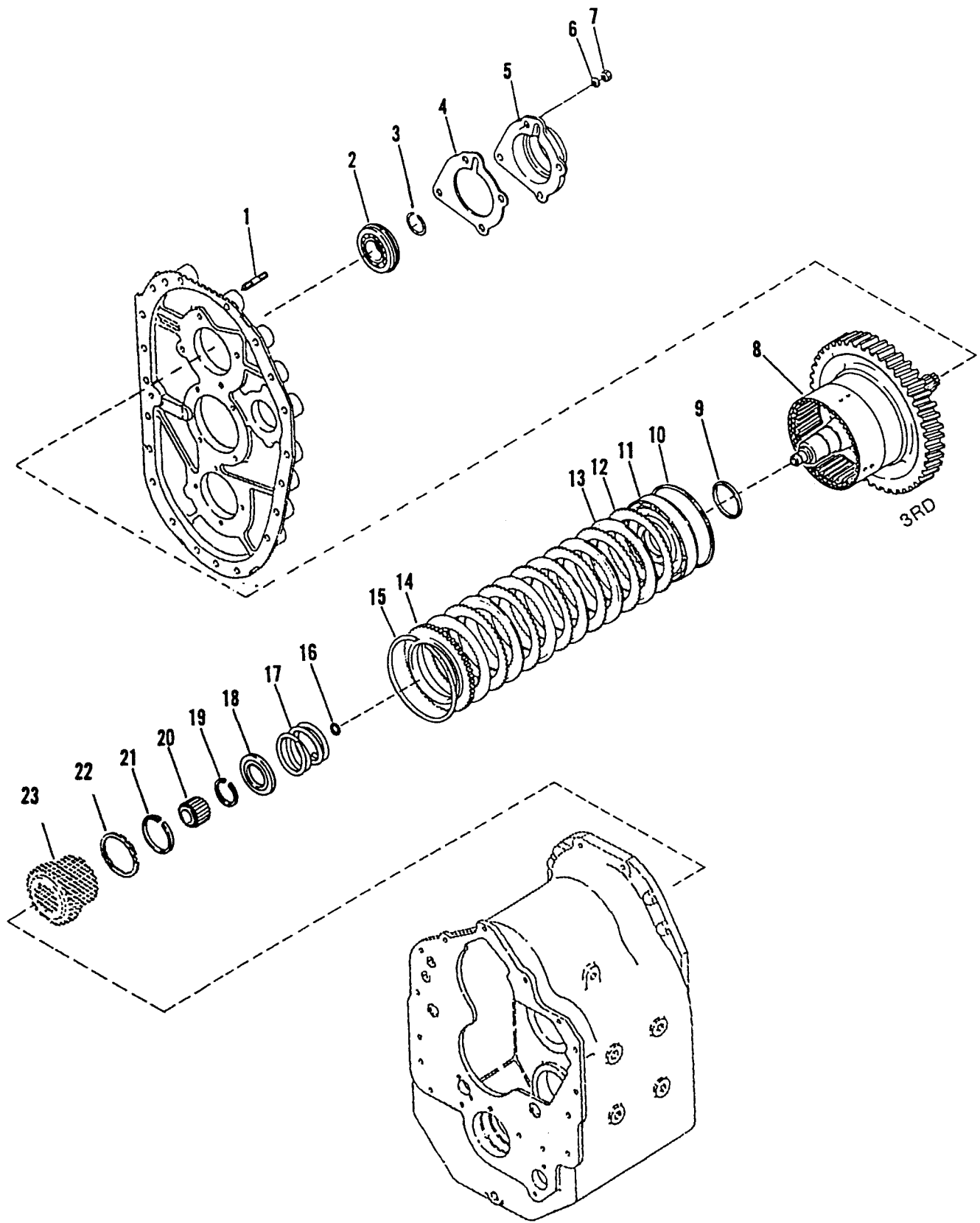
ITEM	NUMBER	DESCRIPTION	REQD
1	7-126-105	STUD / PUMP MOUNT	1
2	7-126-106	STUD / PUMP MOUNT	1
3	7-126-107	GASKET	1
4	7-126-22	O-RING	1
5	7-126-108	CHARGING PUMP ASSEMBLY	1
6	7-126-10	LOCKWASHER	5
7	7-126-109	CAPSCREW	1
8	7-126-110	CAPSCREW	2
9	7-126-111	NUT	2
10	7-126-301	FILTER	1



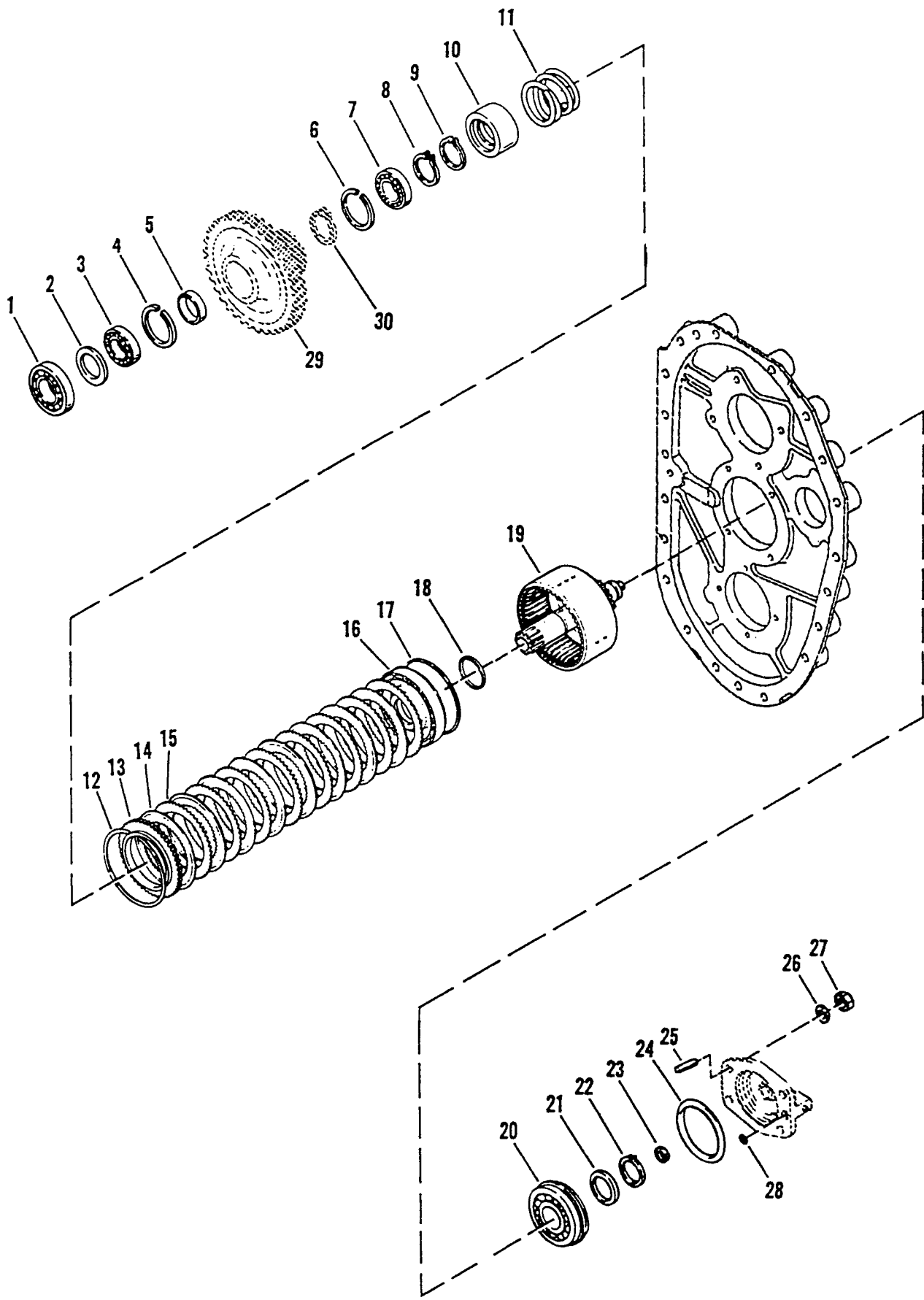
PARKING BRAKE
LESS SPEEDO GEAR

<p>11 PAGE NUMBER</p>	<p>OUTPUT SHAFT GROUP CLARK TRANSMISSION / INTERMEDIATE DROP</p>	<p>DRAWING NUMBER P1-2039</p>
-----------------------	--	-------------------------------

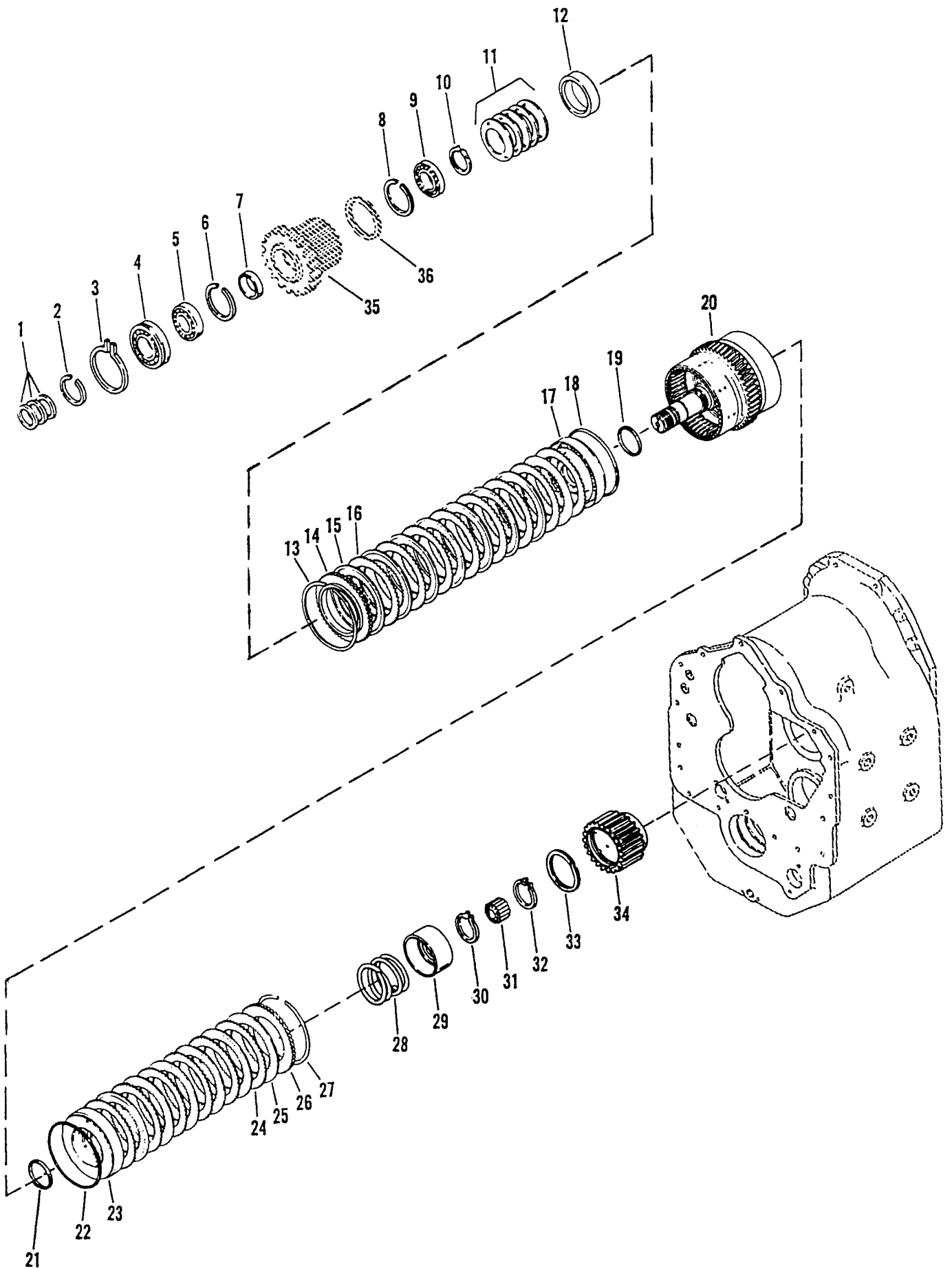
ITEM	NUMBER	DESCRIPTION	REQD
1	7-126-302	NUT / FLANGE	1
2	7-126-303	WASHER	1
3	7-126-304	O-RING	1
4	7-126-305	OIL SEAL	1
5	7-126-306	RETAINER RING	1
6	7-126-307	BEARING	1
7	7-126-308	RETAINER RING	1
8	7-126-309	SHAFT / DISCONNECT	1
9	7-126-310	DRIVE COUPLING	1
10	7-126-49	RETAINING RING	1
11	7-126-161	BEARING	1
12	7-126-311	BUSHING	1
13	7-126-312	OUTPUT SHAFT & BUSHING ASSEMBLY	1
14	7-126-125	SPACER	1
15	7-126-313	GEAR (48T)	1
16	7-126-123	SPACER	1
17	7-126-113	BEARING	1
18		Not Used On This Model	
19	7-126-114	OIL SEAL	1
20	7-126-115	STUD	4
21		Not Used On This Model	
22		See Item 31	
23	7-126-116	LOCKWASHER	4
24	7-126-117	NUT	4
25	7-126-118	O-RING	1
26	7-126-314	WASHER	1
27	7-126-315	FLANGE NUT	1
28	7-126-130	SPACER	1
29	7-126-129	O-RING	1
30	7-126-128	O-RING	1
31	7-126-127	CAP / BEARING	1
32	7-126-255	BRAKE FLANGE	1
33	7-126-317	OUTPUT FLANGE	1



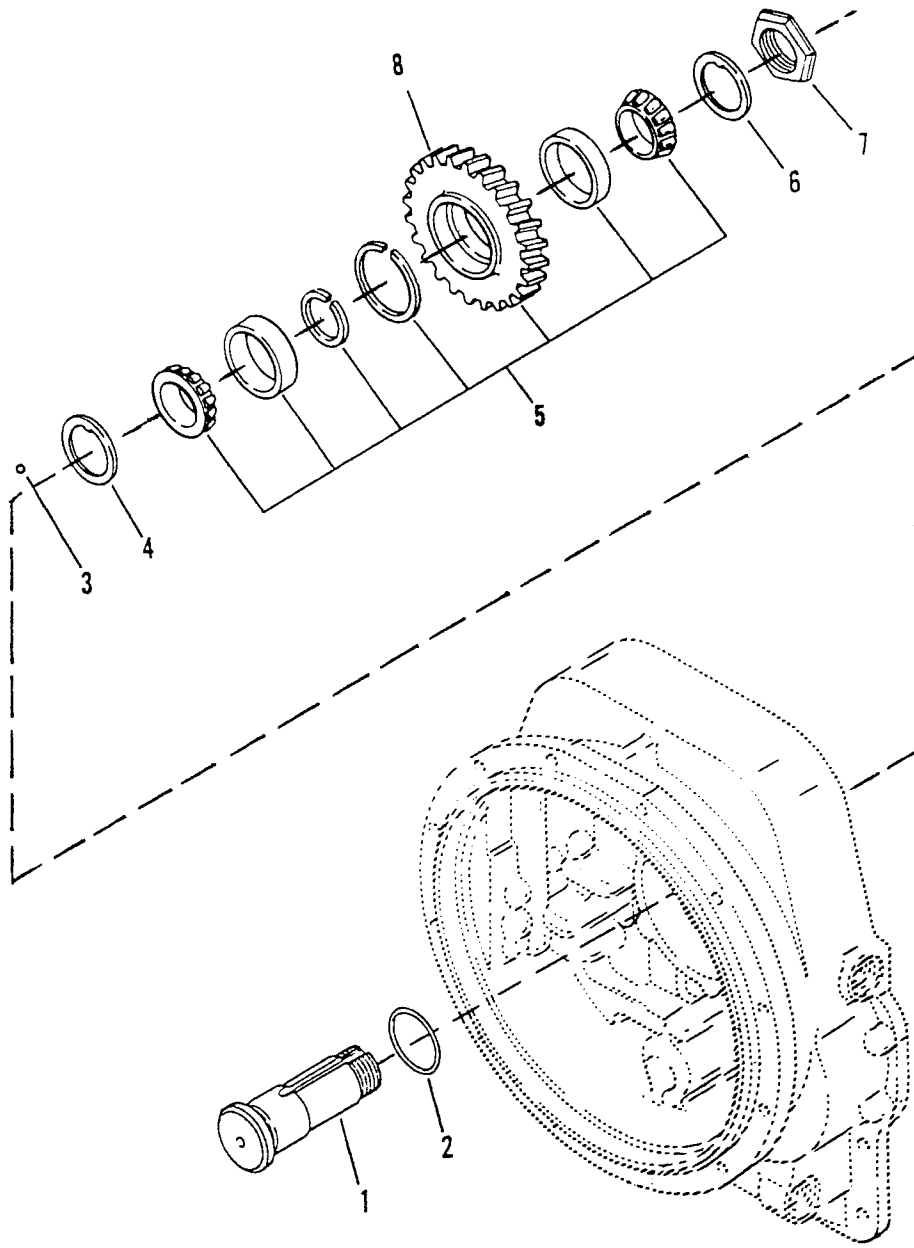
ITEM	NUMBER	DESCRIPTION	REQD
1	7-126-291	STUD	4
2	7-126-133	BEARING	1
3	7-126-174	RETAINING RING	1
4	7-126-292	GASKET	1
5	7-126-293	CAP / BEARING	1
6	7-126-54	LOCKWASHER	4
7	7-126-294	NUT	4
8	7-126-295	DRUM & HUB / CLUTCH SHAFT	1
9	7-126-144	PISTON RING	1
10	7-126-145	PISTON RING	1
11	7-126-146	CLUTCH PISTON ASSEMBLY	1
12	7-126-147	DISC / OUTER	6
13	7-126-148	DISC / INNER	6
14	7-126-149	DISC / BACKING PLATE	1
15	7-126-150	SNAP RING	1
16	7-126-170	RING	1
17	7-126-151	SPRING	1
18	7-126-152	RETAINER / SPRING	1
19	7-126-153	SNAP RING	1
20	7-126-296	BEARING / PILOT	1
21	7-126-210	RETAINER RING	1
22	7-126-45	RETAINING RING	1
23	7-126-318	GEAR / 3rd	1



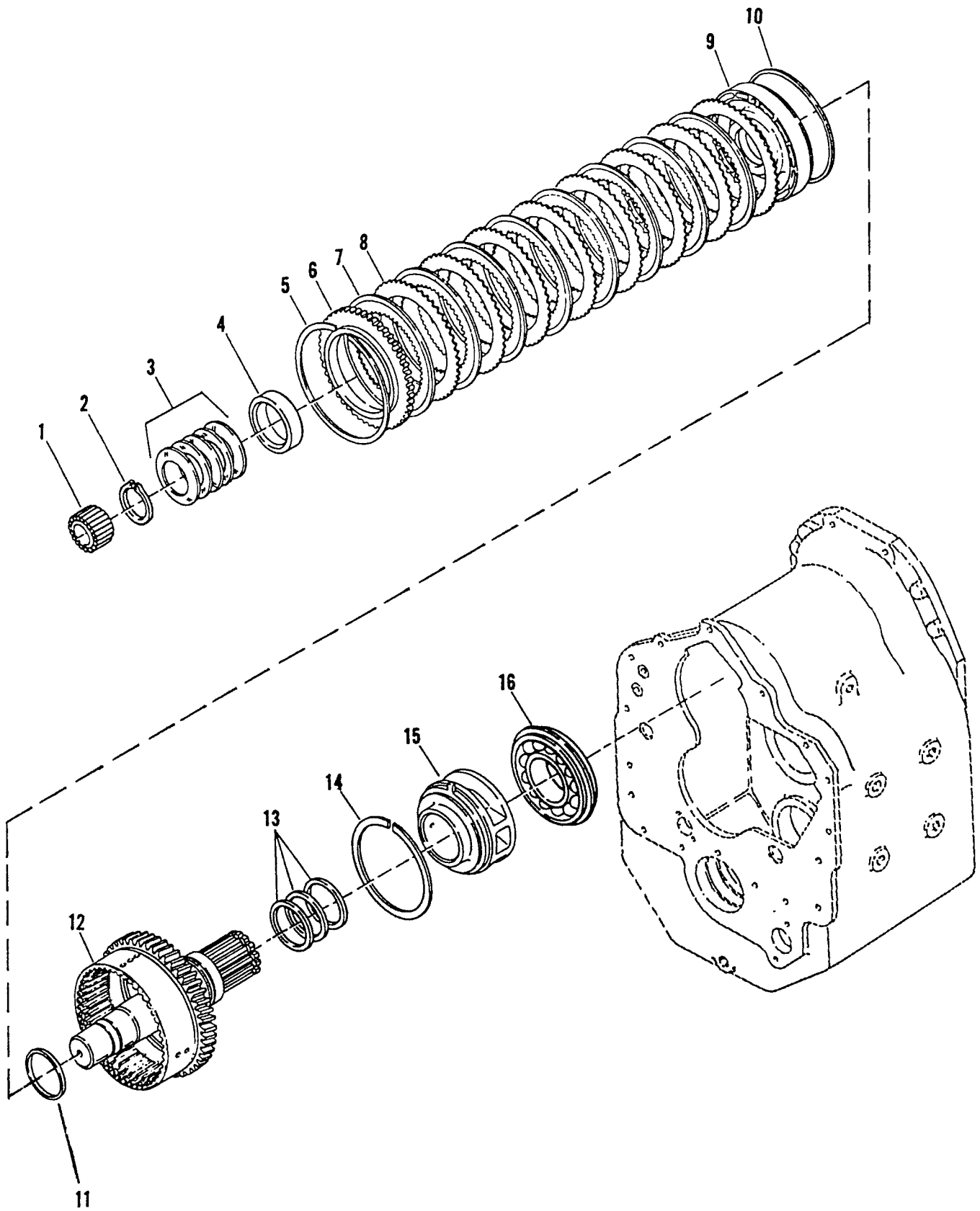
ITEM	NUMBER	DESCRIPTION	REQD
1	7-126-161	BEARING	1
2	7-126-162	SPACER	1
3	7-126-156	BEARING	1
4	7-126-163	RING	1
5	7-126-164	SPACER	1
6	7-126-163	RING	1
7	7-126-156	BEARING	1
8	7-126-165	RETAINING RING	1
9	7-126-153	SNAP RING	1
10	7-126-152	RETAINER / SPRING	1
11	7-126-151	SPRING	1
12	7-126-150	SNAP RING	1
13	7-126-149	DISC / BACKING PLATE	1
14	7-126-166	DISC / INNER	8
15	7-126-147	DISC / OUTER	8
16	7-126-167	PISTON / CLUTCH	1
17	7-126-145	SEAL	1
18	7-126-144	SEAL	1
19	7-126-290	SHAFT & DRUM / LOW CLUTCH	1
20	7-126-169	BEARING	1
21	7-126-48	WASHER	1
22	7-126-165	RETAINING RING	1
23	7-126-170	PISTON RING	1
24	7-126-171	O-RING	1
25	7-126-141	STUD	4
26	7-126-10	LOCKWASHER	4
27	7-126-111	NUT	4
28	7-126-173	O-RING	1
29	7-126-317	GEAR	1
30	7-126-45	RETAINER RING	1



ITEM	NUMBER	DESCRIPTION	REQD
1	7-126-158	PISTON RING	3
2	7-126-174	RING	1
3	7-126-175	SNAP RING	1
4	7-126-176	BEARING	1
5	7-126-177	BEARING	1
6	7-126-178	RETAINER RING	1
7	7-126-179	SPACER	1
8	7-126-178	RETAINER RING	1
9	7-126-180	BEARING	1
10	7-126-181	SNAP RING	1
11	7-126-182	SPRING	5
12	7-126-183	SPACER	1
13	7-126-150	SNAP RING	1
14	7-126-149	DISC / BACKING PLATE	1
15	7-126-148	DISC / INNER	8
16	7-126-147	DISC / OUTER	8
17	7-126-184	CLUTCH PISTON	1
18	7-126-145	SEAL	1
19	7-126-144	SEAL	1
20	7-126-185	DRUM / REVERSE-2nd	1
21	7-126-144	SEAL	1
22	7-126-145	SEAL	1
23	7-126-146	CLUTCH PISTON ASSEMBLY	1
24	7-126-147	DISC / OUTER	6
25	7-126-148	DISC / INNER	6
26	7-126-149	DISC / BACKING PLATE	1
27	7-126-150	SNAP RING	1
28	7-126-151	SPRING	1
29	7-126-152	RETAINER / SPRING	1
30	7-126-153	SNAP RING	1
31	7-126-154	BEARING	1
32	7-126-165	RING	1
33	7-126-45	RETAINER RING	1
34	7-126-186	HUB / 2nd	1
35	7-126-316	GEAR / REVERSE	1
36	7-126-45	RETAINING RING / With Item (35)	1



ITEM	NUMBER	DESCRIPTION	REQD
1	7-126-284	SHAFT / REVERSE IDLER	1
2	7-126-285	O-RING	1
3	7-126-286	LOCKBALL	1
4	7-126-287	THRUST PLATE	1
5	7-126-191	BEARING & IDLER GEAR ASSEMBLY	1
6	7-126-287	THRUST PLATE	1
7	7-126-288	NUT / BEARING RETAINER	1
8	7-126-190	GEAR (37T)	1



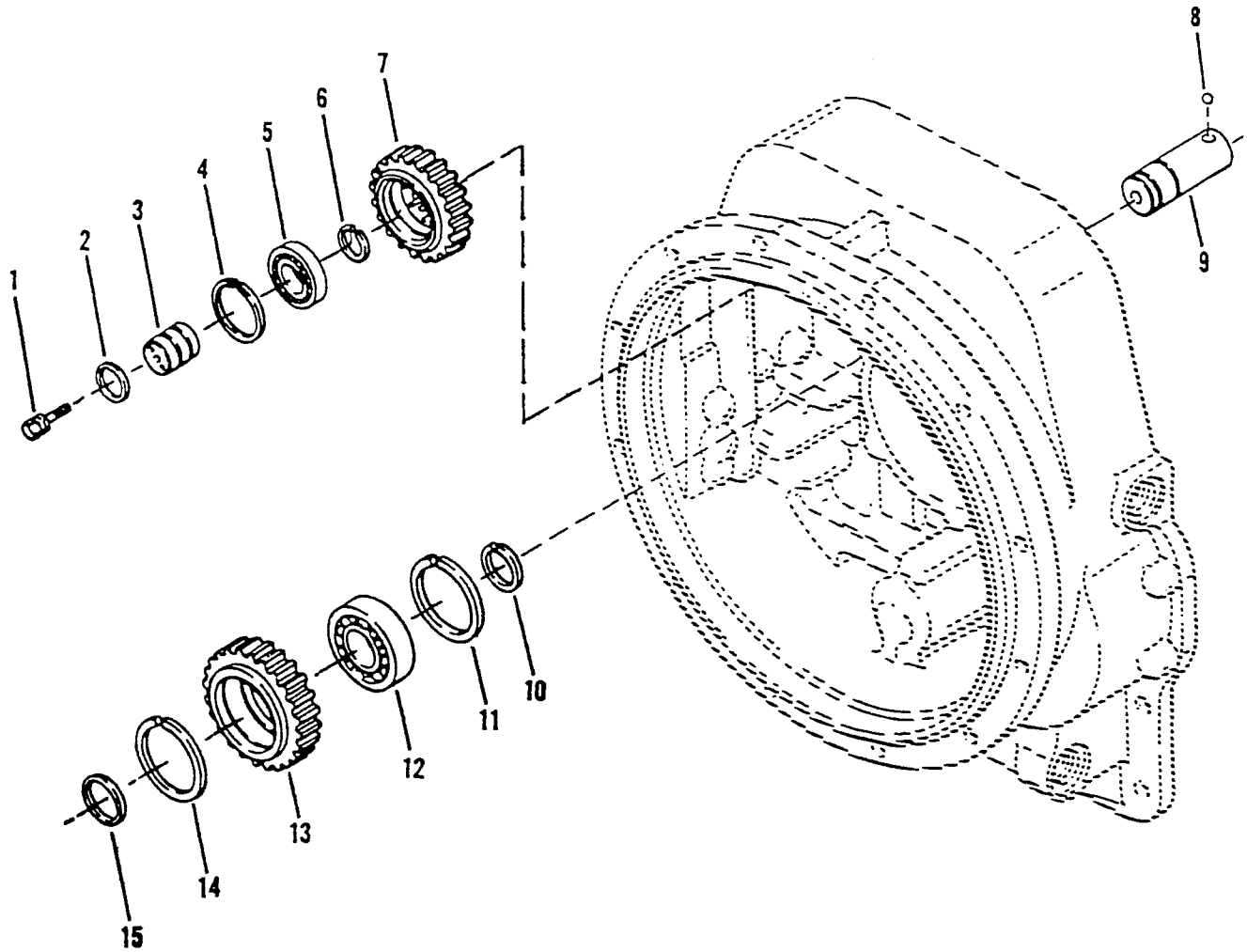
ITEM	NUMBER	DESCRIPTION	REQD
1	7-126-195	BEARING	1
2	7-126-181	SNAP RING	1
3	7-126-182	SPRING	5
4	7-126-183	SPACER	1
5	7-126-150	SNAP RING	1
6	7-126-149	DISC / BACKING PLATE	1
7	7-126-148	DISC / INNER	8
8	7-126-147	DISC / OUTER	8
9	7-126-184	CLUTCH PISTON	1
10	7-126-145	SEAL	1
11	7-126-144	SEAL	1
12	7-126-289	DRUM ASSEMBLY / FORWARD	1
13	7-126-197	PISTON RING	3
14	7-126-198	RETAINING RING	1
15	7-126-199	SLEEVE	1
16	7-126-200	BEARING	1

DRAWING
NUMBER

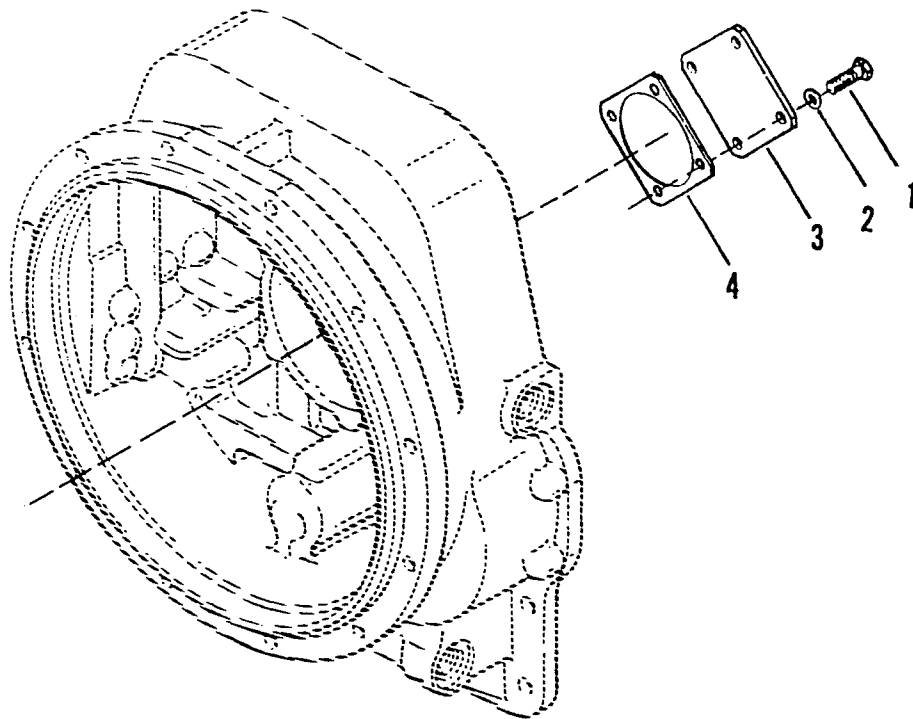
P1-2044

FORWARD SHAFT GROUP
CLARK TRANSMISSION / INTERMEDIATE DROP

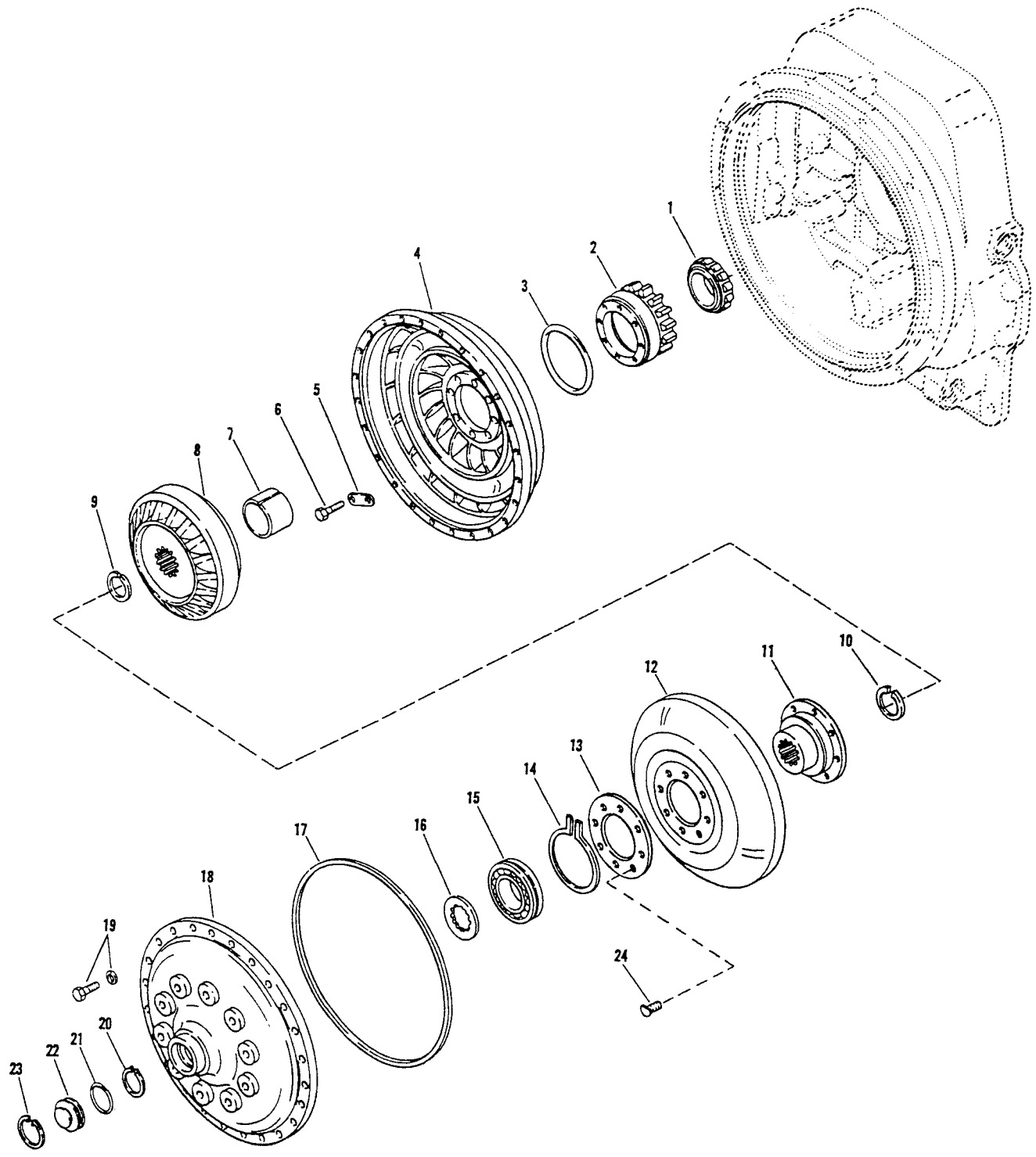
PAGE
NUMBER 22



ITEM	NUMBER	DESCRIPTION	REQD
1	7-126-202	SCREW & WASHER	2
2	7-126-203	RING	1
3	7-126-204	BEARING SUPPORT	1
4	7-126-205	RETAINING RING	1
5	7-126-206	BEARING	1
6	7-126-203	RING	1
7	7-126-207	GEAR / PUMP DRIVE	1
8	7-126-208	BALL	1
9	7-126-209	STUB SHAFT	1
10	7-126-203	RING	1
11	7-126-280	RETAINING RING	1
12	7-126-281	BEARING	1
13	7-126-212	GEAR / IDLER	1
14	7-126-282	RETAINING RING	1
15	7-126-203	RING	1



ITEM	NUMBER	DESCRIPTION	REQD
1	7-126-214	CAPSCREW	4
2	7-126-215	LOCKWASHER	4
3	7-126-259	COVER	1
4	7-126-283	GASKET	1



ITEM	NUMBER	DESCRIPTION	REQD
1	7-126-225	BEARING	1
2	7-126-224	GEAR / IMPELLER HUB	1
3	7-126-223	O-RING	1
4	7-126-222	IMPELLER	1
5	7-126-221	LOCK TAB	4
6	7-126-220	SCREW	8
7	7-126-273	SPACER / BEARING	1
8	7-126-218	REACTION MEMBER	1
9	7-126-217	RETAINING RING	1
10	7-126-226	RETAINING RING	1
11	7-126-274	TURBINE HUB	1
12	7-126-275	TURBINE	1
13	7-126-276	RING / HUB	1
14	7-126-228	RING	1
15	7-126-229	BEARING	1
16	7-126-230	WASHER	1
17	7-126-231	O-RING	1
18	7-126-232	COVER / IMPELLER	1
19	7-126-236	SCREW & LOCKWASHER	24
20	7-126-226	RETAINING RING	1
21	7-126-233	O-RING	1
22	7-126-234	PLUG	1
23	7-126-277	RETAINING RING	1
24	7-126-278	SCREW	12