



the little
**BLUE
BOOK**

of **Priefert**®
Farm, Ranch & Rodeo

Cattle ♦ Horse ♦ Panels ♦ Kennels ♦ & More



Product Guide

Have you been... Priefertized?

Would you like to spend two days on a working ranch learning valuable information that can double and even triple your company's current sales in livestock equipment? Thousands have done it and you can too! "Priefertization" is a dynamic, fun-filled, two-day training unlike any other class you've encountered. We're not just "outside the box", we're nowhere near it. Each graduating class learns to merchandise and sell ranch equipment in any market. This "hands on" training program is 50% motivation and 50% education. Participants leave here refreshed, educated, and motivated to increase sales not only in Priefert Ranch Equipment but in all products relating to livestock.

You'll begin your day with a plant tour and watch product transformed from master coils of steel to the finished item you sell today. You'll learn the latest merchandising and sales techniques from the dynamic Priefert sales team, and you'll even get a chance to work cows on Priefert Ranch. You'll never have more fun getting dirty, and you'll quickly see why we say Priefert is "Built by Ranchers – for Ranchers".

This program has proven over and over that the combination of education and motivation is a winning formula that can be measured in increased sales. We consistently receive positive feedback from participants sharing how successful the program has been for their business. Priefert is committed to helping you succeed. Don't miss out on this valuable training tool... Get Priefertized!



For more information about attending this exciting, fun-filled seminar, contact your local Priefert sales representative or call Priefert's Sales Office at 1-800-527-8616.

Priefert[®]
Farm, Ranch & Rodeo

Why a *Product* guide?

The Priefert Product Guide is intended for store personnel who meet their customers face-to-face every day. The convenient slim design makes it easy to carry in your pocket, meaning it's readily available for answering any questions customers may have regarding the specifications, sales points, features, or benefits of any Priefert product. This book will save you steps and help you give your customers the best service possible. Keep it with you during all working hours; make it "yours"! Use it, write in it, and highlight things that are most important to you; wear it out!

For additional details on things not found in this guide, check out www.priefert.com or call our inside sales staff at 1-800-527-8616. Also, invite your customers to visit us on the web!



**AMERICA'S #1 NAME IN FARM,
RANCH, & RODEO EQUIPMENT**
for over 50 years...

TABLE OF CONTENTS

Cattle Equipment

Squeeze Chutes	8
Handling Equipment	11
Headgates	12
Headgate Accessories	14
Accessories	15
Premier Open Sweep Systems	16
Rough Stock Open Sweep Systems	22
Solid Sheeted Sweep Systems	28
Corral Systems	33
Loading Chute	33
Scales	34

Horse Equipment

Premier Stalls	38
Stall Accessories	42
Panel Walkers	44
Lead Walkers	45
Riding Arenas	46
Arena Groomer	46
Horse Stock	47
Round Pens	48

Panels

Economy Panels	52
Utility Panels	53
Premier Panels	54
Premier Tall Panels	55
Parelli Panels	56
Sheep, Hog, & Goat Panels	56
Roughstock Panels	57
Roughstock Arena Panels	58

Gates

Economy Gates	60
D-Gates	61
Ponderosa Gates	61
Bull Gates	61
Rough Stock Gates	62

TABLE OF CONTENTS

Gates

Gate Accessories	63
------------------	----

Roping/Rodeo

Roping Chutes	66
Roping Accessories	70
Bucking Chutes	74
Bucking Chute Accessories	76
Mutton Bustin Chute	76

Feeders

Bunk Feeders	78
Cattle Feeders	79
Horse Feeders	80
Sheep, Hog, & Goat Feeders	81

Water Tanks

Water Tanks	84
Horse Waterer	85

Kennels

Kits	88
Components	89
Accessories	90

Fencing

Ponderosa	92
Fencing Aids	93

Poultry Equipment

Litter Saver	96
Litter Blade	96
Chain Harrows	97

Wildlife Equipment

Deer Feeder	100
Feeder & Panels	101

Limbsaw

Limbsaw	102
---------	-----

Toys

Priefert Toys	103
---------------	-----

WARRANTY INFORMATION

Limited Warranties:

Priefert Manufacturing Company, Inc., ("Priefert") 2630 South Jefferson, P.O. Box 1540, Mount Pleasant, TX 75456-1540, warrants for one (1) year from the purchase date to the original non-commercial, governmental, or municipal purchaser ("Purchaser") and warrants for six (6) months to the original commercial or industrial purchaser ("Purchaser") that the product purchased are free from defects in material or workmanship. Priefert will replace or repair, free of charge to the original purchaser any part(s) found, upon examination at our factory, to be defective under normal use and service due to defects in material or workmanship, provided that the original purchaser:

- a. *Notifies Priefert in writing of any defect in material or workmanship within the above specified warranty period.*
- b. *Returns must be routed through an authorized Priefert dealer or distributor from whom the purchase was made.*
- c. *Purchaser is responsible for cost of shipping.*

In no event will Priefert be held liable under this warranty unless written notice is received and failure must have occurred within the warranty period. Genuine Priefert replacement parts and components will be warranted for 90 days from date of purchase, or the remainder of the original equipment warranty period, whichever is longer.

This limited warranty does not apply to any part of the product which has been subjected to improper or misintended use, negligence, alteration, modification, or accident, damaged due to lack of maintenance or use of wrong oil or lubricants, or repairs that have been made with parts other than those obtainable through Priefert, or which has served its usual life. This limited warranty does not apply to any expendable item such as blades, shields, guards, or pneumatic tires, or other trade accessories since these items are warranted separately by their respective manufacturers, except as specifically noted in your Operator's Manual.

Except as provided herein, no employee, agent, Dealer, or other person is authorized to give any warranties of any nature on behalf of Priefert. Only Priefert is authorized to make any representation to the purchaser concerning "normal" use and service for its product as described in the Operator's Manual, or in authorized printed materials or stickers affixed to the product.

If after examination of the product and/or part(s) in question; Priefert finds them to be defective under normal use and service due to defects in material or workmanship,

Priefert will:

1. *Repair or replace the defective product or part(s); if Priefert has made several reasonable number of attempts in repairing the product and/or part(s) to conform to the warranty; then*
2. *Priefert will replace part(s) or product.*
3. *Purchaser is responsible for any labor charges exceeding a reasonable amount as determined by Priefert and for returning product and/or part(s) to the Dealer, whether or not the claim is approved. Purchaser is responsible for the transportation cost for the product or part(s) from the Dealer to the factory.*

The choice of remedy shall belong to Priefert. Repair or replacement are the only remedies against Priefert under this limited warranty.

Limitation of Liability:

1. *Priefert disclaims any express (except as set forth herein) and implied warranties with respect to the product including, but not limited to, merchantability and fitness for a particular purpose.*
2. *Priefert makes no warranty as to the design, capability, capacity, or suitability for use of the product.*
3. *This warranty shall not be interpreted to render us liable for injury or damages of any kind or nature to person or property. Priefert will not be liable for any special, incidental or consequential damages based upon breach of warranty, breach of contract, negligence, strict tort liability, or any other legal theory. Such damages include but are not limited to loss of crops, loss of savings or revenue, cost of capital, loss of use of equipment, facilities or services, down time, expense or loss incurred for labor, supplies, substitute machinery, rental, and claims of third parties including customers, and injury to property.*

Supplementary:

1. *Proper venue for any lawsuits arising from or related to this limited warranty shall be only in Titus County, Texas.*
2. *Priefert may waive compliance with any of the terms of this limited warranty, but no waiver of any terms shall be deemed to be a waiver of any other term.*
3. *If any provision of this limited warranty violates any applicable law and is held unenforceable, then the invalidity of such provision shall not invalidate any other provisions.*
4. *Applicable law may provide rights and benefits to purchaser in addition to those herein.*



Squeeze Chutes

Squeeze Chutes

S04 With Model 91 Headgate

S0191 With Model 91 Headgate

Priefert's number one selling squeeze chute of all time

Economy-Minded Rancher with a Few Extras



Features

- Manual/Automatic Model 91 Headgate
- Dual tailgate w/one side opening option
- Contoured side squeeze
- Floating floor allows for easy width adjustments
- Infinite Locks Guaranteed For Life

Features

- Designed for the majority of today's cattle operations
- Obvious choice for economy-minded ranchers, who want an automatic headgate option
- Model 91 Manual/ Automatic Headgate
- Infinite Locks Guaranteed For Life

Specifications

Product #	S04 (w/HG91)		
Overall Length	94.5"	Inside Length	87"
Overall Width	53"	Inside Width	24"*
Overall Height	80"	Inside Height	62.5"
Weight	1210 lbs. (All weights Approx.)		
Color	Dip Painted Priefert Blue		

*Inside Width: 24" at the Belly Pipe, 30" at the bend of the contoured side panels

Specifications

Product #	S0191 (w/HG91)		
Overall Length	90"	Inside Length	81"
Overall Width	42"	Inside Width	23"*
Overall Height	78"	Inside Height	57"
Weight	976 lbs. (All weights Approx.)		
Color	Dip Painted Priefert Blue		

*Inside Width: 23" at the Belly Pipe, 28" at the bend of the contoured side panels

Squeeze Chutes

Handling Equipment

Cattle Equipment

Cattle Equipment

SO1 With Model 64 Headgate

The "Rancher"

Features

- Obvious choice for economy-minded ranchers
- Includes Model 64 Manual Headgate



Specifications

Product #	SO1 (w/HG64)		
Overall Length	90"	Inside Length	81"
Overall Width	42"	Inside Width	23"*
Overall Height	78"	Inside Height	57"
Weight	976 lbs. (All weights Approx.)		
Color	Dip Painted Priefert Blue		

*Inside Width: 23" at the Belly Pipe, 28" at the bend of the contoured side panels

SC13 With Model 10 Headgate

"The Ultimate Cattle Working Machine"

Features

- Manual/Automatic Model 10 Headgate
- Dual tailgate w/one side opening option
- Side squeeze
- Floating floor allows for easy width adjustments
- Side exit
- 5 drop gates on each side
- Head chain
- Removable bottom access panel
- Infinite Locks Guaranteed for Life



Specifications

Product #	SC13 (w/HG10)		
Overall Length	100.5"	Inside Length	92.5"
Overall Width	59"	Inside Width	24"*
Overall Height	80.5"	Inside Height	64"
Weight	1400 lbs. (All weights Approx.)		
Color	Blue (Architectural Grade Powder Coat Finish)		

*Inside Width: 24" at the Belly Pipe, 30" at the bend of the contoured side panels

Cattle Cage



- Provides a convenient and economical option for the secure containment of cattle.
- Includes Model 64 Manual Headgate*

Specifications

Product #	CC1564
Length	78.5"
Width	48"
Height	71"
Weight	532 lbs.
Color	Blue (Architectural Grade Powder Coat Finish)

*Also available with HG91 HG (CC1591)

Palpation Cage



- Offers easy access from either side of cow
- Doors lock in place for maximum safety

Specifications

Product #	PC	
Length	36"	(Outside)
Width	26"	(Inside)
Height	73"	
Weight	175 lbs.	
Color	Dip Painted Priefert Blue	

*Requires adaptor (SC13PGA) to attach to Model SC13 Squeeze Chute

Palpation Cage Collapsible



- Offers easy access from either side of cow
- Doors lock in place for maximum safety

Specifications

Product #	PCC	
Length	39"	(Outside)
Width	39"	(Inside)
Height	81"	
Weight	175 lbs.	
Color	Dip Painted Priefert Blue	

Calf Table & Headgates

Headgates

Calf Table

Features

- Safest most productive way to work calves up to 450 lbs.
- Easiest tilting table on the market
- Durable & Reversible
- Vertical bars are removable for total access
- Bottom panel doubles as medicine tray
- Three position adjustable floor width
- Includes leg hobble & head restraint chain
- Fits Priefert CA04-2 Wishbone Carriage (no receiver necessary)



Specifications

Product #	CT
Length	62"
Width	44"
Height	58"
Weight	380 lbs.
Color	Blue (Architectural Grade Powder Coat Finish)

HG91

Automatic & Manual

Features

- Switch to Self Catch with a "Flip of the Lever"
- Reversible & Portable
- Infinite Locks Guaranteed For Life*
- Always adjusts to correct locking width for any size animal
- 5 Year Warranty



Specifications

Product #	HG91
Width	52" Opening Width: 28"
Height	69" Inside Height: 60"
Weight	215 lbs.
Color	Dip Painted Priefert Blue

HG64

Manual Only

Features

- Always adjusts to correct locking width for any size animal
- Reversible & Portable
- 5 Year Warranty



Specifications

Product #	HG64
Width	48" Opening Width: 24"
Height	73" Inside Height: 55.5"
Weight	166 lbs.
Color	Dip Painted Priefert Blue

HG10

Automatic & Manual

Features

- Always adjusts to correct locking width for any size animal
- Switch to Self Catch with the "Twist of a Knob"
- Infinite Locks Guaranteed For Life*
- 5 Year Warranty



Specifications

Product #	HG10
Width	59" Opening Width: 28"
Height	69" Inside Height: 60"
Weight	240 lbs.
Color	Dip Painted Priefert Blue

* Lubricate infinite locks with light oil (i.e. original WD-40). DO NOT use heavy oil or any oil with Teflon or silicon additives.

Related Items



Headgate Stand



Working Alley



Head Chain

Headgate Accessories

Accessories

HGS91

Headgate Stand (for all models)

Features

- Allows a headgate to be mounted at the end of a working alley in place of a squeeze chute
- Fits all Priefert headgate models
- Ideal for permanent corrals or portable systems
- Premier panels fit and chain between brackets "inside" of headgate stand frame
- Architectural Grade Powder Coat Finish



Specifications

Product #	HGS91
Length	22-3/4"
Width	32"
Height	78"
Weight	103 lbs.
Color	Gunmetal Grey

HC Head Chain

Features

- 1/0 Machine twist chain
- Included with Squeeze Chutes
- Sold Separately as Headgate Accessory



Specifications

Product #	HC		
Length	84"	Weight	1.7 lbs.

HGNE Headgate Neck Extension

Features

- Adds 5" of neck access
- Limits head movement
- Designed to fit HG91 & HG10



Specifications

Product #	HGNE		
Length	59"	Weight	30 lbs.
Color	Powder Coated Priefert Blue		

BLINDER

Features

- Reduces side visibility to encourage cattle flow toward the headgate
- **Also Available in 10-Pack (BLINDER10)**



Specifications

Product #	BLINDER or BLINDER10		
Length	24"	Weight	3.5 lbs. each

Wishbone Carriage

Features

- Easily the most portable means of moving either a Priefert Squeeze Chute or a Calf Table
- Fits only Squeeze Chutes manufactured after 8/5/2004
- Receiver required for Squeeze Chute transportation w/ CA04-2
- *NOTE: Inflate tires to 12 lb. maximum pressure*



Specifications

Product #	CA04-2	SC13CA
Length	113"	150"
Width	71.5"	85"
Weight	186 lbs.	291 lbs.
Color	Priefert Blue	Priefert Blue
Ball Coupler	2"	2"

- CA04-2 Fits Model S01, S0191, S04 Chutes & CT
- SC13CA fits Model SC13 Chute


Carriage Receiver

Features

- Adaptors for Wishbone Carriage CA04-2
- CRS0164- fits Model S01 Chute
- CRS01-2 fits Model S0191 Chute
- CRS04-2 fits Model S04 Chute

Specifications

Product #	CRS0164	CRS01-2	CRS04-2
Length	56"	56"	56"
Width	5"	5"	5"
Height	5"	5"	5"
Weight	46 lbs	46 lbs	47 lbs
Color	Dip Painted Priefert Blue		



Premier Open Sweeps

Premier Open Sweeps

PREMIER OPEN SWEEPS

This rugged, completely reversible crowding system can be used as a portable or permanent working corral. Either way, it provides a durable and affordable crowding system that requires less labor for working cattle.

Priefert's innovative, user-friendly panel design allows you to build a complete system or add what you you need to an existing corral. Our chain connection panels assemble easily and fit tighter than any pin connection panels. The heavy gauge tubular steel construction allows these sweeps to be portable and our architectural grade powder coat gives our panels a durable finish. Available in 90° and 180° sweeps, these systems and corrals are versatile enough for herds of any size.

Working Alley

Product #: WA-1 - 12' Working Alley with Model 91 Headgate & Stand



HG91 (1) HGS91 (1) AF (2) ASU (1) PP12 (2)

Open Sweep 1

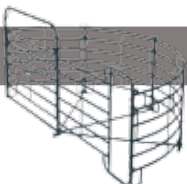
Product #: OS-1 - 90° Sweep



PCP (2) PPWAF (1) PRB (1) PFS10 (1)

Open Sweep 2

Product #: OS-2 - 180° Sweep



PCP (4) PPWAF (1) PRB (3) PFS10 (1)

Open Sweep 3

Product #: OS-3 - 90° Sweep w/ 12' Working Alley & HG91



HG91 (1) HGS91 (1) AF (1) ASU (1) PP12 (2)



PCP (2) PPWAF (1) PRB (1) PFS10 (1)

Open Sweep 4

Product #: OS-4 - 180° Sweep w/ 24' Working Alley



PCP (4) PPWAF (1) PRB (3) PFS10 (1) PP12 (4) AF (4) ASU (1)

Open Sweep 5

Product #: OS-5 - 180° Sweep w/ 24' Working Alley & HG91



HG91 (1) HGS91 (1) AF (3) ASU (1) PP12 (4)



PCP (4) PPWAF (1) PRB (3) PFS10 (1)

Premier Open Sweeps

Premier Open Sweep Components

Cattle Equipment

Cattle Equipment

Open Sweep 6

Product #: OS-6 - 180° Sweep
w/ 28' Working Alley & 8' Sorting Alley



PP08 (1) AG (1) AF (3) PRB (3) ASU (1) PP12 (5)



PCP (4) PPWAF (1) PSG (1) PFS10 (1)

Open Sweep 7

Product #: OS-7 - Holding Pen w/
12' Working Alley & HG91



HG91 (1) HGS91 (1) AF (1) ASU (1) PP12 (11)



AG (1) PFS10 (1)


PP- Premier Panels

Product #: PP--
Lengths: 6', 8', 10', 12', 14' & 16' - 64" Tall
16 ga. Quadraform Tubing



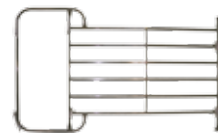
PCP-Premier Curved Panels

Product #: PCP - Curved Panel
used to create sweep tub- 64" Tall
Used in 90 & 180° Sweep Systems
16 ga. Quadraform Tubing




Premier Panel w/ Alley Frame

Product #: PPWAF - Panel used
to create alley entry from sweep
Length: 10' 6"
Used in all Premier Open
Sweep Systems
16 ga. Quadraform Tubing



Premier Free Swing Bow Gate

Product #: PFS10
PFS10 Used as sweep gate for
Premier Sweeps
Used in Crowding Areas, Sweeps,
or Sorting Pens
Double Piston Lever Latch
16 ga. Quadraform Tubing



PBF- Premier Bow Frame

Product #: PBF--
2.375" OD 11ga. Tubing

Specifications

Product #	PBF10	PBF109	PBF129
Length	10'	10'	12'
Height	7'	9'	9'
Weight	93 lbs.	115 lbs.	130 lbs.



Related Items



S04



S0191



Calf Table

Rough Stock Open Sweeps

Rough Stock Open Sweeps

ROUGH STOCK OPEN SWEEPS

Priefert's Rough Stock Open Sweeps improve the flow of cattle by pivoting our sweeping bow gate at the alley. Eliminating the corner found with the standard design of 180 degree sweeps, a 135° sweep is simply a practical design that provides benefits that reduce stress on livestock and operators alike. The cost savings and reduction of labor in assembly further increases the attractiveness of this design. A full array of optional components offer cattle owners the opportunity to fit this system into existing corrals or build a complete set of pens using either our 6' Tall Premier Panels, Rough Stock Arena Panels, or the Rough Stock Panel itself.

RSOS-1

135° Rough Stock Open Sweep
w/30' Adjustable Alley,
Preg Panels &
Blocking Gate



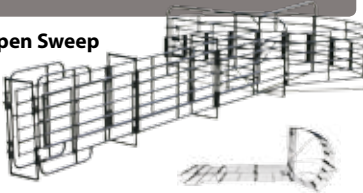
ASU (1) SAAF(1) SAAFC (1) SAAG (1) SSRBOW (1) RSOBG (1)



RSOCP (3) RSOPPSG (2) RSOSP (1) RSP10 (4) SSRB (3)

RSOS-2

135° Rough Stock Open Sweep
w/30' Fixed Alley &
Preg Panels



ASU (1) RSAF (3) SSRBOW (1) RSOBG (1)



RSOCP (3) RSOPPSG (2) RSOSP (1) RSP10 (4) SSRB (3)

RSOS-4

135° Rough Stock Open Sweep
w/20' Fixed Alley



ASU (1) RSAF (2) SSRBOW (1) RSOBG (1)



RSOCP (3) RSOSP (1) RSP10 (4) SSRB (3)

RSOS-5

Four 10' Rough Stock Panels and
3 Alley Frames can serve
as a 20' working alley for any set of
pens or add length to existing alleys



ASU (1) RSAF (3) RSP10 (4)

RSOS-9

135° Rough Stock Open Sweep
w/38' Adjustable Alley,
8' section behind Preg
Panels for use w/Scale
Platform (sold separate),
& 8' Load Out Gate



SAAF(1) SAAFC (1) SAAG (3) SSRBOW (1) RSOBG (1) RSOBG08 (1)



RSOCP (3) RSOPPSG (2) RSP08 (2) RSP10 (4) SSRB (3) SSCP (2)

Rough Stock Open Sweeps

Components

RSOS-12

135° Rough Stock Open Sweep w/30' Adjustable Alley, additional sorting alley, Preg Panels, & Load out Gate




SAAF(2) SAAFC (1) SAAG (3) SSRBOW (1) RSOBG (1) RSOBG08 (1)



RSOCP (3) RSOPPSG (2) SSG04(1) SSG08(1) RSP10 (6) SSRB(3) SSCP(2)

RSOS-15

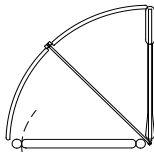
This reversible 135° "Revolution" Sweep is designed from our Rough Stock components. Adding the 8' Rough Stock Bow Gate makes for easy load out before entering an alley



SSRB(3) SSRBOW (1) RSOCP (3) RSOBG (1) RSOBG08 (1)

RSOS-90

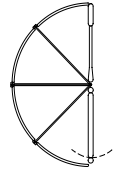
The RSOS-90 is made from the same tough Roughstock panels as the 135 degree systems, and can help fit a working system into the tightest of barns.



SSRB(1) SSRBOW (1) RSOCP (2) RSOPWAF (1) RSOBG10180 (1)

RSOS-180

Expanding our RSOS-90 to 180 degrees, this system works much like the Premier OS-2, allowing for a large number of cattle to be loaded in the tub, ready to sweep down the alley.



SSRB(3) SSRBOW (1) RSOCP (4) RSOPWAF (1) RSOBG10180 (1)

ASU- Universal Alley Stop

Prevents the backing of bulls, cows, and calves

Specifications

Product #	ASU
Width	38"
Weight	44 lbs.
Color	Gunmetal Grey



RSOBG- Rough Stock Open Bow Gate

Product #: RSOBG

Sweep Gate for Rough Stock Sweeps

Weight: 308 lbs



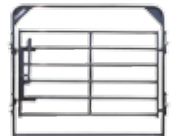
RSOBG08- Rough Stock 8' Open Bow Gate

Product #: RSOBG08

Used in Rough Stock Open Sweep

as a sorting/load gate

Length: 8' | **Weight:** 221 lbs



RSOCP- Rough Stock Open Curved Panel

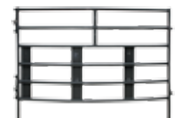
Product #: RSOCP

Curved Panel used to create

sweep tub

2" OD 14 ga. tubing

Weight: 128 lbs



Components

Components


RSOPPSG- RS Open Preg Panel w/Sorting Gate

Product #: RSOPPSG

Can be used as a sorting gate or to provide access for palpation
2" OD 14 ga. tubing

Weight: 256 lbs

***Requires Connector Posts**




RSOSP- RS Open Straight Sweep Panel

Product #: RSOSP

This panel serves as a blocking point in the sweep tub to direct cattle into the alley

2" OD 14 ga. tubing

Weight: 112 lbs



RSP- Rough Stock Panel

Product #: RSP

Lengths: 4', 5', 6', 8', 9', 10', 12', 14', 16'

Used in Crowding Areas, Sweeps, or Sorting Pens

2" OD 14 ga. tubing

***Requires Connector Posts**



RSAF - Alley Frame

Supports Alley for 29" Inside Alley Width

Specifications

Product #	RSAF
Width	38"
Height	78"
Weight	74 lbs.
Color	Gunmetal Grey



SAAF- Sheeted Adjustable Alley Frame

Adjusts alley to 4 widths: 18", 21", 23", 25", 28"

Specifications

Product #	SAAF
Height	80"
Weight	113.5 lbs
Color	Gunmetal Grey



SA AFC- Sheeted Adj. Alley Frame w/ Chute Attachment

Allows for attachment of Models S01, S0191, or S04 Squeeze Chute to adjustable alley (SC13 requires additional adaptor)

Product #	SA AFC
Height	86"
Weight	114 lbs.
Color	Gunmetal Grey



SAAG- Sheeted Adjustable Alley Gate

Heavy Duty roll gate for blocking cattle

Product #	SAAG
Width	40.5"
Weight	338 lbs.
Color	Gunmetal Grey



SS45 - Sheeted Sweep 45° Turn

Adds a 45° Turn to alley

Kit includes: 1-Sheeted 45° turn base, 1-45° turn inner panel, 1-45° turn outer panel

Product #	SS45
Weight	170 lbs
Color	Gunmetal Grey



SSCP - 2-Way Female Connector Post

Product #	Height	Weight	Color
SSCP	75"	14 lbs.	Gunmetal Grey



SSRB - Solid Sweep Radius Bar

Product #	Height	Weight	Color
SSRB	122"	14 lbs.	Gunmetal Grey



SSRBOW - Solid Sweep Radius Bow

Product #	Weight	Color
SSRBOW	49 lbs.	Gunmetal Grey



Solid Sheeted Sweeps


Solid Sheeted Sweeps

SOLID SHEETED SWEEPS

Priefert's Solid Sweep System has several unique, practical features not found in most other solid sweeps. Pivoting our sweeping bow gate at the alley improved the flow of cattle by eliminating the corner found with the standard 180 degree sweeps. By eliminating catwalks, we improved safety and provided another cost saving benefit for operators. Spring loaded, double piston latches in the sweep increase user safety. An optional second bow gate offers the opportunity for loading directly from the sweep. All alley and sweep panels are designed to provide easy access for "pour-on" application of insecticides.

Solid Sweep 1

Product #: SS-1 - 135° Sweep w/ 30' Adj. Alley, Preg Panels & Alley Gates




ASU (1) SBG (1) SCP (3) SSP (1) SSRB (3) SSRBOW (1)



SAP (4) SPPSG (2) SAAF (1) SAAG (1) SAAFC (1)

Solid Sweep 2

Product #: SS-2 - 135° Sweep w/ 30' Adj. Alley & Preg Panels



ASU (1) SBG (1) SCP (3) SSP (1) SSRB (3) SSRBOW (1)



SAP (4) SPPSG (2) SAAF (2) SAAFC (1)

Solid Sweep 4

Product #: SS-4 - 135° Sweep w/ 20' Adj. Alley



ASU (1) SBG (1) SCP (3) SSP (1) SSRB (3) SSRBOW (1)



SAP (4) SAAF (1) SAAFC (1)

Solid Sweep 5

Product #: SS-5 - Four 10' Alley Panels and 3 Adj. Alley Frames can serve as a working alley for any set of pens or add length to existing alleys



ASU (1)



SAP (4)



SAAF (2)



SAAFC (1)

Solid Sweep 9

Product #: SS-9 - 135° Solid Sweep w/38' Adj Alley, 8' Section behind preg panels for use w/ scale platform (sold separate), & 8' load out gate



SBG (1) SCP (3) SSBG08 (1) SSCP (2) SSRB (3) SSRBOW (1)



SAP (4) SPPSG (2) SAP08 (2) SAAF (1) SAAG (3) SAAFC (1)

Solid Sweep 12

Product #: SS-12 - 135° Sweep w/ 30' Adj. Alley, additional sorting alley, preg panels, & load out gate



SSG04 (1) SBG (1) SCP (3) SSCP (2) SSRB (3) SSRBOW (1)



SAP (6) SAAF (2) SAAFC (1) SAAG (3) SPPSG (2)



SSBG08 (1) SSG08 (1)

Solid Sweep Systems

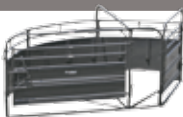
Solid Sweep Components

Cattle Equipment

Cattle Equipment

Solid Sweep 15


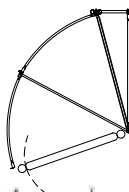
Product #: SS-15 -This reversible 135° "Revolution" Sweep is designed from our Sheeted Rough Stock components. Adding the 8' Sheeted Bow Gate makes for easy load out before entering an alley.



SBG (1) SCP (3) SSBG08 (1) SSRB (3) SSRBOW (1)

INLINE-90

Do you like our Roughstock Sweeps, but don't have the space to allow for a traditional sweep? Priefert has you covered with the Inline series. Built with Roughstock Open sweep components, this reversible sweep will allow you to push cattle through the tub to maintain efficiency within limited space.




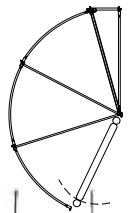
RSOBG10180 (1) SCP (2) SAP (1) SSRB (3) SSRBOW (1)



RSAFE (1) RSCP3 (1) RSGA3 (2)

INLINE-135

Expanding on the Inline 90, this sweep tub allows for more cattle to be loaded and ready to sweep down the alley. This system is also made with Roughstock Open components and is fully reversible.



RSOBG10180 (1) SCP (2) SAP (1) SSRB (3) SSRBOW (1)



RSAFE (1) RSCP3 (1) RSGA3 (2)

SBG-Sheeted Bow Gate

Product #: SBG
Sweep gate for sheeted sweeps
Weight: 386 lbs



SCP -Sheeted Curved Panel

Product #: SCP | Curved Panel used to create sweep tub
2" OD 14 ga. tubing
14 ga. sheet steel
Weight: 187 lbs



SSP - Straight Sweep Panel

Product #: SSP | This panel serves as a blocking point in the sweep tub to direct cattle into the alley
2" OD 14 ga. tubing
14 ga. sheet steel
Weight: 184 lbs



SAP - Sheeted Alley Panel

2" OD 14 ga. tubing
14 ga. sheet steel
*** Requires Connector Posts**



Specifications

Product #	SAP08	SAP
Length	92"	116"
Weight	154 lbs.	191 lbs.

SPPSG -Sheeted Pregnancy Panel

Product #: SPPSG
Can be used as a sorting gate or to provide access for palpation
2" OD 14 ga. tubing
Weight: 256 lbs
*** Requires Connector Posts**



SSRB -Solid Sweep Radius Bar



Specifications

Product #	Length	Weight	Color
SSRB	122"	14 lbs.	Gunmetal Grey

Solid Sweep Components

Corral Systems

SAAF- Sheeted Adjustable Alley Frame

Adjusts alley to 4 widths: 18", 21", 23", 25", 28"

Specifications	
Product #	SAAF
Height	80"
Weight	113.5 lbs
Color	Gunmetal Grey



SA AFC- Sheeted Adj. Alley Frame w/ Chute Attachment

Allows for attachment of Models S01, S0191, or S04 Squeeze Chute to adjustable alley (SC13 requires additional adaptor)

Specifications	
Product #	SA AFC
Height	86"
Weight	114 lbs.
Color	Gunmetal Grey



SAAG- Sheeted Adjustable Alley Gate

Heavy Duty roll gate for blocking cattle

Specifications	
Product #	SAAG
Width	40.5"
Weight	338 lbs.
Color	Gunmetal Grey



SS45 - Sheeted Sweep 45° Turn

Add a 45° Turn to alley
Kit includes: 1-Sheeted 45° turn base, 1-45° turn inner panel, 1-45° turn outer panel

Specifications	
Product #	SS45
Weight	170 lbs
Color	Gunmetal Grey



All Priefert Sweep Systems can be adapted to work with any corral.

Including pre-existing permanent or portable facilities.
(Corral layout may vary slightly depending on the sweep)



visit www.priefert.com to check out our layouts

Loading Chute

PLC12 | Priefert Loading Chute

Provides a safe way for loading cattle in or out of a trailer.

Specifications	
Product #	PLC12
Length	12'
Width	30"
Height	104"
Weight	1655 lbs.
Color	Black



Scale Crate

Features

- 30"X96" Single animal weigh platform
- 5,000 lb Capacity
- Includes Priefert 190 Storm Indicator
- Rechargeable Battery
- UV-Resistant Powder Coat Finish
- Large 5-Color LCD Display
- Quick Disconnect Cable
- Rugged 5/8" Rubber Mat Flooring
- NTEP Certified



Specifications			
Product #	CARD53096-SLS-P		
Overall Length	96"	Inside Length	87.5"
Overall Width	44"	Inside Width	27.25"
Overall Height	79.25"	Inside Height	64.25"
Weight	940 lbs. (All weights Approx.)		
Color	Blue (Architectural Grade Powder Coat Finish)		

Scale Crate w/ HG91

Features

- Model HG91
- Manual/Automatic Headgate
- 30"X96" Single animal weigh platform
- 5,000 lb Capacity
- Includes Priefert 190 Storm Indicator
- Rechargeable Battery
- UV-Resistant Powder Coat Finish
- Large 5-Color LCD Display
- Rugged 5/8" Rubber Mat Flooring
- NTEP Certified



Specifications			
Product #	CARD53096-SLS-PHG91		
Overall Length	96"	Inside Length	86"
Overall Width	54"	Inside Width	27.25"
Overall Height	74"	Inside Height	64.25"
Weight	1155 lbs. (All weights Approx.)		
Color	Blue (Architectural Grade Powder Coat Finish)		

Scale Platform w/ Indicator

This 8' long single animal scale platform features four stainless steel load cells with adjustable feet and includes Priefert's 190 Storm Indicator.



Specifications	
Product #	CARD53096-SLS-DP
Length	96"
Width	30"
Height	4"
Weight	415 lbs.
Color	Blue (Architectural Grade Powder Coat Finish)

Sheep, Hog, & Goat Scale Crate

Priefert's small livestock scale with indicator is a great choice for weighing sheep, hogs, or goats. This extremely accurate scale features a 2500 lb capacity.




Specifications	
Product #	CARD2.53072-SLS-P
Length	72"
Width	44.5"
Height	59"
Weight	833 lbs.
Color	Blue (Architectural Grade Powder Coat Finish)

Concrete Anchor Plate (Set of 4)

Product #: CARDBA510K

Used to secure the scale to a concrete surface



Tape Printer for 190 Indicator

Product #: CARDP150

Allows the operator to print tickets for individual or sets of animals being weighed



Tru Test Scales

EZIWEIGH- Scale Indicators



Product #	Includes
EZIWEIGH5	Indicator Only
MP600EZ5	EziWeigh 5 Indicator & MP600 Load Bars
EZIWEIGH7	Indicator Only

ID5000/XR5000- Scale Indicators




Product #	Description
ID5000	Mid-Level Bluetooth
XR5000	Ultimate Bluetooth

MP / HD - Tru Test Scale Loadbars



Product #	Total Capacity	Live Capacity
MP600	4400 lbs	3300 lbs
MP800	6600 lbs	4400 lbs
HD1010	6600 lbs	4400 lbs
XHD2	10,000 lbs	-

AP- Weighing Platform



Product #	Dimensions	Use with
AP600	24" x 87.5"	For use with MP600 Load Bars
AP800	34" x 87.5"	For use with MP800 Load Bars



Scale Mounting Brackets
HD1010B | For mounting load bars to any Priefert squeeze chute



XRS Stick Reader
TRUXRS-BT | Rapidly reads electronic ID tags



Horse Equipment

Cattle Equipment

Premier Stall Fronts

Premier Stall Panels

HSF - Horse Stall Fronts



SPECIFICATIONS

Product #	Length	Height	Weight
HSF10	10'	90"	195lbs
HSF12	12'	90"	210lbs

Vertical Bar Spacing: 2.25" between each bar

Door Opening Width: 41.5"

Door Window Dimensions: 19" wide x 33" tall

Front Panel Window/Feeder Opening: 28" wide x 33" tall

Color: Brown (Architectural Grade Powder Coat Finish)

****Stall Starter Post Required (sold separately)****

Premier Horse Stall Front Features

- Our Premier Stall Fronts are a safe, attractive, and affordable option for today's horse owners
- Premier Stall Fronts have a center open door design, with a 4' wide door that opens to a 41.5" access width
- Each Premier Stall Front includes an opening that will accept either a window or a feeder. These components pin to the frame at two connection points.

**FEEDERS, WINDOWS & WOOD KITS
SOLD SEPARATELY**

Related Items



Horse Stall Window



Horse Feeder



Wood Kit

HSP--W - Horse Stall Panel Bar/Wood



SPECIFICATIONS

Product #	Length	Height	Weight
HSP02W	2'	90"	38
HSP04W	4'	90"	75
HSP10W	10'	90"	136
HSP12W	12'	90"	173

Vertical Bar Spacing: 2.25" between each bar

Color: Brown (Architectural Grade Powder Coat Finish)

HSP--SW - Horse Stall Panel Solid Wood



SPECIFICATIONS

Product #	Length	Height	Weight
HSP02SW	2'	90"	39 lbs
HSP04SW	4'	90"	75 lbs
HSP10SW	10'	90"	125 lbs
HSP12SW	12'	90"	148 lbs

Color: Brown (Architectural Grade Powder Coat Finish)

Premier Poly Stall Fronts

Premier Poly Stall Panels

HSFPI - Poly Horse Stall Fronts



SPECIFICATIONS

Product #	Length	Height	Weight
HSF10PI	10'	90"	195lbs
HSF12PI	12'	90"	210lbs

Vertical Bar Spacing: 2.25" between each bar

Door Opening Width: 41.5"

Door Window Dimensions: 19" wide x 33" tall

Front Panel Window/Feeder Opening: 28" wide x 33" tall

Color: Brown (Architectural Grade Powder Coat Finish)

****Stall Starter Post Required (sold separately)****

Premier Horse Stall Front Features

- Our Premier Stall Fronts are a safe, attractive, and affordable option for today's horse owners
- Premier Stall Fronts have a center open door design, with a 4' wide door that opens to a 41.5" access width
- Each Premier Stall Front includes an opening that will accept either a window or a feeder. These components pin to the frame at two connection points.
- Priefert's high density poly is durable, attractive, easy to clean, and is specially formulated to be high impact resistant.

FEEDERS & WINDOWS SOLD SEPARATELY

Related Items



Horse Stall Window



Horse Feeder

HSP--PI - Poly Horse Stall Panel Bar/Poly



SPECIFICATIONS

Product #	Length	Height	Weight
HSP02PI	2'	90"	38
HSP04PI	4'	90"	75
HSP10PI	10'	90"	136
HSP12PI	12'	90"	173

Vertical Bar Spacing: 2.25" between each bar

Color: Brown (Architectural Grade Powder Coat Finish)

HSP--SPI - Horse Stall Panel Solid Poly



SPECIFICATIONS

Product #	Length	Height	Weight
HSP02SPI	2'	90"	39 lbs
HSP04SPI	4'	90"	75 lbs
HSP10SPI	10'	90"	125 lbs
HSP12SPI	12'	90"	148 lbs

Color: Brown (Architectural Grade Powder Coat Finish)

Stall Accessories

Stall Accessories

HSFF - Premier Horse Stall Feeder

SPECIFICATIONS

Product #	HSFF
Width	28"
Depth	21"
Height	34"
Weight	51lbs



Color: Brown (Architectural Grade Powder Coat Finish)

HSFWIN - Premier Horse Stall Window

SPECIFICATIONS

Product #	HSFWIN
Width	28"
Depth	2.5"
Height	34"
Weight	23lbs



Color: Brown (Architectural Grade Powder Coat Finish)

FF20BLACK - Stall Feeder Bucket

SPECIFICATIONS

Product #	FF20
Width	17.5"
Depth	14.25"
Height	10.75"
Capacity	5 Gallons



PHSFB - Stall Feeder Bucket Bracket

SPECIFICATIONS

Product #	PHSFB
Width	6"
Length	17"
Height	10.5"
Material	11ga Steel

Bracket to be used with Stall Feeder Bucket (FF20BLACK)



Color: Brown (Architectural Grade Powder Coat Finish)

WOOD - Premier Stall Wood Kits

- Cut to Fit
- #1 Quality Pine
- Tongue & Groove, Beveled Boards
- Medium Color Stain for Attractive, Durable Finish



SPECIFICATIONS

Product #	Designed for use with	Weight
WOOD04	Bottom of 2' or 4' Stall Panels(HSP02W,HSP02SW,HSP04W,HSP04SW)	70
WOOD10	Bottom of 10' Stall Front or Panel(HSF10,HSP10W,HSP10SW)	171
WOOD12	Bottom of 12' Stall Front or Panel(HSF12, HSP12W, HSP12SW)	212
WOOD04-TOP	Top of 2' or 4' Solid Wood Stall Panels(HSP02SW,HSP04SW)	55
WOOD-TOP	Top of 10' or 12' Solid Wood Stall Panels(HSP10SW,HSP12SW)	153

SSP - Stall Starter Post



SPECIFICATIONS

Product #	Description	Weight
SSP2	Stall Starter Post 2-Way Connector	10.3
SSP3	Stall Starter Post 3-Way Connector	10.65

Color: Brown (Architectural Grade Powder Coat Finish)

NOTES

Panel Walkers

Lead Walkers



Panel Walker Kit Configurations

Product #	4 Horse	6 Horse	6 Horse	8 Horse
Diameter	40'	50'	70'	70'
Arm Length	20'	25'	35'	35'
Max Speed	10mph	13.2mph	17.6mph	17.6mph

Lead Walker Kit Configurations

Product #	4 Horse	6 Horse	8 Horse
Diameter	40'	50'	70'
Arm Length	20'	25'	35'
Max Speed	10mph	13.2mph	17.6mph

Panel Walker Standard Features

- Planetary Gearbox
- Whisper Quiet Operation
- 3 Horsepower Siemens Motor
- Variable Speed Adjustment
- Operates in Forward or Reverse
- Heavy Duty/Electrical Divider Panels
- Adjustable Divider Panel Height
- Standard Push Button Control Box or Optional Programmable Touch Screen
- Wireless Remote Control
- Emergency Shutoff
- Architectural Grade Powder Coat Finish

Lead Walker Standard Features

- Planetary Gearbox
- Whisper Quiet Operation
- 3 Horsepower Siemens Motor
- Variable Speed Adjustment
- Operates in Forward or Reverse
- Smart Lead Technology
- Standard Push Button Control Box or Optional Programmable Touch Screen
- Wireless Remote Control
- Emergency Releases
- Emergency Shutoff
- Architectural Grade Powder Coat Finish

Panel Walker Specifications

Divider Panels: 2" x 2" 4 ga. Wire Mesh, Width: 7' 1/4", Height: 4' 3"

Solid Bottom Round Pens: 6' tall, 16 ga. Quadraform, solid bottoms, pin connectors, available with rails or 2" x 2" 4 ga. wire mesh, 5' x 7' bow gates

Electrical: 240 VAC 30 AMPs & 120 VAC

Standard Color: Black

Lead Walker Specifications

Electrical: 240 VAC 30 AMPs

Standard Color: Black



Riding Arena Layouts

Product #	Panel Type	Panel Color	Panel Height
RIDING1	Economy	Green	65"
RIDING2	Utility	Brown	62"
RIDING3	Premier	Grey	64"

Our standard Riding Arenas are 100' wide by 200' long and include a single 12' gate, as well as a 6' x 9' bow gate.

AG - Arena Groomers

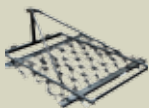


Eliminates expensive hydraulics and allows operators to break packed ground, pulverize clumps of dirt, and leave consistent footing; often in a single pass. For affordable versatility in arena grooming maintenance, our arena groomers are hard to beat!

Specifications				
Product #	Description	Width	Weight	Sugg. HP
AG06	6' ArenaMaster	6'	699 lbs	40-80
AG08	8' ArenaMaster	8'	916 lbs	60-100

Color: Blue & Black (Architectural Grade Powder Coat Finish)

Related Items



Chain Harrows

HS - Horse Stock

Specifications

Product #	HS
Length	78"
Width	35"
Height	92"
Weight	354 lbs



The Horse Stock may be bolted to a concrete floor or to the **Horse Stock Platform (HSPLAT)**. For use on natural ground, the Horse Stock should be mounted to 4 buried **Horse Stock Anchors (HSAK)**.

HORSE STOCK PLATFORM AND ANCHORS SOLD SEPARATELY.

Color: Black (Architectural Grade Powder Coat Finish)

HSPLAT - Horse Stock Platform

Specifications

Product #	HSPLAT
Length	90"
Width	35"
Height	8"
Weight	267 lbs



HSA - Horse Stock Anchors

Specifications

Product #	Description
HSA	Single Horse Stock Anchor
HSAK	Set of 4 Horse Stock Anchors




NOTES

Round Pens

Round Pens

RP - Economy Round Pens



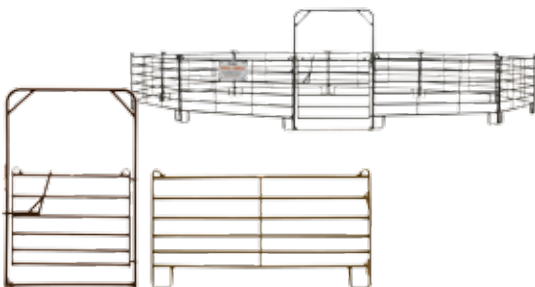
Economy Panels and Gates are designed for use with cooperative animals and are **NOT** for heavy crowding situations.

SPECIFICATIONS

Size	Gate	#	Panel*	#
RP40	RBG069	1	RP12	10
RP50	RBG069	1	RP12	13
RP60	RBG069	1	RP12	15
RP70	RBG069	1	RP12	18

Color: Green or Red (Architectural Grade Powder Coat Finish)

UP - Utility Round Pens



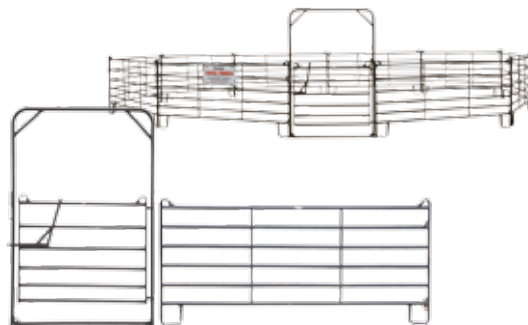
Our #1 selling **"Horse-Safe"** panel line, Utility Panels and Gates are recommended for enclosures where heavy pressure is not expected.

SPECIFICATIONS

Size	Gate	#	Panel*	#
UP40	UBG069	1	UP12	10
UP50	UBG069	1	UP12	13
UP60	UBG069	1	UP12	15
UP70	UBG069	1	UP12	18

Color: Brown or Green (Architectural Grade Powder Coat Finish)

PP - Premier Round Pens




"Tough Enough for Cattle, Safe Enough for Horses," these panels are designed for use in crowding applications.

SPECIFICATIONS

Size	Gate	#	Panel*	#
PP40	PBG069	1	PP12	10
PP50	PBG069	1	PP12	13
PP60	PBG069	1	PP12	15
PP70	PBG069	1	PP12	18

Color: Grey or Green (Architectural Grade Powder Coat Finish)

PPT - Premier Tall Round Pens



Constructed from our patented Quadraform™ tubing to allow for maximum strength and flexibility, these panels are ideal for horse owners that prefer taller pens.

SPECIFICATIONS

Size	Gate	#	Panel*	#
PPT40	PBGT069	1	PPT12	10
PPT50	PBGT069	1	PPT12	13
PPT60	PBGT069	1	PPT12	15
PPT70	PBGT069	1	PPT12	18

Color: Grey (Architectural Grade Powder Coat Finish)




Economy Panels

Priefert's most affordable panel suitable for horse owners. With loop legs, the economy panel is easy to move around for ladies and young adults. Its 65" height, single piece vertical stay, and chain connectors enhance safety for horses that accept confinement. An architectural grade powder coat finish helps this panel resist the elements.

Utility Panels

Our #1 selling "Horse Safe" Panels, safe & versatile. "Fishhook" tops combined with oval end frames and chain connectors help insure a snug fit while eliminating space between panels. J-legs help keep panels from sinking in soft ground and allow panels to slide when portability is required. Priefert is the only panel maker in the industry to use "drilled stays" which increase safety and strength. An architectural grade powder coat finish helps this panel resist scratching and the deteriorating effects of the weather.

RP - Economy Panels




HEIGHT: 65"
OF RAILS: 6
STAYS: 1.050" OD 20 ga.
TUBING: 1.66" OD 20 ga.

Product #	Length	Weight
RP06	6'	30 lbs
RP10	10'	46 lbs
RP12	12'	53 lbs

Color: Green or Red (Architectural Grade Powder Coat Finish)

UP - Utility Panels




HEIGHT: 62"
OF RAILS: 6
STAYS: 1.050" OD 20 ga.
TUBING: 1.66" OD 20 ga.

Product #	Length	Weight
UP10	10'	46 lbs
UP12	12'	53 lbs
UP16	16'	73 lbs

Color: Brown or Green (Architectural Grade Powder Coat Finish)

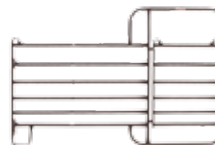
RWT - Economy Walk Thru Panels



Product #	Length	Weight
RWT10	10'	75 lbs
RWT12	12'	83 lbs

Panel Height: 65" | **Frame Height:** 7' | **Gate Width:** 6'

UWT - Utility Walk Thru Panels



Product #	Length	Weight
UWT10	10'	76 lbs
UWT12	12'	82 lbs

Panel Height: 62" | **Frame Height:** 7' | **Gate Width:** 4'

RBG - Economy Bow Gate



Product #	Length	Weight
RBG069	6'	92 lbs

Frame Height: 9'

UBG - Utility Bow Gate



Product #	Frame Height	Width	Weight
UBG04	7'	4'	47 lbs
UBG069	9'	6'	108 lbs

Premier Panels

Premier Tall Panels

TOUGH ENOUGH FOR CATTLE, SAFE ENOUGH FOR HORSES, this is our “first” panel and the one that provides the most versatility, superior durability, and arguably the best value of any panel on the market. Our unique Quadraform™ tubing offers increased flexibility while providing amazing capacity for remaining upright should an animal try to go over it. The single piece vertical stay through drilled rails adds even more strength and safety. An architectural grade powder coat finish helps this panel resist scratching and the deteriorating effects of the weather. For round pens, paddocks, corrals, sweeps, or anywhere confinement is needed, Priefert’s Premier Panels are a solid choice!

The new PPT12 is basically a “big brother” version of our Premier Panel line with two important differences, it is 72” tall and has our rodeo pin connectors.

Not only is this panel a great option for cattle working pens, but it also meets the Bureau of Land Management’s requirements for working with mustangs, making this panel a great option for cattle or horses.

PP - Premier Panels

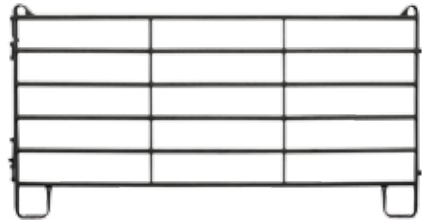


HEIGHT: 64”
OF RAILS: 6
STAYS: 1.050” OD 18 ga.
TUBING: 1.66” OD 16 ga. Quadraform™

Color: Green or Grey
 (Architectural Grade Powder Coat Finish)

Product #	Length	Weight
PPD	6’	40 lbs
PP08	8’	68 lbs
PP10	10’	82 lbs
PP12	12’	90 lbs
PP14	14’	104 lbs
PP16	16’	116 lbs

PPT - Premier Tall Panels




HEIGHT: 72”
OF RAILS: 6
STAYS: 1.050” OD 18 ga.
TUBING: 1.66” OD 16 ga. Quadraform™

Color: Grey (Architectural Grade Powder Coat Finish)

Product #	Length	Weight
PPT12	12’	94 lbs


PWT - Premier Walk Thru Panels



PANEL HEIGHT: 64” | **FRAME HEIGHT:** 7’ | **GATE WIDTH:** 4’

Product #	Length	Weight
PWT10	10’	110 lbs
PWT12	12’	123 lbs

PWTT - Premier Walk Thru Tall Panel



PANEL HEIGHT: 72” | **FRAME HEIGHT:** 7’ | **GATE WIDTH:** 4’

Product #	Length	Weight
PWTT12	12’	123 lbs

PBG - Premier Bow Gate



Bow Frame Height: 7’

Product #	Width	Weight
PBG04	4’	61 lbs
PFS08	8’	164 lbs
PFS10	10’	199 lbs
PFS12	12’	230 lbs

Bow Frame Height: 9’

Product #	Width	Weight
PBG069	6’	126 lbs
PFS109	10’	231 lbs
PFS129	12’	269 lbs

PBGT - Premier Bow Gate Tall



BOW FRAME HEIGHT: 9’

Product #	Length	Weight
PBGT069	6’	126 lbs

Parelli Panels

UPS10 - Parelli Panels



HEIGHT: 42"

RAILS: 4

STAY: 1

TUBING: 1.66" OD 20 ga.


Color: Green (Architectural Grade Powder Coat Finish)

Product #	Length	Weight
UPS10	10'	42 lbs

Sheep Hog & Goat Panels

- Ideal for exposition centers and fairgrounds
- Great for penning sheep, hogs, or goats at home
- Also great for miniature horses
- Vertical rails on 4" centers
- Architectural Grade Powder Coat Finish

SHP - Sheep, Hog, & Goat Panels



HEIGHT: 49"

TUBING: Frame 1.66" OD 18 ga. tubing

Color: Brown (Architectural Grade Powder Coat Finish)

Product #	Length	Weight
SHP04	4'	23 lbs
SHP05	5'	37 lbs
SHP06	6'	51 lbs
SHP08	8'	49 lbs
SHP10	10'	61 lbs

SHBG - Sheep, Hog, & Goat Bow Gate



Bow Frame Height: 80"

Product #	Length	Weight
SHBG04	4'	23 lbs
SHBG05	5'	37 lbs
SHBG06	6'	51 lbs

Roughstock Panels

REQUIRES CONNECTOR POSTS
GREAT IN CROWDING SITUATIONS


Priefert's heaviest, most durable panel. These panels feature closed tops & bottoms, pin connectors, and an architectural grade powder coat finish.

RSP - Rough Stock Panels



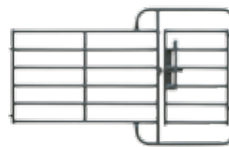
Product #	Length	Weight	#Stays
RSP04	4'	46 lbs	0
RSP05	5'	54 lbs	0
RSP06	6'	69 lbs	1
RSP08	8'	90 lbs	1
RSP09	9'	105 lbs	1
RSP10	10'	107 lbs	1
RSP12	12'	122 lbs	1
RSP14	14'	154 lbs	2
RSP16	16'	165 lbs	2

HEIGHT: 72" (when connected to post)
TUBING: 2" OD 14 ga.



Color: Grey (Architectural Grade Powder Coat Finish)

RSWT - Rough Stock Walk Thru Panels



Product #	Length	Weight
RSWT10	10'	211 lbs
RSWT12	12'	230 lbs

Panel Height: 6' | **Frame Height:** 7' | **Gate Width:** 4'

RSBG - Rough Stock Bow Gate



Bow Frame Height: 7'

Product #	Width	Weight
RSBG037	3'	117 lbs
RSBG047	4'	154 lbs
RSBG057	5'	175 lbs

Bow Frame Height: 9'


Product #	Width	Weight
RSBG069	6'	245 lbs
RSBG079	7'	260 lbs
RSBG089	8'	279 lbs
RSBG099	9'	270 lbs
RSBG109	10'	303 lbs
RSBG129	12'	325 lbs

Roughstock Arena Panels

GREAT IN CROWDING SITUATIONS

These 6' tall straight-legged panels are durable and versatile, with closed tops and bottoms, pin connectors, and an architectural grade powder coat finish.

RSAP - Rough Stock Arena Panels




Product #	Length	Weight	#Stays
RSAPD06	6'	65 lbs	1
RSAP08	8'	77 lbs	1
RSAP10	10'	90 lbs	1
RSAP12	12'	108 lbs	1
RSAP14	14'	124 lbs	2
RSAP16	16'	137 lbs	2

HEIGHT: 6'
TUBING: 2" OD 16 ga.

Color: Grey (Architectural Grade Powder Coat Finish)

RSAWT - Rough Stock Arena Walk Thru Panels



Product #	Length	Weight
RSAWT10	10'	199 lbs
RSAWT12	12'	230 lbs
RSAWTP10	10'	199 lbs
RSAWTP12	12'	230 lbs

Panel Height: 6' | **Frame Height:** 7' | **Gate Width:** 4'

Connection Points -RSAWT: Pins attached to the gate side, female connector tabs on the opposite side.

RSAWTP: Pin connectors securely attached to each end of the panel.

RSABG - Rough Stock Arena Bow Gate



Bow Frame Height: 9'

Product #	Width	Weight
RSABG109	10'	225 lbs
RSABG129	12'	315 lbs



Gates

Gates



POUND FOR POUND, DOLLAR FOR DOLLAR, OUR GATES ARE THE BEST VALUE ON THE MARKET. AVAILABLE IN A VARIETY OF LENGTHS AND GAUGES, OUR GATES ARE DESIGNED TO BE DURABLE AND ATTRACTIVE.

All gates are approximately 5" shorter than stated length to allow the gate to be hung in line with the fence and still swing through the opening. *18'-20' Gates Bolt Together


RG - Economy Gate



PART#	L	H	WGHT	COLORS
RG04	4'	50 1/2"	19 lbs	Red Green
RG06	6'	50 1/2"	25 lbs	
RG08	8'	50 1/2"	33 lbs	Red Green
RG10	10'	50 1/2"	44 lbs	
RG12	12'	50 1/2"	52 lbs	Red Green
RG14	14'	50 1/2"	59 lbs	
RG16	16'	50 1/2"	68 lbs	*Galvanized not available on 18-20' lengths
RGBTG18*	18'	50 1/2"	90 lbs	
RGBTG20*	20'	50 1/2"	97 lbs	

Color: Red or Green (Architectural Grade Powder Coat Finish)


RWG - Wire Filled Economy Gate



PART#	L	H	WGHT	COLORS
RWG04	4'	50 1/2"	21 lbs	Red Green
RWG06	6'	50 1/2"	29 lbs	
RWG08	8'	50 1/2"	37 lbs	Red Green
RWG10	10'	50 1/2"	45 lbs	
RWG12	12'	50 1/2"	52 lbs	Red Green
RWG14	14'	50 1/2"	57 lbs	
RWG16	16'	50 1/2"	66 lbs	*Galvanized not available on 18-20' lengths

Color: Red or Green (Architectural Grade Powder Coat Finish)

DG - D-Gate



PART#	L	H	WGHT	COLORS
DG04	4'	48"	23 lbs	Brown
DG06	6'	48"	31 lbs	
DG08	8'	48"	38 lbs	Brown
DG10	10'	48"	41 lbs	
DG12	12'	48"	49 lbs	Brown
DG14	14'	48"	56 lbs	
DG16	16'	48"	69 lbs	Brown

Color: Brown (Architectural Grade Powder Coat Finish)

PG- 4 Rail Ponderosa Gate



PART#	L	H	WGHT	COLOR
PG04	4'	38"	34 lbs	Black Brown
PG10	10'	38"	70 lbs	
PG12	12'	38"	81 lbs	Black Green
PG16	16'	38"	106 lbs	

Color: Black, Brown, Grey or Green (Architectural Grade Powder Coat Finish)
Also available in a 3 Rail Design, call for more information.

RG2 - Bull Gate

EXCELLENT FOR CROWDING SITUATIONS



PART#	L	H	WGHT	COLORS
RG204	4'	50 3/4"	40 lbs	Grey
RG206	6'	50 3/4"	53 lbs	
RG208	8'	50 3/4"	69 lbs	Grey
RG210	10'	50 3/4"	87 lbs	
RG212	12'	50 3/4"	102 lbs	Grey
RG214	14'	50 3/4"	114 lbs	
RG216	16'	50 3/4"	127 lbs	*Galvanized not available on 18-20' lengths
RGBTG18*	18'	50 3/4"	160 lbs	
RGBTG20*	20'	50 3/4"	176 lbs	

Color: Grey (Architectural Grade Powder Coat Finish)



Roping Chutes

Roping Chutes

RC98M | Manual Roping Chute



QUIET FRONT RELEASE GATES | The unique braking system used to control the front release gate is set to virtually eliminate noise.

FINGERTIP TOUCH RELEASE | The easy fingertip touch release and spring assisted opening ensures that every roper gets the same release of the steer or calf.

CHUTE RESET LEVERS | Simply push one of the reset levers toward the back of the chute to reset the front release gate.

CONTOURED SIDES | The contoured sides narrow at the bottom to discourage animals from turning around in the chute.

SPLIT TAILGATE | The split tailgate opens from either side of the chute and operates without ropes, pulleys, or knee-knocking levers.

Specifications

Product #	RC98M
Overall Height	63"
Overall Width	36"
Overall Length	86"
Inside Width at Top	30"
Inside Width at Bottom	14"
Weight	476 lbs
Color	Blue (Architectural Grade Powder Coat Finish)

RC98SCOREAI | Score Chute



QUIET FRONT RELEASE GATES | The unique braking system used to control the front release gate is set to virtually eliminate noise.

INTERIOR NECK GATE | Can be engaged to hold a steer inside the chute, allowing the roper to repeatedly open the front gate to "score" his/her horse.

LASER EYE | Detects the presence or absence of an animal in the chute.

FULLY AUTOMATIC MODE | One push of a button activates the laser eye and operates most every function of the chute.

SEMI-AUTOMATIC MODE | Each function of the chute is controlled independently by a different button on the remote.

DELAY SETTING | A dial on the chute's control box can be set to delay the opening of the chute's front release or Interior Neck Gate from 3-30 seconds after the remote button is pushed.

SPLIT TAILGATE | Can be opened with the remote and operates without ropes, pulleys or knee-knocking levers.

REMOTE CONTROL | Our preprogrammed Remote Control unit is compact and easily fits in a pocket or in the leather belt clip case (sold separately).

Specifications

Product #	RC98SCOREAI
Overall Height	68"
Overall Width	36"
Overall Length	86"
Inside Width at Top	30"
Inside Width at Bottom	14"
Weight	620 lbs
Color	Blue (Architectural Grade Powder Coat Finish)

Related Items



Solar Box (Q36)



RC98ASRAI

Roping Chutes

Roping Chutes

RC98C

COMPETITION ROPING CHUTE

This chute is used at the Wrangler National Finals Rodeo & many other Pro Rodeos across the nation.



SPECIFICATIONS

Product #	Length	Width	Height	Weight
RC98C	106"	36"	64"	491 lbs

Inside Width at Top: 30" Inside Width at Bottom: 17"

RC98AI

AUTOMATIC ROPING CHUTE

Takes efficiency to a whole new level and is ideal for the practice arena because it virtually eliminates the need for extra chute help.



SPECIFICATIONS

Product #	Length	Width	Height	Weight
RC98AI	86"	36"	68"	491 lbs

Inside Width at Top: 30" Inside Width at Bottom: 14"

RC98Q36

SOLAR POWERED ROPING CHUTE

The Q36 requires no electrical cords or air lines, just the sun! The solar panel is attached to the top of the compact release box.



SPECIFICATIONS

Product #	Length	Width	Height	Weight
RC98Q36	86"	36"	63"	485 lbs

Inside Width at Top: 30" Inside Width at Bottom: 14"

RCCALF

MANUAL CALF ROPING CHUTE

Same basic design and functionalities of our larger chutes at a fraction of the cost. This chute is ideal for the roper who is only running calves.



SPECIFICATIONS

Product #	Length	Width	Height	Weight
RCCALF	63"	21"	50"	196 lbs

Inside Width : 14"

RCCALFA

AUTOMATIC CALF ROPING CHUTE

Designed for the roper who is only running calves, this remote-controlled calf chute is ideal for the practice pen because it virtually eliminates chute help.



SPECIFICATIONS

Product #	Length	Width	Height	Weight
RCCALFA	63"	21"	44.5"	233 lbs

Inside Width : 14"

RCS98SC

STRIPPING CHUTE

Designed to create a safe area for removing ropes and/or head wraps from steers. This chute is typically placed in a return alley.



SPECIFICATIONS

Product #	Length	Width	Height
RCS98SC	73"	36"	71"

Inside Width at Top: 30" Inside Width at Bottom: 14"

Roping Accessories

Roping Accessories

ABC

ADJUSTABLE BARRIER CAGE



Designed to be used with a laser eye setup (not included) to replace the traditional barrier system.

SPECIFICATIONS

Product #	Length	Width	Height	Weight
ABC	8'-18'	36"	38"	113 lbs

Q36

SOLAR POWERED CONTROL BOX



Designed to be attached to a Priefert RC98 Manual Roping Chute (chute sold separately).

Requires no electrical cords or air lines, just the sun!

Equipped with a battery backup that will allow the unit to operate in the event that there is no sunlight to recharge it.

SPECIFICATIONS

Product #	Length	Width	Height	Weight
Q36	15"	9"	5"	20 lbs

RC98ASRAI

FULLY AUTOMATIC CONTROL BOX



Designed as an upgrade for your RC98M (sold separately).

The built in Laser Eye detects the presence or absence of an animal in the chute.

This control box takes efficiency to a whole new level and is ideal for the practice arena because it virtually eliminates the need for extra chute help.

SPECIFICATIONS

Product #	Length	Width	Height	Weight
RC98ASRAI	36.5"	10"	12"	37 lbs

RC98SP

ROPING CHUTE STEER PUSHER



Designed to keep steers "pushed" toward the front of the chute, eliminating the need for additional chute personnel to help keep steers "pushed up" and ready for the next run.

SPECIFICATIONS

Product #	Length	Width	Height	Weight
RC98SP	35"	14"	35"	55 lbs

RCS98

ROPING CHUTE ADD-ON SECTION



Add-on Section helps lend speed and efficiency to any roping competition by allowing producers to keep steers staged and ready for the next run.

SPECIFICATIONS

Product #	Length	Width	Height	Weight
RCS98	73"	35"	64"	325 lbs

Inside Width at Top: 30" Inside Width at Bottom: 14"

RCS98C

COMPETITION ROPING CHUTE ADD-ON SECTION



Designed to attach to the back of Priefert's Competition Roping Chute, this section helps lend speed and efficiency to any roping competition by allowing producers to keep steers staged and ready for the next run.

SPECIFICATIONS

Product #	Length	Width	Height	Weight
RCS98C	107"	36"	65"	325 lbs

Inside Width at Top: 30" Inside Width at Bottom: 17"

Roping Accessories

Roping Accessories

RCREMOTE / TCASE-10

REMOTES & REMOTE CASE



SPECIFICATIONS

Product #	Description	Fits in case
TRANS2010-RC-R	4-Button Red Remote	Yes
TRANS2010-RC-Y	4-Button Yellow Remote	Yes
TRANS2010-RC-B	4-Button Blue Remote	Yes
TRANSQ36	1-Button Red Remote	Yes
TCASE-10	Leather Remote Case	-

Remotes are not interchangeable, you must select the same style remote that originally came with your control box.

RBOX- Roping Boxes

Priefert Roping Boxes provide a safe place for horse and rider to wait for the release of a steer or calf.




SPECIFICATIONS

Product #	Description
RBOX2LC	Left Side Box w/Concrete-style Leg
RBOX2RC	Right Side Box w/Concrete-style Leg
RBOX2LS	Left Side Box w/Bury-style Leg
RBOX2RS	Right Side Box w/Bury-style Leg

SP08AK - Steer Alley Kit

Includes:
2- 8' Steer Alley Panels,
1- Steer Panel Bottom Pipe,
1- Steer Panel Top Pipe.



SPECIFICATIONS

Product #	SP08AK
Alley Section Length	8'
Inside Alley Width at Top	30"
Inside Alley Width at Bottom	14"
Panel Height	54"

SP90AK - 90° Turn for Steer Alley

Includes:
1- Steer Alley 90 Degree Bottom Pipe, 1- Steer Alley 90 Degree Inside Turn Panel, 1- Steer Alley 90 Degree Outside Turn Panel, 1- Steer Alley 90 Degree Top Pipe



SPECIFICATIONS

Product #	SP90AK
Inside Width at Top	30"
Inside Width at Bottom	14"
Turn Height	54"

SCRG04 - Stripping Chute Release Gate

The Stripping Chute Release Gate serves as a blocking gate and locks in the down/closed position to keep the steer in the "stripping" area until all ropes have been removed.



SPECIFICATIONS

Product #	SCRG04
Overall Height	73"
Overall Width	36"
Overall Length	16"
Weight	151 lbs

SCEF - Stripping Chute Entry Frame

Designed for use with our Stripping Chute Release Gate (sold separately) to create a "Stripping Chute" in a return alley.



SPECIFICATIONS

Product #	SCEF
Overall Height	61"
Overall Width	30"
Overall Length	5"
Weight	48 lbs

Bucking Chutes

Bucking Chutes

BCRR /BCLR | Bucking Chute



- Spring-Loaded Lever Latch locks when open eliminating any threatening snags that could possibly hip an animal
- Gate latches are shielded from the inside of the chute for added safety
- Metal Roller Design
- Oval side rails minimize leg pressure and possible horn catch areas
- Attached Folding Platform comes standard with each chute
- Tie-Down Bars are welded into each Bucking Chute gate to provide secure, easy-to-access tie-down points when needed
- Urethane-Lined Hinges allow gates to open effortlessly and stand up to extended use with less wear

Specifications

Product #	BCRR (Right Release) BCLR (Left Release)
Overall Height	88" (Does not include skids)
Gate Height	72" From Ground
Overall Length	114"
Inside Length	101"
Overall Width	40"
Inside Width	33"
Platform Size	99.5" L X 60" W
Platform Height	38" From Ground
Weight	1938 lbs

Add-on Bucking Chute

- Each Add-On Chute features a single Rumber®-filled roll gate. The open end of the chute must be attached to the roll gate of a corresponding left/right delivery Bucking Chute (sold separately) to create a series of connected chutes.

Specifications

Product #	BCRRAO / BCLRAO
Overall Height	88" (Does not include skids)
Gate Height	72" From Ground
Overall Length	104"
Inside Length	101"
Overall Width	40"
Inside Width	33"
Platform Size	99.5" L X 60" W
Platform Height	38" From Ground
Weight	1938 lbs

Bucking Chute Sets



- Priefert Bucking Chutes are available as sets of 2, 3, or 4 chutes in either a left or right delivery configuration. These pre-assembled sets can be moved as a single unit with the appropriate size lift.

SPECIFICATIONS

Product #	Description	Length	Weight
BC2LR	Set of 2 Left Delivery Chutes	18'	3498 lbs
BC2RR	Set of 2 Right Delivery Chutes	18'	3498 lbs
BC3LR	Set of 3 Left Delivery Chutes	26' 8"	5058 lbs
BC3RR	Set of 3 Right Delivery Chutes	26' 8"	5058 lbs
BC4LR	Set of 4 Left Delivery Chutes	35' 4"	6618 lbs
BC4RR	Set of 4 Right Delivery Chutes	35' 4"	6618 lbs

Bucking Chute Accessories

BC Platform Stairs & Handrail

Priefert's Bucking Chute Platform Stairs are specifically designed to attach to the folding platform on the back of Priefert Bucking Chutes.



SPECIFICATIONS

Product #	Description	Weight
BCPS	Bucking Chute Platform Stairs	100 lbs
BCSHR	Bucking Chute Stair Hand Rail	31 lbs

RS90 | 90° Rough Stock Turn Kit

Designed to be used in conjunction with Priefert Bucking Chutes (sold separately). This kit creates the last turn that directs animals from the crowding or loading alley into the bucking chute.

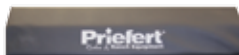


SPECIFICATIONS

Product #	Dimensions (approx.)	Weight
RS90	42"X 45" - 72"Height	259 lbs

SCPBC | Bucking Chute Crash Pad

Designed to provide extra safety for cowboys, these Crash Pads are used by the PBR and the NFR.



SPECIFICATIONS

Product #	Description
SCPBC	Standard Crash Pad(Fits over roll gate hood)
SCPE	8" Extension Crash Pad

MBCL | Mutton Bustin Chute

Designed to connect to Priefert's Sheep, Hog, & Goat Panels to create a complete mini-arena.



SPECIFICATIONS

Product #	Length	Width	Height	Weight
MBCL	64"	36"	58"	306 lbs



Bunk Feeders

Cattle Feeders

FBFWL-Bunk Feeders w/ Drop in Liners

This feeder features a durable poly liner with a pan depth of 9" and a 22.5" inside trough width.



SPECIFICATIONS

Product #	Finish	Length	Weight
FBFWL05	Powder Coated over Galv.	5'	31 lbs
FBFWL	Powder Coated over Galv.	10'	65 lbs
FBFWLG	Galvanized	10'	65 lbs

FBFWSL-Bunk Feeder w/ Slide-in Liner

Each feeder features a durable poly liner with a pan depth of 9"

Galvanized legs under powder coat help the feeder resist rust and corrosion.



SPECIFICATIONS

Product #	Length	Weight
FBFWSL	10'	76 lbs

FBFWML-Bunk Feeder w/ Metal Liner

This all metal feeder features galvanized steel under powder coat to help the feeder resist rust and corrosion.



SPECIFICATIONS

Product #	Length	Weight
FBFWML	10'	97 lbs

FBLINER-Feed Bunk Replacement Liner

These durable poly liners are available as replacement liners for Priefert's Model FBFWL05, FBFWL, GFWHR, and FBFWLG feeders.



SPECIFICATIONS

Product #	Length	Weight	For Use With
FBLINER	10'	18 lbs	FBFWL, FBFWLG
FBLINER05	5'	12 lbs	FBFWL05

RBF-Economy Round Bale Feeders

Color: Blue (Architectural Grade Powder Coat Finish)



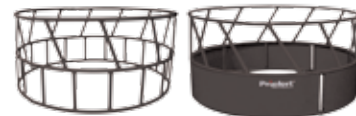
SPECIFICATIONS

Product #	Description	Weight
RBFE	Economy Round Bale Feeder	105 lbs
RBFESE	Economy Skirted Round Bale Feeder	160 lbs
RBFEGB	Galvanized Economy Round Bale Feeder	105 lbs

RBFDH-Heavy Duty Round Bale Feeders

Ideal for feeding round bales of hay to your cows, calves, and bulls.

Color: Grey (Architectural Grade Powder Coat Finish)



SPECIFICATIONS

Product #	Description	Weight
RBFDH	Heavy Duty Round Bale Feeder	210
RBFDHSD	Heavy Duty Skirted Round Bale Feeder	255

CF-Creep Feeder

Priefert's powder coated Creep Feeder is a great way to provide a continuous free flow of feed to small livestock such as calves.



SPECIFICATIONS

Product #	Description
CF	Creep Feeder Only
CFCP	Calf Pass Panel Kit Only
CFC	Creep Feeder w/Calf Pass Panel Kit

BMF- Bull Mineral Feeders

This three compartment feeder provides expensive mineral supplements protection from the elements.



SPECIFICATIONS

Product #	Description
BMFHD	Heavy Duty Mineral Feeder
BMFHDFC	Mineral Feeder w/Fly Control

Cattle & Horse Feeders

Horse Feeders

WVF-Weather Vane Feeder

The durable rubber feed tub has a 15 gallon capacity, is 9" deep, and 24" in diameter.




SPECIFICATIONS

Product #	Base Width	Weight
WVF	48"	57 lbs

PCPP12-Premier Calf Pass Panel

Designed to allow calves access to feeders while restricting access to cows.

This powder coated panel features seven access slots for cattle.



SPECIFICATIONS

Product #	Length	Height	Weight
PCPP12	12'	68"	147 lbs

HGF-Hay & Grain Feeder

Features a welded metal hay rack and a rounded bottom feed tub, making it ideal for feeding hay and/or grain.



SPECIFICATIONS

Product #	Height	Width	Depth	Weight
HGF	29"	21"	19"	49 lbs

HF/HR-Bunk Feeder for Horses

Features a welded metal hay rack and a rounded bottom feed tub, making it ideal for feeding hay and/or grain.



SPECIFICATIONS

Product #	Description	Weight
HFVHR	5' Bunk Feeder with Hay Rack	113 lbs
HFVWL	5' Bunk Feeder only	66 lbs
HRH	Hay Rack Only	46 lbs

PHFH-Pasture Horse Feeder

This feeder features a hay rack over durable double tub poly liner with a 10.5" pan depth.

Lip of feed pan 29" from the ground.



Color: Brown (Architectural Grade Powder Coat) Finish

SPECIFICATIONS

Product #	Height	Width	Length	Weight
PHFH	65"	55"	63"	161 lbs

RBFH-Round Bale Feeder

Free of head and foot traps.

Ideal for feeding round bales of hay to your horses or to your horned cattle.



Color: Brown (Architectural Grade Powder Coat)

SPECIFICATIONS

Product #	Height	Diameter	Weight
RBFH	34"	96"	116 lbs

RBFT-Tombstone Feeder

Free of head and foot traps.

Ideal for feeding round bales of hay to your horses.



Color: Brown (Architectural Grade Powder Coat)

SPECIFICATIONS

Product #	Height	Diameter	Weight
RBFT	49"	96"	159 lbs


GF- Goat Feeder w/ Hay Rack

Features a welded metal hay rack and a rounded bottom feed tub, making it ideal for feeding hay and/or grain.



SPECIFICATIONS

Product #	Description	Weight
GFVHR	5' Bunk Feeder w/Hay Rack	105 lbs
GFVWL05	5' Bunk Feeder Only	31 lbs
HRG	Hay Rack Only	40 lbs



Water Tanks

Horse Waterer

WTR-Round Galvanized Water Tanks

Superior construction from premium grade materials.

Smooth rolled rims provide an animal-safe environment.



SPECIFICATIONS

Product #	Radius	Capacity	Weight
WTR03	36"	80 gal	48 lbs
WTR04	48"	158 gal	70 lbs
WTR06	72"	394 gal	123 lbs
WTR08	96"	717 gal	185 lbs

WATERER - Little Giant Push Paddle

Ideal for use in stalls to provide water for your horses.

Horse activates or "pushes" the paddle in the water bowl, this waterer automatically dispenses fresh water.



SPECIFICATIONS

Product #	Length	Width	Height	Weight
WATERER	10"	8.5"	5"	10 lbs

WTO-1' Deep Oval Galvanized Water Tanks

Ideal for use with small livestock.

Smooth rolled rims provide an animal-safe environment.



SPECIFICATIONS

Product #	Length	Width	Capacity	Weight
WTO241	48"	24"	48 gal	31 lbs
WTO261	72"	24"	71 gal	45 lbs

WTO-2' Deep Oval Galvanized Water Tanks

Ideal for use with horses, cattle, and other livestock.

Smooth rolled rims provide an animal-safe environment.



SPECIFICATIONS

Product #	Length	Width	Capacity	Weight
WTO232	36"	24"	72 gal	42 lbs
WTO242	48"	24"	95 gal	48 lbs
WTO252	60"	24"	118 gal	61 lbs
WTO262	72"	24"	142 gal	71 lbs

NOTES

Notes



Dog Kennels

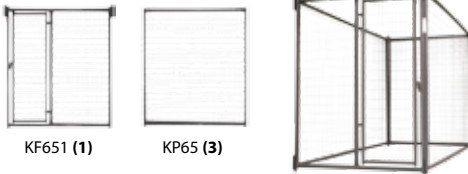
Premier Kennel Kits

Kits & Components

Kennel Features

- Superior Architectural Grade Powder Coat Finish with UV inhibitors
- Galvanized tubing under powder coat helps the kennel resist rust and corrosion.
- NO TOOLS REQUIRED FOR ASSEMBLY of basic kennels
- 2" x 4" welded wire with each wire welded to kennel frame
- Lockable door latch
- Bottom Rail 2" off pad for easy cleaning
- Multiple kennels "interlock"
- Kennel tops, shade cloths, and supporting "bows" are excellent add-on accessories
- 48" tall plastic privacy sheeting available; attaches to any divider panel
- A variety of kennel connectors available for 4 way or wall attachment

5' x 5' Dog Kennel Kit




KF651 (1)

KP65 (3)

SPECIFICATIONS

Product #	Description	Height
KK6551	5' x 5' Kennel Kit	6'

5' x 10' Dog Kennel Kit



KF651 (1)

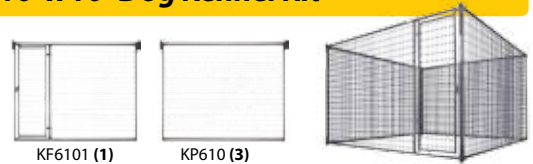
KP65 (1)

KP610 (2)

SPECIFICATIONS

Product #	Description	Height
KK65101	5' x 10' Kennel Kit	6'

10' x 10' Dog Kennel Kit



KF6101 (1)

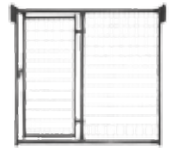
KP610 (3)

SPECIFICATIONS

Product #	Description	H Height
KK610101	10' x 10' Kennel Kit	6'

KF - Kennel Fronts

- Each Front has 1 Door
- Lockable Gravity Latch
- Each Kennel Front includes two Standard 3-Way Kennel Connectors (KC3WNG)
- Color: Grey (Architectural Grade Powder Coat)

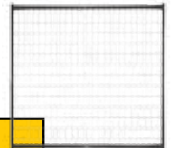


SPECIFICATIONS

Product #	KF651	KF6101
Height	6'	6'
Length	5'	10'
Weight	56 lbs.	83 lbs.

KP - Kennel Panels

- Each Kennel Panel includes two Standard 3-Way Kennel Connectors
- Color: Grey (Architectural Grade Powder Coat)



SPECIFICATIONS

Product #	KP65	KP610
Height	6'	6'
Length	5'	10'
Weight	44 lbs.	69 lbs.

KC - Kennel Connectors

- With no tools required, our kennel connectors make assembling Premier Kennels quick and easy.
- Color: Grey (Architectural Grade Powder Coat)



SPECIFICATIONS


Product #	Description
KC3WNG	Standard 3-Way Kennel Connector
KC4W	4-Way Kennel Adapter
KC3WNGA	3-Way Kennel Connector w/Ground Anchor
KDS	Kennel Door Stop

Kennel Accessories

KT- Kennel Tops & Adapters

• Designed to bolt into place, making installation quick and easy.

• Color: Grey (Architectural Grade Powder Coat)



SPECIFICATIONS

Product #	Description	Weight
KT510	5' x 10' Kennel Top	58 lbs
KTAP10	10' Kennel Top Adapter Pipe	15 lbs
KSP10	10' Kennel Stabilizer Pipe	11 lbs

KPP - Kennel Privacy Panel

• Constructed from durable 1/8" thick plastic sheeting

• Color: Black



SPECIFICATIONS

Product #	Description
KPP05	4' x 5' Privacy Panel
KPP10	4' x 10' Privacy Panel

KS - Kennel Shades

- 80% UV Treated Polypropylene
- Made available for any size kennel
- Grommets every 2"
- Makes a great windbreak
- Color: Green



SPECIFICATIONS

Product #	KS510	KS1010
Length	10'	10'
Width	5'	10'
Weight	4 lbs.	6 lbs

KB - Kennel Bows



SPECIFICATIONS

Product #	Description
KB5	5' Kennel Bow
KB10	10' Kennel Bow



Ponderosa Fencing

Fencing Aids

Fencing & Fencing Aids

Fencing & Fencing Aids



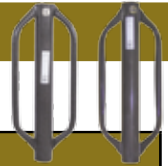
PRIEFERT'S PONDEROSA WOOD POST FENCE is a revolution in the fence industry. We've combined the aesthetic look of the western lifestyle with the quality, durability, and convenience of Priefert's powder-coated tubing. This makes Ponderosa fencing a great addition to any ranch or home place.

Ponderosa Features

- Wood posts are pressure treated after all holes are drilled
- Post come with domed top for safety and water shed
- Post connectors allow for expansion and contraction
- Rustic look
- Powder coated over galvanized tubing
- No weld swedge design

CALL TODAY FOR THE QUOTE:
1-800-527-8616

PDRIVER - T-Post Drivers



- Larger handles for easier grip
- Handles offset for easier driving
- Architectural Grade Powder Coat Finish

SPECIFICATIONS

Product #	PDRIVER	PDRIVERHD
Width	11"	12"
Height	31"	31"
Inside Diameter	2"	2-3/4"
Weight	20 lbs.	30 lbs
Color	Gunmetal grey	

TPOSTP - T-Post Puller




- Pull T-posts easier with minimal effort
- Chain hook included to help pull wood post
- Architectural Grade Powder Coat Finish

SPECIFICATIONS

Product #	TPOSTP
Length	38 1/2" (max) 6" (min)
Height	65" (max) 36 1/2" (min)
Weight	16 lbs.
Color	Gunmetal Grey

HB - H-Braces



HEIGHT: 96"

SPECIFICATIONS

Product #	Description	Length	Weight
HB2.8041	4' Fixed Single Rail H-Brace	48"	70 lbs
HB2.8081	8' Fixed Single Rail H-Brace	96"	78 lbs
HBS2.8081	8' Swivel H-Brace	96"	114 lbs

HB2.8DM - H-Brace Dead Man



- H-Brace Dead-Man is designed to work with Priefert H-Braces (sold separately)
- Increase the longevity of your fence by providing additional support to your braces

SPECIFICATIONS

Product #	Width	Length	Weight
HB2.8DM	3"	96"	38 lbs

Notes



Poultry Equipment

Litter Saver & Blades

Chain Harrows

LS- Litter Saver



SPECIFICATIONS

Product #	LS5	LS7
Working Width	60"	84"
Overall Width	79"	106"
Weight	595 lbs	876 lbs
PTO HP Rating	40 Hp min	60 Hp min

PRIEFERT'S LITTER SAVER has been called "the most affordable machine on the market for litter management and control." This machine allows you to save time and money while being environmentally friendly by giving you the ability to reuse litter.

PILBB - Litter Black Blade



SPECIFICATIONS

Product #	PILBB
Blade Width	84"
Blade Width with attachment	96"
Blade Height	26"
Overall Height	40"
Weight	739 lbs

PRIEFERT'S LITTER BACK BLADE is specifically designed for litter windrowing and is a solid, yet still economical, choice for producers. With this blade, you can not only create safe litter conditions for your birds, but you will also save money by reducing expensive cleanout and shavings costs.

PICH- Chain Harrow w/ Draw Bar & Hitch

SPECIFICATIONS

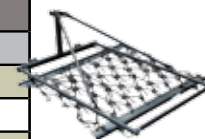
Product #	Mat Size	Weight
PICH44	4' X 4'	111 lbs
PICH46	4' X 6'	144 lbs
PICH48	4' X 8'	213 lbs
PICH412	4' X 12'	305 lbs



PICH--LK- Chain Harrow w/ Lift Kit

SPECIFICATIONS

Product #	Mat Size	Weight
PICH44LK	4' X 4'	208 lbs
PICH46LK	4' X 6'	328 lbs
PICH48LK	4' X 8'	343 lbs
PICH412LK	4' X 12'	413 lbs



CH- Chain Harrow Mats

SPECIFICATIONS

Product #	CH084848	CH087248
Mat Size	4' X 4'	4' X 6'
Weight	84 lbs	115 lbs



PICHH- Chain Harrow Hitch

SPECIFICATIONS

Product #	PICHH
Length	90"



PICHLB- Lift Kit for Chain Harrow

SPECIFICATIONS

Product #	PICHLB
Weight	88 lbs



Deer Feeder

Feeder & Panels

ADF1000 Automated Deer Feeder

The Most Advanced Feeder on the Market



Features

- Rain Sensor signals the trough to close when it starts to rain
- The programmable timer allows you to set your feeder to open and close up to 3 different times a day
- Feed bin can easily be filled from the ground
- Feed bin capacity 1000 lbs of protein/ 1250 lbs of corn
- Solar Panel provides power for battery
- Galvanized material under powder coat helps resist rust and corrosion

Specifications

Product #	ADF1000		
Overall Height	84.5"	Trough Height	18"
Overall Width	47"	Trough Opening	11" X 48"
Skid Length	74.5"	Weight	347 lbs
Material	16 Ga. Flat Galvanized Steel		
Color	Green (Architectural Grade Powder Coat Finish)		

CF-D Wildlife Creep Feeder

- Skids allow for easy moving
- Feed Capacity: 750 lbs

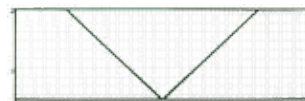


Specifications

Product #	CF-D
Length	49.5"
Width	68.5"
Height	56.5"
Weight	255 lbs.
Color	Green (Architectural Grade Powder Coat Finish)

HP3X12 Wildlife Panels

- Controls access to feeding station
- Pin connections, conveniently designed so that you never lose the pins



Specifications

Product #	HP3X12
Length	12'
Height	36"
Material	2x4 Mesh Wire Panel with Angle Iron Trim
Color	Green (Architectural Grade Powder Coat Finish)

HPFAWN Fawn Panels

- Creates a shorter section of perimeter fence around the feed station allowing fawns easy access to feed station.



Specifications

Product #	HPFAWN
Width	18"
Height	36"
Material	16 Ga. Flat Galvanized Steel
Color	Green (Architectural Grade Powder Coat Finish)

Limbsaw

Priefert Toys

LIMSAW1- Tree Trimming Attachment



SPECIFICATIONS

Product #	LIMSAW1
Mast	8'
Weight	84 lbs

- Mounts directly to front end loader of your tractor, skid loader, or backhoe and is easily attached by one person
- 5,000 RPMs means incredible cutting power
- Quieter, safer, and easier to use than hand held chainsaws
- Reversible motor helps back the saw out of a pinch
- Equipped with a self-oiling system
- Easy-access, built-in chain tensioning system
- Trims limbs up to 8 feet higher than your loader can reach

NOTES

Contact M&F Western for purchasing



M&F Western Products, Inc. | Sulphur Springs, TX

SPECIFICATIONS

Product #	Description
50402	18 Wheeler
50404	Barrel Racing Arena
50406	Team Roping Arena
50408	Bull Riding Arena
50410	Round Pen Set
50412	Stable Set
50414	Pasture Set
50416	Round Bale Feeder
50418	Pasture Horse Set
50420	Cattle Working Pen Set
50422	10 PC Panel
50424	Horsewalker Set



Customer Service at 1.903.885.8646

Notes

Notes

Notes

Notes

PRIEFERT MANUFACTURING

2630 S. Jefferson | Mt. Pleasant, TX 75455

P.O. Box 1540 | Mt. Pleasant, TX 75456

1-800-527-8616 | 903-572-1741

Fax: 903-572-2798

WWW.PRIEFERT.COM

email: sales@priefert.com