

**KOREL**  
AIR CONDITIONING

2020 / 2021



[www.korel.hr](http://www.korel.hr)

# Split air conditioner NEXO

DC Inverter  
A++



KOR32-09HFN8 (2,6 kW)  
KOR32-12HFN8 (3,5 kW)  
KOR32-18HFN8 (5,3 kW)  
KOR32-24HFN8 (7,0 kW)



**Golden Fin** - Golden hydrophilic evaporator is efficient in preventing the spread of bacteria. It enhances efficiency of heating by quickly defrosting outdoor unit so it can withstand salty air, rain and other corrosive elements.



**Refrigerant leakage detect** -Indoor unit alarms if leakage occurs or if there is a surplus of refrigerant in the system.



IR Remote

standard



Wired remote

optional



WiFi

optional

# Split air conditioner OPTIMUS

DC Inverter  
A++



KMA32-09FNX/8 (2,6 kW)  
KMA32-12FNX/8 (3,5 kW)  
KMA32-18FNX/8 (5,3 kW)  
KMA32-24FNX/8 (7,0 kW)



IR Remote

standard



WiFi

standard



**ECO function** - Air conditioners apply innovative ECO mode to save energy. By pressing the button air conditioner will work in 8 hour regime that saves 60% of the energy in contrast to normal work mode.



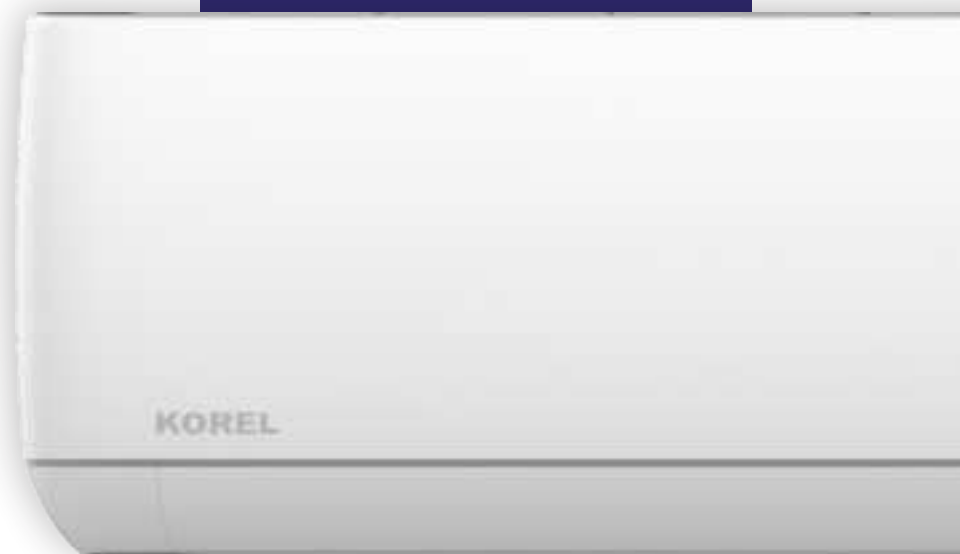
**WiFi management** - Management and regulation of air conditioner unit with app on your smartphone.

# Split air conditioner URBAN

DC Inverter  
A++



KSAJA-09DCE (2,7 kW)  
KSAJA-12DCE (3,6 kW)  
KSAJA-18DCE (5,4 kW)  
KSAJA-24DCE (7,2 kW)



REMOTE

standard



WiFi

standard



### Unprecedented elegance -

URBAN design is inspired by pebble shape, simple and without excessive details, with a white matt surface. Its compact design and simple maintenance put this air conditioner on the top of the list of the most desirable models.



**WiFi operation** - Management and regulation of air conditioner via app on your smartphone.

# Split air conditioner URBAN ART

DC Inverter  
A++



KSAJP-12DCE (3,6 kW)



**Unprecedented elegance** - URBAN design is inspired by pebble shape, simple and without excessive details, with a black matt surface. Its luxuriously designed mirror front panel easily fits into any room.



**WiFi operation** - Management and regulation of air conditioner via app on your smartphone.



REMOTE

standard



WiFi

standard

# Split air conditioner AKIRA

DC Inverter  
A++



KAC-12XA61 (3,4 kW)



REMOTE

standard



**Smart air flow** - In cooling mode, the cold air is blown towards the ceiling to provide the user with a more comfortable feeling, so called „shower style “. In heating mode, the air blows towards the floor in „blanket style “.



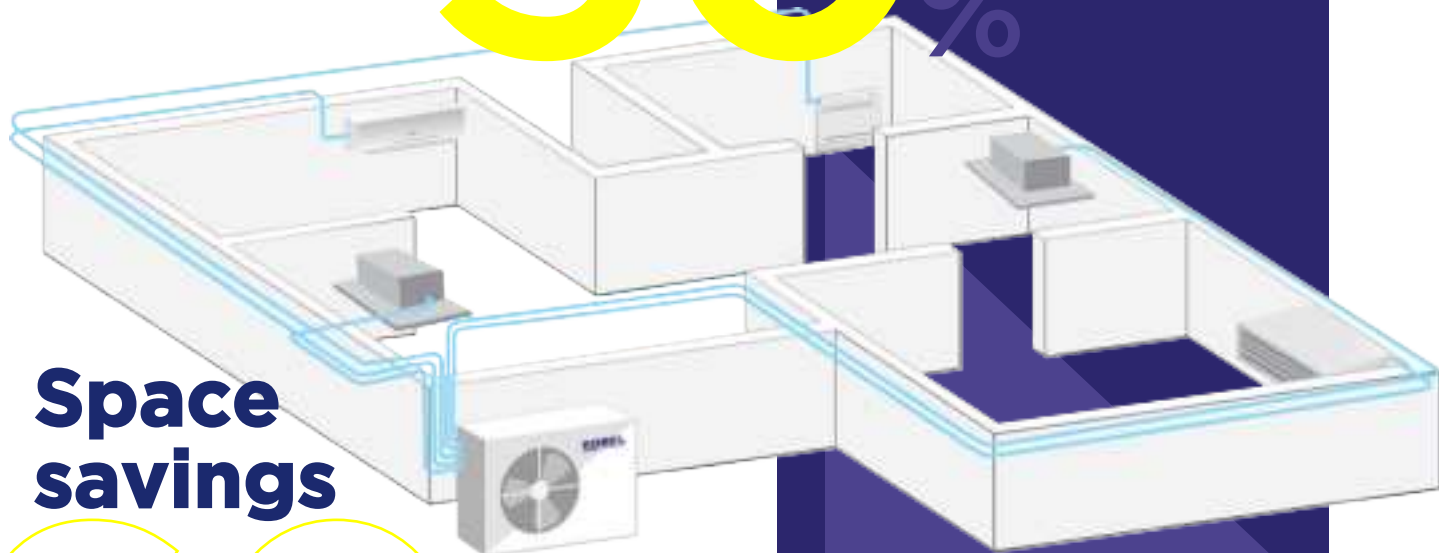
**Self-cleaning** - When you turn off the air conditioner, the indoor unit shutters are closed, but the fan continues to operate for another few minutes ventilating and drying out the heat exchanger.

# Multi Split air conditioner

DC Inverter  
R32 | A++

Higher efficiency  
under partial load

# 30%



**Space  
savings**

# 60%

## Outdoor units

K20C-18FN8 (5,3 kW)

K30-21FN8 (6,2 kW)

K30-27FN8 (7,9 kW)

K40-36HFN8 (10,5 kW)

K50-24FN8 (12,3 kW)

- 5 indoor units
- 80 m max. pipe length
- 15 m max. vertical drop
- Flexible wiring
- Easy maintenance
- Check Point button
- Status and Error Display
- Low cooling temperature



# 12,3 kW

MAXIMUM POWER

# 50%

OVERSIZING

# Multi Split

## Indoor Units

DC Inverter  
R32 | A++

### NEXO

KOR32-09HFN8 (2,6 kW)  
KOR32-12HFN8 (3,5 kW)  
KOR32-18HFN8 (5,3 kW)  
KOR32-24HFN8 (7,0 kW)

**NEW!**



\*Functions and characteristics are the same as in MONO unit

### OPTIMUS

KMA32-09FNX (2,6 kW)  
KMA32-12FNX (3,5 kW)  
KMA32-18FNX (5,3 kW)  
KMA32-24FNX (7,0 kW)

**NEW!**



\*Functions and characteristics are the same as in MONO unit

### CASSETTE

KCA3I-09FNXDO (2,6 kW)  
KCA3U-12FNX (3,5 kW)  
KCA3-18FNXDO (5,3 kW)



\*Functions and characteristics are the same as in MONO unit

### DUCT

KTI-12FNXDO (3,5 kW)  
KTI-18FNXDO (5,3 kW)

**NEW!**



\*Functions and characteristics are the same as in MONO unit

# Commercial air conditioners

DC Inverter  
R32 | A++

Strong GMCC compressor excels in power, endurance and reliability. One third of all the air conditioner units in the world use this compressor because of its stability and excellent efficiency.



✓ RELIABILITY

✓ LONGEVITY

## Outdoor units

KOU-12FN8-QDO (3,5 kW)  
KOU-18FN8-QDO (5,3 kW)  
KOU-24FN8-QDO (7,0 kW)  
KOU-36FN8-RDO (10,5kW)  
KOU-55FN8-RDO (15,5 kW)



12K | 18K | 24K | 36K



55K

## Anti-corrosion casing

Multi-layer coating on casing provides long-term anti corrosion properties.



## Anti-corrosion coating for PCB



Multi-layer coating for PCB ensures reliability and longevity

- Universal unit
- 65 m max. pipe length
- 15 m max. vertical drop
- Flexible wiring
- Easy maintenance
- Gilded plates
- Low cooling temperature

15,5 kW  
MAXIMUM POWER

# Commercial air conditioners

DC Inverter  
R32 | A++

## Cassette unit COMPACT

KCA3U-12FNX (3,5 kW)  
KCA3-18FNXDO (5,3 kW)



570x570

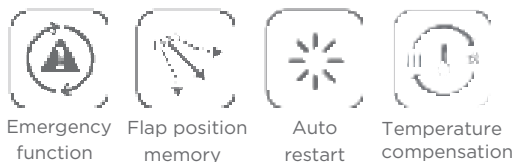
## Cassette unit SLIM

KCD-24FNX (7,0 kW)  
KCD-36FNX (10,5 kW)  
KCD-55FNX (15,5 kW)



840x840

24K (245 mm)  
36K (245 mm)  
55K (287 mm)




Fresh air supply



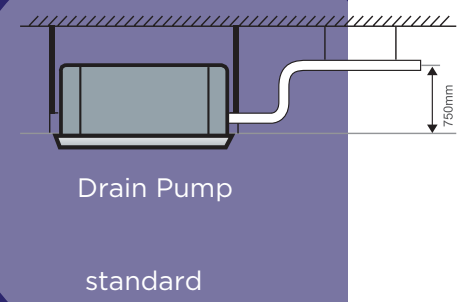
IR remote  
standard



Wired remote  
optional



Panel 360°  
standard











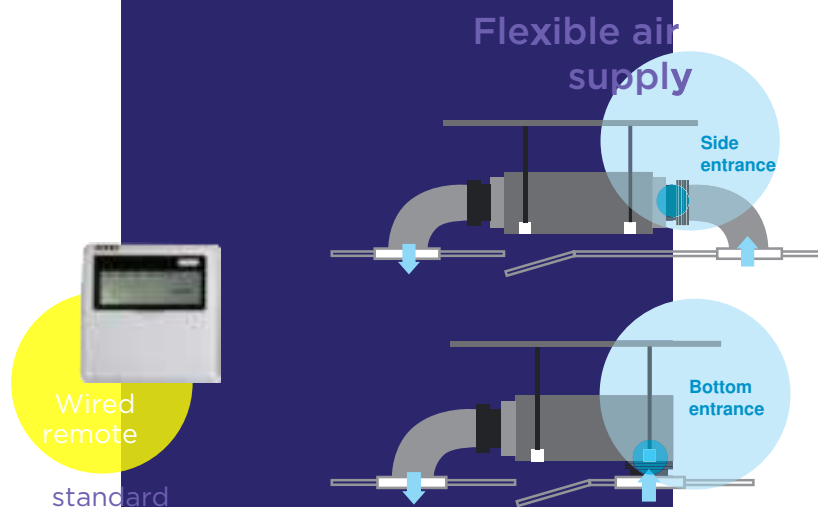

# Commercial air conditioners

DC Inverter  
R32 | A++

## Duct unit











- KTI-12FNXDO (3,5 kW)
- KTI-18FNXDO (5,3 kW)
- KTI-24FNXDO (7,0 kW)
- KTI-36FNXDO (10,5 kW)
- KTI-55FNXDO (15,5 kW)


- |                                                                                   |                                                                                    |                                                                                    |                                                                                    |
|-----------------------------------------------------------------------------------|------------------------------------------------------------------------------------|------------------------------------------------------------------------------------|------------------------------------------------------------------------------------|
|   |   |   |   |
| Emergency function                                                                | Flap position memory                                                               | Auto restart                                                                       | Temperature compensation                                                           |
|  |  |  |  |
| Low cooling temperature                                                           | Anti-cold function                                                                 | Refrigerant leakage detect                                                         | Turbo function                                                                     |



## Ceiling-floor unit

- KUE-18FNX (5,3 kW)
- KUE-24FNX (7,0 kW)
- KUE-36FNX (10,5 kW)
- KUE-55FNX (15,5 kW)

- |                                                                                    |                                                                                     |                                                                                     |                                                                                     |
|------------------------------------------------------------------------------------|-------------------------------------------------------------------------------------|-------------------------------------------------------------------------------------|-------------------------------------------------------------------------------------|
|  |  |                                                                                     |                                                                                     |
| Turbo function                                                                     | Timer                                                                               |                                                                                     |                                                                                     |
|  |  |  |  |
| Emergency function                                                                 | Flap position memory                                                                | Auto restart                                                                        | Temperature compensation                                                            |
|  |  |  |  |
| Low cooling temperature                                                            | Anti-cold function                                                                  | Refrigerant leakage detect                                                          | Night mode                                                                          |



# Commercial air conditioners

DC Inverter  
R32 | A++

## Console unit

KFAU-12FNXDO (3,5 kW)  
KFAU-18FNXDO (4,5 kW)



4 intakes



2 exhausts



Turbo  
functio



Timer



Emergency  
function



Flap position  
memory



Auto  
restart



Temperature  
compensation



Low cooling  
temperature



Anti-cold  
function



Refrigerant  
leakage detect



Night mode



IR Remote

standard



Wired  
remote

optional

# TWIN SYSTEM

**NEW!**

**18k+18k**  
**24k+24k**






Branch

additional  
fittings



# Functions - Split-type






ENERGY SAVING		NEXO	OPTIMUS	URBAN	AKIRA
<b>*ECO function</b> - Air conditioners apply innovative ECO mode to save energy. By pressing the button the air conditioner will work in 8 hour regime that saves 60% of energy in contrast to normal work mode.		X	+	X	+
<b>*1W standby</b> - Intelligent on-off technology that enables air conditioner to automatically go to the saving mode when in stand-by. This results in energy consumption drop from 5W to 1W. Therefore, about 80% to 90% of energy is saved.		+	+	X	X
<b>Night mode</b> - Air conditioner will automatically raise the temperature (in cooling) or lower the temperature (in heating) by 1C per hour in first two hours. After that the temperature will stay the same and AC will automatically shut off after 5 hours.		+	+	X	+

All KOREL Air conditioners use R32 refrigerant



















New refrigerant R32 contributes to decreasing the amount of partially halogenated flourinated hydrocarbons (HFC).

Advantages of new refrigerant R32: Higher energy efficiency, 30% less refrigerant needed and installation is the same as with R410.

CLEAN AIR					
<b>High density filter</b> - In comparison with ordinary dust filter the high density filter has higher dust removal by 50% and pollen removal by 80%.		+	+	+	X
<b>Carbon filter</b> - Eliminates odours and nicotine smoke, catches small dust particles and prevents allergies.		+	+	X	+
<b>Bio filter</b> - particles, bacteria & microorganisms, and also composed of biological enzymes that eliminate up to 95% of bacteria. Up to 99% of dust is captured in the filter. Effective sterilization.		O	O	X	X
<b>Self-cleaning</b> - When you turn off the air conditioner, the indoor unit shutters are closed, but the fan continues to operate for another 10 minutes ventilating and drying out the heat exchanger.		X	+	+	+
<b>Golden Fin</b> - Golden hydrophilic evaporator is efficient in preventing the spread of bacteria. It enhances efficiency of heating by quickly defrosting outdoor unit so it can withstand salty air, rain and other corrosive elements.		+	+	X	X

# Functions - Split-type

RELIABILITY		NEXO	OPTIMUS	URBAN	AKIRA
<b>Refrigerant leakage detect</b> - Indoor unit alarms if leakage occurs or if there is a surplus of refrigerant in the system.		+	+	X	+
<b>Auto restart function</b> - If power outage occurs, the air conditioner will shut off. After the power comes back, all the settings are saved in the unit memory.		+	+	+	X
<b>Low cooling temperature</b> - Specially constructed PCB is resilient to low temperature. Air conditioner can start cooling even with temperatures as low as -15C.		-15°C	-15°C	X	X
<b>"IR" Remote</b> - Main functions can be changed easily. Also, you can change settings or delete ones that you do not deem necessary.		+	+	X	X
<b>Emergency function</b> - If error or some kind of problem on temperature sensor occurs, a standard AC unit will display error code and stop working, while this AC unit will display error and continue working if needed.		+	+	X	X

COMFORT		NEXO	OPTIMUS	URBAN	AKIRA
<b>WiFi management</b> - Management and regulation of air conditioner unit with app on your smartphone.		O	+	+	X
<b>Follow me</b> - The remote has a built-in temperature sensor that reacts to the heat in the room. The remote regulates room temperature on its own so you would feel more comfortable.		X	+	+	+
<b>Timer</b> - Timer can be adjusted to start or shut-off AC unit at any time in the next 24h.		+	+	+	+
<b>Drain on both sides</b> - Drain can be connected on both sides to the connection on indoor unit.		+	+	X	X
<b>5 outdoor fan speeds</b> - Outdoor fan speeds have increased from 2 to 5 w		+	+	+	+
<b>12 indoor fan speeds</b> - 12 indoor fan speeds ensures smoother air flow		+	+	+	+
<b>Flap position memory</b> - Flaps will automatically set up to the same position they were the last time AC was shut-off.		+	+	X	X
<b>Swing</b> - Distribute cold / hot air to the maximum surface by automatically moving the horizontal flap.		+	+	X	X
<b>LED display</b> - Shows assigned temperature, functions and error codes.		HIDDEN LED DISPLAY	HIDDEN LED DISPLAY	HIDDEN LED DISPLAY	HIDDEN LED DISPLAY
<b>Mono i Multi</b> - Indoor units compatible with mono and multi outdoor units.		+	+	X	X
<b>Wired remote control</b> - Possible management of AC unit via wired remote control.		O	X	X	X

# Specifications - Split - type

## NEXO

INDOOR UNIT	KOR32-09HFN8-I	KOR32-12HFN8-I	KOR32-18HFN8-I	KOR32-24HFN8-I
OUTDOOR UNIT	KOR32-09HFN8-O	KOR32-12HFN8-O	KOR32-18HFN8-O	KOR32-24HFN8-O
Energy rate (c/h)	A++/A+	A++/A+	A++/A+	A++/A+
Cooling power (kW)	2,6	3,5	5,3	7
Heating capacity (kW)	2,9	3,8	5,6	7,3
Refrigerant	R32	R32	R32	R32
Power input - cooling (W)	710 (100-1240)	1237 (130-1580)	1921 (140-2360)	2345 (160-2960)
Power input - heating (W)	739 (120-1200)	964 (100-1580)	1546 (200-2410)	2035 (260-3140)
SEER (W)	6,2	6,1	7,1	6,1
SCOP(W)	4	4	4	4
Voltage (ph-V-Hz)	1-220-50	1-220-50	1-220-50	1-220-50
Sound pressure level - indoor unit (dB(A))	40/30/26/21	40/34/26/22	44/37/30/25	44,5/42/34,5/28
Sound power level - indoor unit (dB(A))	53	53	55	59
Sound pressure level - outdoor unit (dB(A))	55,5	56	56	59,5
Sound power level - outdoor unit (dB(A))	61	65	61	67
Dimensions - indoor unit - WxHxD (mm)	805x285x194	805x285x194	957x302x213	1040x327x220
Dimensions - outdoor unit - WxHxD (mm)	700x550x275	700x550x275	800x554x333	845x702x363
Weight - indoor unit (kg)	7,5	7,5	10	12,3
Weight - outdoor unit (kg)	22,7	22,7	34	51,5
Piping size - liquid (inch(mm))	1/4" (fi 6,35)	1/4" (fi 6,35)	1/4" (fi 6,35)	3/8" (fi 9,52)
Piping size - gas (inch(mm))	3/8" (fi 9,53)	3/8" (fi 9,53)	1/2" (fi 12,7)	5/8" (fi 15,9)
Max pipe length (m)	25	25	30	50
Max difference in level (m)	10	10	20	25
Air flow - indoor unit (m3/h)	520/460/360	600/500/360	840/680/540	980/817/662
Ambient temperature - cooling (°C) min-max	-15-50	-15-50	-15-50	-15-50
Ambient temperature - heating (°C) min-max	-15-30	-15-30	-15-30	-15-30
Brackets distance (mm)	45	45	51,4	54
Warranty	2 years	2 years	2 years	2 years

## OPTIMUS

INDOOR UNIT	KMA32-09FNX	KMA32-12FNX	KMA32-18FNX	KMA32-24FNX
OUTDOOR UNIT	KMA32-09FN8	KMA32-12FN8	KMA32-18FN8	KMA32-24FN8
Energy rate (c/h)	A++/A+	A++/A+	A++/A+	A++/A+
Cooling power (kW)	2,6	3,5	5,3	7,3
Heating capacity (kW)	2,9	3,8	5,6	7,6
Refrigerant	R32	R32	R32	R32
Power input - cooling (W)	749 (70-1230)	1089 (50-1600)	1538 (120-2390)	2402 (230-3350)
Power input - heating (W)	715 (140-1310)	1050 (130-1710)	1461 (190-2490)	2177 (230-3370)
SEER (W)	7,1	7	6,4	6,4
SCOP(W)	4	4,1	4	4
Voltage (ph-V-Hz)	1-220-50	1-220-50	1-220-50	1-220-50
Sound pressure level - indoor unit (dB(A))	37/33/22/20	38/32/22/21	42/33/27/21	46/40/30/26
Sound power level - indoor unit (dB(A))	54	56	58	62
Sound pressure level - outdoor unit (dB(A))	55	55	57	59
Sound power level - outdoor unit (dB(A))	59	60	64	66
Dimensions - indoor unit - WxHxD (mm)	722x290x187	802x297x189	965x319x215	1080x335x226
Dimensions - outdoor unit - WxHxD (mm)	770x555x300	770x555x300	800x554x333	845x700x320
Weight - indoor unit (kg)	7,4	8,2	9	12
Weight - outdoor unit (kg)	26,4	26,5	37	48
Piping size - liquid (inch(mm))	1/4" (fi 6,35)	1/4" (fi 6,35)	1/4" (fi 6,35)	3/8" (fi 9,52)
Piping size - gas (inch(mm))	3/8" (fi 9,53)	3/8" (fi 9,53)	1/2" (fi 12,7)	5/8" (fi 15,9)
Max pipe length (m)	25	25	30	50
Max difference in level (m)	10	10	20	25
Air flow - indoor unit (m3/h)	521/429/259	539/478/294	750/505/420	1050/750/560
Ambient temperature - cooling (°C) min-max	-15-50	-15-50	-15-50	-15-50
Ambient temperature - heating (°C) min-max	-15-30	-15-30	-15-30	-15-30
Brackets distance (mm)	48,7	48,7	51,4	54
Warranty	2 years	2 years	2 years	2 years

# Specifications - Split - type

## URBAN / URBAN ART

INDOOR UNIT	KSAJA-09DCE	KSAJA/P-12DCE	KSAJA-18DCE	KSAJA-24DCE
OUTDOOR UNIT	KSAJA-09DCE	KSAJA/P-12DCE	KSAJA-18DCE	KSAJA-24DCE
Energy rate (c/h)	A++/A+	A++/A+	A++/A+	A++/A+
Cooling power (kW)	2,7	3,6	5,4	7,2
Heating capacity (kW)	3,0	3,7	5,8	7,2
Refrigerant	R32	R32	R32	R32
Power input - cooling (W)	800	1090	1650	2200
Power input - heating (W)	750	970	1490	1960
SEER (W)	6,16	6,12	6,57	6,89
SCOP(W)	4,17	4,14	4,02	4,11
Voltage (ph-V-Hz)	1-220-50	1-220-50	1-220-50	1-220-50
Sound pressure level - indoor unit (dB(A))	44	44	47	48
Sound power level - indoor unit (dB(A))	56	54	58	58
Sound pressure level - outdoor unit (dB(A))	53	53	56	57
Sound power level - outdoor unit (dB(A))	61	60	64	65
Dimensions - indoor unit - WxHxD (mm)	792x292x201	792x292x201	940x316x224	1132x330x232
Dimensions - outdoor unit - WxHxD (mm)	730x545x285	730x545x285	800x545x315	900x700x350
Weight - indoor unit (kg)	8	8,5	12	15
Weight - outdoor unit (kg)	25	25	35	45
Piping size - liquid (inch(mm))	1/4" (fi 6,35)	1/4" (fi 6,35)	1/4" (fi 6,35)	3/8" (fi 9,52)
Piping size - gas (inch(mm))	3/8" (fi 9,53)	3/8" (fi 9,53)	1/2" (fi 12,7)	5/8" (fi 15,9)
Max pipe length (m)	20	20	20	25
Max difference in level (m)	10	10	10	15
Air flow - indoor unit (m <sup>3</sup> /h)	600	600	900	1150
Ambient temperature - cooling (°C) min-max	-	-	-	-
Ambient temperature - heating (°C) min-max	-15-32	-15-32	-15-32	-15-32
Brackets distance (mm)	54	54	54,5	63
Warranty	2 godine	2 godine	2 godine	2 godine

## AKIRA

INDOOR UNIT	KAC-12XA61
OUTDOOR UNIT	KAC-12XA61
Energy rate (c/h)	A++/A+
Cooling power (kW)	3,4
Heating capacity (kW)	3,4
Refrigerant	R32
Power input - cooling (W)	1130(290-1500)
Power input - heating (W)	922(290-1720)
SEER (W)	6,1
SCOP(W)	4,0
Voltage (ph-V-Hz)	1-220-50
Sound pressure level - indoor unit (dB(A))	40/37/33/25/22
Sound power level - indoor unit (dB(A))	50/47/43/35/32
Sound pressure level - outdoor unit (dB(A))	50
Sound power level - outdoor unit (dB(A))	60
Dimensions - indoor unit - WxHxD (mm)	777x250x201
Dimensions - outdoor unit - WxHxD (mm)	777x498x290
Weight - indoor unit (kg)	8
Weight - outdoor unit (kg)	24
Piping size - liquid (inch(mm))	1/4" (fi 6,35)
Piping size - gas (inch(mm))	3/8" (fi 9,53)
Max pipe length (m)	25
Max difference in level (m)	10
Air flow - indoor unit (m <sup>3</sup> /h)	550
Ambient temperature - cooling (°C) min-max	17-32
Ambient temperature - heating (°C) min-max	-15-53
Brackets distance (mm)	-
Warranty	2 godine

# Specifications

## MULTI OUTDOOR UNITS

MULTI OUTDOOR UNIT	K20C-18HFN8	K30-21FN8	K30-27HFN8	K40-36HFN8	K50-42FN8
Energy rate (c/h)	A++ / A+	A++ / A+	A++ / A+	A++ / A+	A++ / A
Cooling power (kW)	5,3	6,2	7,9	10,55	12,31
Heating capacity (kW)	5,6	6,6	8,2	10,8	12,31
Refrigerant	R32	R32	R32	R32	R32
Power Input - cooling (W)	1630 (650-2000)	1950 (180-2240)	2450 (235-3220)	3270 (1140-4090)	4260 (1490-4580)
Power Input - heating (W)	1390 (600-1670)	1780 (325-1920)	2100 (310-2890)	2760 (970-3450)	3100 (1090-4000)
SEER (W)	6,1	6,5	6,1	6,5	6,6
SCOP(W)	4,0	4,0	4,0	4,0	3,8
Voltage (ph-V-Hz)	1-220-50	1-220-50	1-220-50	1-220-50	1-220-50
Sound pressure level (dB(A))	56	57,5	54	63	64
Sound power level (dB(A))	65	65	67	67	69
Dimensions - outdoor unit - WxHxD (mm)	800x554x333	845x702x363	845x702x363	946x810x410	946x810x410
Weight - outdoor unit (kg)	35,5	46,8	51,1	68,8	73,3
Piping size - liquid (inch(mm))	2 x 1/4" (fi 6.35)	3 x 1/4" (fi 6.35)	3 x 1/4" (fi 6.35)	4 x 1/4" (fi 6.35)	5 x 1/4" (fi 6.35)
Piping size - gas (inch(mm))	2 x 3/8" (fi 9.52)	3 x 3/8" (fi 9.52)	3 x 3/8" (fi 9.52)	3 x 3/8" (fi 9.52) + 1 x 1/2" (fi 12.7)	4 x 3/8" (fi 9.52) + 1 x 1/2" (fi 12.7)
Max pipe length (m)	40	60	60	80	80
Max pipe length - one unit (m)	25	30	30	35	35
Max difference in level between OU and IU (m)	15	15	15	15	15
Max difference in level between IU (m)	10	10	10	10	10
Air flow (m3/h)	2200	3000	2700	4000	3850
Ambient temperature - cooling (°C) min-max	-15-50	-15-50	-15-50	-15-50	-15-50
Ambient temperature - heating (°C) min-max	-15-24	-15-24	-15-24	-15-24	-15-24
Brackets distance (mm)	51,4	54	54	67,3	67,3
Warranty	2 years	2 years	2 years	2 years	2 years

## COMMERCIAL OUTDOOR UNITS

OUTDOOR UNIT	KOU-12FN8-QDO	KOU-18FN8-QDO	KOU-24FN8-QDO	KOU-36FN8-RDO	KOU-55FN8-RDO
Refrigerant	R32	R32	R32	R32	R32
Power Input - Max. (W)	2350	2950	2950	5600	7500
Voltage (ph-V-Hz)	1-220-50	1-220-50	1-220-50	3-380-50	3-380-50
Sound pressure level (dB(A))	55,5	55	62	66	66
Sound power level (dB(A))	63	63	65	68	74
Dimensions - outdoor unit - WxHxD(mm)	800x554x333	800x554x333	845x702x363	946x810x410	952x1333x415
Weight - outdoor unit (kg)	34,7	33,7	66,8	81,5	111,3
Piping size - liquid (inch(mm))	1/4" (fi 6,35)	1/4" (fi 6,35)	3/8" (fi 9,53)	3/8" (fi 9,53)	3/8" (fi 9,53)
Piping size - gas (inch(mm))	3/8" (fi 9,53)	1/2" (fi 12,7)	5/8" (fi 15,9)	5/8" (fi 15,9)	5/8" (fi 15,9)
Max pipe length (m)	25	30	50	65	65
Max difference in level between OU and IU (m)	10	20	25	30	30
Ambient temperature - cooling (°C) min-max	-15-50	-15-50	-15-50	-15-50	-15-50
Ambient temperature - heating (°C) min-max	-15-24	-15-24	-15-24	-15-24	-15-24
Brackets distance (mm)	51,4	51,4	54	67	63,4
Warranty	2 years	2 years	2 years	2 years	2 years

# Specifications

## INDOOR CEILING - FLOOR UNITS

INDOOR UNIT	KUE-18FNX	KUE-24FNX	KUE-36FNX	KUE-55FNX
Energy rate (c/h)	A++ / A+	A++ / A+	A++ / A+	A++ / A+
Cooling power (kW)	5,3	7,0	10,5	15,8
Heating capacity (kW)	5,6	7,6	11,1	18,2
Refrigerant	R32	R32	R32	R32
Power input - cooling (W)	1640 (280-2050)	2190 (480-2930)	3800(875-4500)	6063 (1227-6496)
Power input - heating (W)	1500 (330-2180)	2050 (500-2850)	3040(730-4550)	6036 (1022-6546)
SEER (W)	6,1	6,1	6,1	6,1
SCOP(W)	4,0	4,0	4,0	4,0
Voltage (ph-V-Hz)	1-220-50	1-220-50	3-380-50	3-380-50
Sound pressure level - indoor unit (dB(A))	45/40/37	50/46/41	51/47/42	54/47/42
Sound power level - indoor unit (dB(A))	56	61	61	69
Dimensions - indoor unit - WxHxD (mm)	1068x235x675	1068x235x675	1650x235x675	1650x235x675
Weight - indoor unit (kg)	26,6	26,8	39	41,4
Piping size - liquid (inch(mm))	1/4" (fi 6,35)	3/8" (fi 9,53)	3/8" (fi 9,53)	3/8" (fi 9,53)
Piping size - gas (inch(mm))	1/2" (fi 12,7)	5/8" (fi 15,9)	5/8" (fi 15,9)	5/8" (fi 15,9)
Air flow - indoor unit (m3/h)	902/786/677	1208/1066/853	2160/1844/1431	2454/1834/1426
Ambient temperature - cooling (°C) min-max	17-30	17-30	17-30	17-30
Ambient temperature - heating (°C) min-max	0-30	0-30	0-30	0-30
Warranty	2 years	2 years	2 years	2 years
Combinations	ONLY COMMERCIAL	ONLY COMMERCIAL	ONLY COMMERCIAL	ONLY COMMERCIAL

## INDOOR DUCT UNITS

INDOOR UNIT	KTI-12FNXD0	KTI-18FNXD0	KTI-24FNXD0	KTI-36FNXD0	KTI-55FNXD0
Energy rate (c/h)	A++ / A+	A++ / A+	A++ / A+	A++ / A+	A++ / A+
Cooling power (kW)	3,5	5,3	7,0	10,5	15,2
Heating capacity (kW)	4,1	5,8	7,6	11,1	18,2
Refrigerant	R32	R32	R32	R32	R32
Power input - cooling (W)	950 (350-1620)	1633 (710-1900)	2190 (480-2850)	4100 (890-4980)	5423 (1274-6651)
Power input - heating (W)	1100 (350-2050)	1580 (740-1760)	2050 (500-2880)	3000 (780-4665)	5329 (1042-6034)
SEER (W)	6,5	6,1	6,1	6,1	6,1
SCOP(W)	4,0	4,0	4,0	4,0	4,0
Voltage (ph-V-Hz)	1-220-50	1-220-50	1-220-50	1-220-50	1-220-50
Sound pressure level - indoor unit (dB(A))	35/30.5/26	41.5/38/33	42/40/38	47/43/40	54/52/51
Sound power level - indoor unit (dB(A))	56	59	62	63	71
Dimensions - indoor unit - WxHxD (mm)	700x200x450	880x210x674	1100x249x774	1360x249x774	1200x300x874
Weight - indoor unit (kg)	18	24,3	31,5	40,5	47,6
Piping size - liquid (inch(mm))	1/4" (fi 6,35)	1/4" (fi 6,35)	3/8" (fi 9,53)	3/8" (fi 9,53)	3/8" (fi 9,53)
Piping size - gas (inch(mm))	3/8" (fi 9,53)	1/2" (fi 12,7)	5/8" (fi 15,9)	5/8" (fi 15,9)	5/8" (fi 15,9)
Air flow - indoor unit (m3/h)	600/480/300	880/650/350	1248/1054/839	1400/1150/750	2600/2210/1820
Static pressure (Pa)	0-60	0-100	0-160	0-160	0-160
Ambient temperature - cooling (°C) min-max	17-30	17-30	17-30	17-30	17-30
Ambient temperature - heating (°C) min-max	0-30	0-30	0-30	0-30	0-30
Warranty	2 years	2 years	2 years	2 years	2 years
Combinations	MULTI AND COMMERCIAL	MULTI AND COMMERCIAL	ONLY COMMERCIAL	ONLY COMMERCIAL	ONLY COMMERCIAL

# Specifications

## INDOOR CASSETTE UNITS

INDOOR UNIT	KCA31-09FNXDO	KCA3U-12FNX	KCA3-18FNXDO	KCD-24FNX	KCD-36FNX	KCD-55FNX
Energy rate (C/ft)	A++ / A++	A++ / A++	A++ / A+	A++ / A+	A++ / A+	A++ / A+
Cooling power (kW)	2,6	3,5	5,3	7,0	10,5	15,5
Heating capacity (kW)	2,9	4,4	5,4	7,6	11,1	18,2
Refrigerant	R32	R32	R32	R32	R32	R32
Power input - cooling (W)	40	850 (350-1600)	1633 (720-1860)	2190 (480-2850)	3950 (890-4500)	5951 (1147-6682)
Power input - heating (W)	40	1100 (310-1800)	1460 (700-1930)	2050 (500-2880)	2993 (720-4450)	6036 (1022-6448)
SEER (W)	-	7,8	6,1	6,1	6,1	6,1
SCOP(W)	-	4,6	4,0	4,0	4,0	4,0
Voltage (ph-V-Hz)	1-220-50	1-220-50	1-220-50	1-220-50	1-220-50	1-220-50
Sound pressure level - indoor unit (dB(A))	38/33/29	41/36/33	42.5/39/35.5	47/43/40	51/49/46	53/50.5/48
Sound power level - indoor unit (dB(A))	53	51	56	59	62	65
Dimensions - indoor unit - WxHxD (mm)	570x260x570	570x260x570	570x260x570	840x205x840	840x205x840	840x205x840
Dimensions of panel - WxHxD (mm)	647x50x647	647x50x647	647x50x647	950x55x950	950x55x950	950x55x950
Weight - indoor unit / panel (kg)	14,7 / 2,5	16,2 / 2,5	16,2 / 2,5	23 / 5	27,5 / 5	29,7 / 5
Piping size - liquid (inch(mm))	1/4" (fi 6,35)	1/4" (fi 6,35)	1/4" (fi 6,35)	3/8" (fi 9,53)	3/8" (fi 9,53)	3/8" (fi 9,53)
Piping size - gas (inch(mm))	3/8" (fi 9,53)	3/8" (fi 9,53)	1/2" (fi 12,7)	5/8" (fi 15,9)	5/8" (fi 15,9)	5/8" (fi 15,9)
Air flow - indoor unit (m3/h)	580/500/450	617/504/416	720/625/540	1378/1200/1032	1775/1620/1438	1970/1737/1537
Ambient temperature - cooling (°C) min-max	17-32	17-30	17-30	17-30	17-30	17-30
Ambient temperature - heating (°C) min-max	0-30	0-30	0-30	0-30	0-30	0-30
Warranty	2 years	2 years	2 years	2 years	2 years	2 years
Combinations	ONLY MULTI	MULTI AND COMMERCIAL	MULTI AND COMMERCIAL	ONLY COMMERCIAL	ONLY COMMERCIAL	ONLY COMMERCIAL

## INDOOR CONSOLE UNITS

INDOOR UNIT	KFAU-12FNXDO	KFAU-18FNXDO
Energy rate (C/ft)	A++ / A+	A++ / A+
Cooling power (kW)	3,5	4,8
Heating capacity (kW)	3,8	5,0
Refrigerant	R32	R32
Power input - cooling (W)	1168 (174-1844)	1511 (651-1714)
Power input - heating (W)	1100 (149-1465)	1400 (606-2022)
SEER (W)	7,0	6,1
SCOP(W)	4,0	4,0
Voltage (ph-V-Hz)	1-220-50	1-220-50
Sound pressure level - indoor unit (dB(A))	43/41.5/35	42.5/39/35/25
Sound power level - indoor unit (dB(A))	58	60
Dimensions - indoor unit - WxHxD (mm)	700x210x600	700x210x600
Weight - indoor unit (kg)	14,8	14,8
Piping size - liquid (inch(mm))	1/4" (fi 6,35)	1/4" (fi 6,35)
Piping size - gas (inch(mm))	3/8" (fi 9,53)	3/8" (fi 9,53)
Air flow - indoor unit (m3/h)	512/480/370	560/480/400
Ambient temperature - cooling (°C) min-max	17-30	17-30
Ambient temperature - heating (°C) min-max	0-30	0-30
Warranty	2 years	2 years
Combinations	ONLY COMMERCIAL	ONLY COMMERCIAL



[www.korel.hr](http://www.korel.hr)

Frigo-kor d.o.o.  
Majstorska 11  
10000 Zagreb  
Croatia

Email: [info@frigo-kor.hr](mailto:info@frigo-kor.hr)