

ARRMA Technical Notice- BLX185 ESC

This Technical Notice is for all vehicles using the ARRMA BLX185 ESC including the following ARRMA vehicles:

Kraton 6S

Talion 6S

Typhon 6S

Senton 6S

Outcast 6S

This notice also covers the BLX185 ESC

sold as a replacement part for these vehicles.



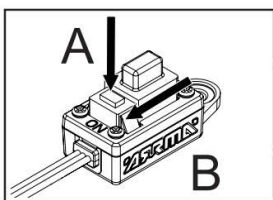
From the factory, the BLX185 ESC installed in the vehicles noted above has been set to default to a LiPo battery mode. That is, the ESC has been set at the factory so that it will maximize the power and performance of your ARRMA 6S vehicle. This mode also prevents the LiPo battery from over-discharging which may damage the battery.

If, however, you have made any adjustments (such as recalibration) to the ESC, it is suggested that you verify that the battery mode has not been inadvertently set to NiMH (Nickel Metal Hydride) mode instead of LiPo. Ensuring that the ESC is in the LiPo mode will ensure long life for the battery pack(s) as well as optimizing the power and performance of your ARRMA 6S vehicle!

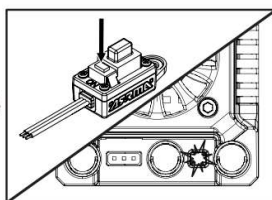
Follow the steps below to verify the battery mode:

- 1) Raise the vehicle chassis so that the wheels are not touching anything. This will prevent any inadvertent movement of the vehicle.
- 2) With the battery or batteries charged and connected to the vehicle's ESC leads, switch on the transmitter and then switch on the vehicle. If a green LED flashes once the ESC is in LiPo mode. If there is no LED flash on the ESC and a pulsing noise is made by the motor the ESC is in NiMH mode. If you intend to run LiPo batteries DO NOT run the ESC in NiMH mode, the batteries may be damaged.

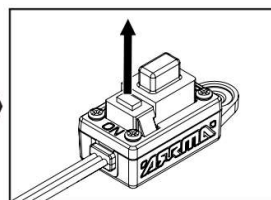
If you find that your ESC is in NiMH mode and you intend to run LiPo batteries, please change the mode of the ESC. This can be done as follows:



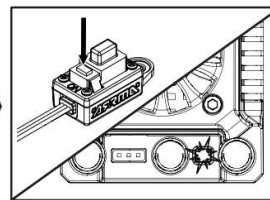
Connect a battery.
Turn on the transmitter.
Press and hold the set button and turn on the ESC.
The RED LED will flash.



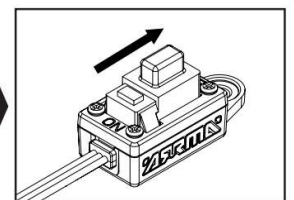
Keep holding the set button and you will see the GREEN LED flash. The number of flashes represents the variable number of the attribute being programmed



To enter the battery mode programming function release the set button when you see one GREEN LED flash



Press the set button to change the battery mode between LiPo and NiMH.
One RED LED flash indicates the ESC is set to LiPo mode.



To save the setting switch the ESC off.

If you have any questions, comments or concerns pertaining to this procedure- or your ARRMA vehicle- do not hesitate to contact our product support experts at: Support@arrma-rc.com.