



**2013
Application Selection and
Cross-Reference Guide**

Support



Online Tools

Find everything you need to be successful in selling Honeywell products online. Product information, cross-references, demos and more are available at www.customer.honeywell.com.



Customer Service

Honeywell provides toll-free access to product application, installation and support experts.

Technical Support: 1-800-468-1502

Customer Service: 1-888-793-8193

Training

Honeywell offers a variety of on-site and web-based training options at www.customer.honeywell.com.



Rewards

Make your business count with Honeywell's Contractor PRO™ Program. Honeywell's Contractor PRO program gives contractors reward points (\$) back on Honeywell purchases. Visit www.contractorpro.com for more information.

Sales Literature

With Honeywell, you'll have access to sales materials that you can use to help grow your business. Visit www.literature.honeywell.com.

Phone:

Residential Technical Support:
1-800-468-1502

Sales Support: 1-800-328-5111

Customer Service: 1-888-793-8193

Residential Zoning: 1-800-828-8367

Online:

www.customer.honeywell.com

www.forwardthinking.honeywell.com

www.literature.honeywell.com

Contractor PRO:

Phone: 1-800-919-4835

Fax: 1-800-745-4999

Exclusive Technical Support
for Contractor PRO members:
1-877-880-3383

www.contractorpro.com

Table Of Contents

PAGE

Residential Combustion Overview

4

New Products

6

GAS CONTROLS

Gas Valves

8

SmartValve™ System Controls

12

Universal Pilot Burners

16

Thermocouples/Thermopiles

20

Ignition Modules

22

Glowfly® Universal Hot Surface Igniter

26

Universal Electronic Fan Timer

28

Universal Integrated Furnace Control

30

Fan and Limit Controls

34

OIL/HYDRONIC CONTROLS

Oil Primaries

36

Outdoor Reset

40

Aquastats®

42

HEATING/COOLING DEVICES

Relays/Contactors/Transformers

48

Gas Controls

Oil/Hydronic Controls

Heating/Cooling Devices

Residential Combustion

Honeywell Residential Combustion is the industry leader in combustion controls for applications including warm air furnaces, boilers, water heaters, hearth, pool and spa heaters, and service parts.

Our products are used on appliances utilizing natural gas, propane, heating oil, and electric fuels and first and foremost assure the safe operation of heating and cooling appliances. Sold primarily through OEM and wholesale channels, our family of products has both the largest breadth and depth of offering in the HVAC industry.

Our offerings include like-for-like replacement parts and a full line-up of universal products that cover almost any application, making Honeywell the only brand of replacement parts you'll ever need. The pages in this guide feature our universal products and exciting new offerings for the upcoming heating season!



Universal Products



The only thing we can't replace is you! In the HVAC industry today time is money, particularly in the service department, and time lost is money lost. Every time your tech can't complete a job, you could lose money. Every time the tech has to head to the supply house, you could lose money. Every time the tech can't make it to that last call of the day because of extra trips to the supply house, you could lose money. With a parts strategy that includes Honeywell's Universal product portfolio you'll have the right part and you'll make more money nearly every time!

The stocking recommendations included in this guide are shown by regional area, U.S. and Canada, and are averaged by product sales. They should be adjusted accordingly to your business size and needs.

RESIDENTIAL COMBUSTION UNIVERSAL PRODUCTS RECOMMENDED INVENTORY GUIDE									
Product Line	Universal Service Part	U.S. NorthEast	U.S. Mid-Atlantic	U.S. North-NW	U.S. South-SE	U.S. West	Canada Eastern	Canada Central - West	Direct Service Part Replacement (Gas Valves)
		RECOMMENDED BRANCH INVENTORY							
Ignition Controls	S9200U1000	10	10	10	10	10	6	6	
	S8610U3009	24	24	24	12	12	24	24	
	S8910U1000	10	10	10	3	6	6	6	
	Y8610U4001	4	4	4	2	6			
	Y8610U6006	6	6	6	2	6	2	2	
Igniters	Q3200U1004	20	20	20	20	20	20	20	
	Q3200U2002	6	6	6	6	6	6	6	
Warm Air Limit	ST9120U10011	12	12	12	6	6	12	8	
Thermo-couple	Q340A1090 (U.S.)	100	100	100	20	20	100	100	
	Q340A1439 (Canada)								
Gas Valves	VR8200A2744	12	12	12	6	6			VR8200A2124
									VR8200A2132
	VR8200A2322 (Canada)						6	10	
	VR8200H1236 (Canada)						12	12	
	VR8345M4302	12	12	12	6	8	8	12	VR8304M3509
									VR8304M4507
									VR8305M3506
	VR8300M4406	12	12	12	3	6	4	6	VR8300A4508
									VR8300A3500
									VR8204A2076
	VR8245M2530	3	3	6	2	2	6	8	VR8204M1091
									VR8205A2024
									VR8205H1003
	VR8345K4809	3	3	3	2	2	2	2	VR8304H4503
									VR8205Q2555
									VR8304Q4511
	VR8345Q4563	2	2	2	NA	NA	1	2	VR8305Q4500
									VS820A1054
									VS820A1336
	VS820M1309	6	6	6	NA	3	4 (VS820A1054)	6 (VS820A1054)	
Hydronic Controls	L7224U1002	18	18	2	NA	NA	12	8	
	W8735Y1000	6	6	2	NA	NA	6	4	
	W8735S1008	6	6	2	NA	NA	6	4	
Oil Controls	R7284U1004	10	10	4	NA	NA	12	4	
Universal Pilot Burners	Q314U1001	12	6	12	6	12	12	12	
	Q345U1005	12	6	12	6	12	12	12	
	Q348U1009	12	6	12	6	12	12	12	
	Q3451U1000	12	6	12	6	12	12	12	

New for 2012-13

As an industry leader in innovation and new product development, Honeywell is always working to provide solutions that make your job easier and more profitable. This heating season we're continuing in that commitment with new products, enhancements, and training resources. Universal Pilot Burners, our newest addition to the Universal parts family, make stocking and replacing pilots easier than ever. With four pilots, contractors can replace over 120 different pilot models. This means fewer stocking trips and more money in your pocket. Also new for the 2012-13 heating season, Honeywell's Wireless AquaReset has made adding outdoor reset even easier for contractors thanks to RedLINK™ wireless communication. This means homeowners with oil-fired boiler systems can save money on their heating bills and contractors don't need to run wires to the building's exterior. Last but not least, for 2013 Honeywell has also enhanced its Deluxe PowerPRO line of premium contactors to make installation easier and add further protection against mother nature. With these enhancements, contractors can be assured they have a solution for nearly any application they may encounter.



Universal Pilot Burner

Honeywell is excited to introduce Universal Pilot Burners, which build on our Universal product offering. Universal pilots allow contractors to replace over 100 pilot varieties with just four models. Fewer models reduce truck space and stocking trips, while creating additional time and money. New packaging and technical resources provide quick access to training videos, installation instructions, and product information. Universal Pilots from Honeywell are not just easy to install, they are good for your business.



Scan here for installation and product information.



W8735 Wireless AquaReset®

You consider the weather when making decisions, shouldn't your boiler? Honeywell is excited to introduce the new Wireless AquaReset. It gives the same incredible energy savings as the original, but with an easier installation thanks to our proven RedLINK wireless communication. The AquaReset saves homeowners up to 15 percent on their fuel bills by automatically adjusting the boiler temperature based on the temperature outside the home. It does this without affecting the comfort of your home. Pick one up and see why everyone wins with the new Wireless AquaReset.



Contactors

Honeywell has improved its Deluxe PowerPRO line of premium contactors to feature box lugs for easier installation, sealed coils for better protection from bugs and dirt, and a baked finish for added durability. The result of these changes is a full portfolio of contactors that replace nearly any competitive model out there. For reliability, safety and easy installation, Honeywell is the only brand you need.



Gas Valves

Honeywell has taken the guesswork out of gas valve selection with our complete line of universal gas valves. Contractors appreciate the reliability, ease of installation and time saved by carrying a select few gas valves on their truck. Carrying a few Honeywell Universal gas valves on each truck reduces the amount of inventory needed while still making sure technicians can complete the job in one trip. Honeywell's tried and tested gas valves ensure you will be getting the best product available on the market, every time.

When selecting a gas valve for your next job, look for these Honeywell features:

- Universal application
- Reduced inventory
- Easy installation and adjustments
- Compact design
- Dual-redundant gas valve design





VR8345/VR8245

Universal Electronic Ignition Gas Valve

- Wide-capacity control for almost any IP, HSI or DSI gas-fired appliances
- Compact fit simplifies field replacement
- Use with 24 Vac, 50/60 Hz, heating appliances, using natural, manufactured or LP gas
- Use the VR8345Q for a two-stage application, VR8345M for a standard and VR8345K for a slow-opening application
- Capacities from 20 to 200 (VR8245) cfh or 30 to 415 (VR8345) cfh natural gas
- Dual-redundant gas valve design



VR8300

Universal Standing Pilot Gas Valve

- Combination gas controls for use in 24 Vac, 50/60 Hz, gas-fired, standing pilot appliances with capacities from 30 to 300 cfh natural gas
- Includes safety shutoff, manual valve, two automatic operators, pressure regulator and pilot adjustment
- Universal replacement for most Honeywell and competitive standing pilot valve models
- Dual-redundant gas valve design



VS820

Millivolt Combination Gas Valve

- Self-powered automatic control
- Use with 750 mV pilot generator
- Easy to install and service with all the adjustments and connections accessible from the top of the control
- 34 to 425 cfh capacity



Gas Valves Selection Guide

TRADE REPLACEMENTS (Double-Check Specifications Before Replacement)		SPECIFICATIONS				ACCESSORIES		
Universal Service Part	Direct Service Part Replacement	Opening Characteristics (standard, step)	Inlet/Outlet Size (in.)	Pressure Regulator Setting (psi)	Temperature Range	Includes		
						Q340 Thermocouple	3/4" x 1/2" Reducer Bushing	Natural to LP Conversion Kit
VR8300M4406	VR8300A4508	Standard	3/4 x 3/4	3.5 in. wc (0.87 kPa)	0° to 175° F (-18° to 79° C)	None	Two	One
	VR8300A3500	Standard	1/2 x 3/4	3.5 in. wc (0.87 kPa)	0° to 175° F (-18° to 79° C)	None	One	One
	VR8200A2124	Standard	1/2 x 1/2	3.5 in. wc (0.87 kPa)	0° to 175° F (-18° to 79° C)	One	None	One
	VR8200A2132	Standard	1/2 x 1/2	3.5 in. wc (0.87 kPa)	0° to 175° F (-18° to 79° C)	None	None	One
	VR8200A2744	Standard	1/2 x 1/2	3.5 in. wc (0.87 kPa)	0° to 175° F (-18° to 79° C)	None	None	One
	VR8300M4406	Standard	3/4 x 3/4	3.5 in. wc (0.87 kPa)	-40° to 175°F (-40° to 79°C)	One	Two	One
VR8245M2530	VR8204A2076	Standard	1/2 x 1/2	3.5 in. wc (0.87 kPa)	0° to 175° F (-18° to 79° C)	None	None	One
	VR8204M1091	Standard	1/2 x 1/2	3.5 in. wc (0.87 kPa)	-40° to 175° F (-40° to 79° C)	None	None	One
	VR8205A2024	Standard	1/2 x 1/2	3.5 in. wc (0.87 kPa)	0° to 175° F (-18° to 79° C)	None	None	One
	VR8245M2530	Standard	1/2 x 1/2	3.5 in. wc (0.87 kPa)	-40° to 175° F (-40° to 79° C)	None	None	One
VR8345K4809	VR8205H1003	Slow	1/2 x 1/2	3.5 in. wc (0.87 kPa)	0° to 175° F (-18° to 79° C)	None	None	None
	VR8304H4503	Slow	3/4 x 3/4	3.5 in. wc (0.87 kPa)	0° to 175° F (-18° to 79° C)	None	None	One
	VR8345K4809	Slow	3/4 x 3/4	3.5 in. wc (0.87 kPa)	-40° to 175°F (-40° to 79°C)	None	Two	One
VR8345M4302	VR8304M3509	Standard	1/2 x 3/4	3.5 in. wc (0.87 kPa)	-40° to 175° F (-40° to 79° C)	None	One	One
	VR8304M4507	Standard	3/4 x 3/4	3.5 in. wc (0.87 kPa)	-40° to 175° F (-40° to 79° C)	None	Two	One
	VR8305M3506	Standard	1/2 x 3/4	3.5 in. wc (0.87 kPa)	-40° to 175° F (-40° to 79° C)	None	One	One
	VR8345M4302	Standard	3/4 x 3/4	3.5 in. wc (0.87 kPa)	-40° to 175° F (-40° to 79° C)	None	Two	One
VR8345Q4563	VR8205Q2555	2-Stage	1/2 x 1/2	1.7 in. wc Low Fire; 3.5 in. wc High Fire	-40° to 175° F (-40° to 79° C)	None	None	One
	VR8304Q4511	2-Stage	3/4 x 3/4	1.7 in. wc Low Fire; 3.5 in. wc High Fire	-40° to 175° F (-40° to 79° C)	None	Two	One
	VR8305Q4500	2-Stage	3/4 x 3/4	1.7 in. wc Low Fire; 3.5 in. wc High Fire	-40° to 175° F (-40° to 79° C)	None	One	One
	VR8345Q4563	2-Stage	3/4 x 3/4	1.7 in. wc Low Fire; 3.5 in. wc High Fire	-40° to 175° F (-40° to 79° C)	None	Two	One
VS820M1309	VS820A1054	Standard	3/4 x 3/4	3.5 in. wc (0.87 kPa)	32° to 175° F (0° to 79° C)	None	Two	None
	VS820A1336	Standard	3/4 x 3/4	10.0 in. wc (2.49 kPa)	32° to 175° F (0° to 79° C)	None	Two	None
	VS820M1309	Standard	3/4 x 3/4	3.5 in. wc (0.87 kPa)	-40° to 175°F (-40° to 79°C)	None	Two	One

Notes:

All piloted valves have a 1/4" compression fitting.

All the VR valves come set for natural gas, but can be converted to LP gas.

The VS820A1054 is for natural gas. The VS820A1336 is for LP gas.

All the VR valves have inlet and outlet pressure taps. The VS820 valves have just an outlet pressure tap.

ACCESSORIES			COMPETITIVE REPLACEMENT		
Includes			Honeywell	White-Rodgers	Robertshaw
3/4" Straight Flange	1/2" x 3/8" Reducer Bushing	Remote Rod Adapter			
None	None	None	VR8300A4003, VR8300A4011, VR8300A4037, VR8300A4045, VR8300A4557, VR8300A4565	36C01-405	700-400, 720-406 (7200ER)
None	None	None	VR8300A3104, VR8300A3120, VR8300A3153, VR8300A3161, VR8300A3203, VR8300A3559, VR8300A3567, VR8300A3575	36C03-300, 36C03-258	720-404 (7200ER) 720-403, 720-400, 720-402
One	One	None	VR8200A2215, VR8200A2348, VR8200A2116, VR8200A2264, VR8200A2322*, VR8200A2009, VR8200A2082		720-400 (7200ER), 720-402 (7200ER)
One	One	None			720-400 (7200ER), 720-402 (7200ER)
One + One Elbow	One	None	VR8200A2322*		
One + One Elbow	One	None	VR8300A4003, VR8300A4011, VR8300A4037, VR8200A2827 VR8300A4045, VR8300A4557, VR8300A4565	36C03-400, 36C03-433	700-400
One	One	None	VR8204A1201, VR8204A1219, VR8204A2001, VR8204A2035, VR8204A2175, VR8204A2183, VR8204A2241, VR8204A2225, VR8204A2803		
One	One	None	VR8204M1075	36E01-204, 36E01-205, 36E01-206, 36E01-305, 36E93-304	722-079 (2000IPERHC)
One	One	None	VR8205A2008, VR8205A2081	36G22-214, 36J22-214	722-051 (2000DERHC), 720-051
None	One	None	VR8204A2852, VR8205M1080, VR8205M1106, VR8205M2310, VR8205M2443, VR8205M2450, VR8205M2476	36E36-304, 36E22-214	720-079 (7200IPER), 720-080 (7200IPER-LP)
None	None	None	VR8305H4013, VR8305H4039, VR8205H2605		
None	None	None	VR8204H1006, VR8204H1055		720-070 (7200IPER-S7C), 720-071 (7200IPER-S7C), 720-072 (7200IPER-S7C), 720-073 (7200IPER-LP-S7C)
None	None	None		36E98-304, 36E24-214, 36E52-214	700-052
None	None	None			
None	None	None	VR8304M4002		
One	None	None	VR8305M4066, VR8305M4165, VR8305M4231	36G22-214, 36C68-423	720-051 (7200DER)
None	None	None		36E36-304, 36C68-423, 36H32-423	
None	One	None	VR8205Q2662, VR8205Q2746, VR8205Q2787, VR8205Q2381	36E54-214	
None	None	None	VR8304Q4453	36C76-406, 36C76-420, 36C76-463	
None	None	None	VR8305Q4138, VR8305Q4146	36G54-214	
None	None	None		36D13-208, 36E96-314, 36D13-405	720-082 (7200IPER2-4)
None	One	None	VS820A1260, VS820A1005, VS820A1013, VS820A1047, VS820A1278, VS820A5204, VS820A1922		
None	One	None	VS820A1211, VS820A1740, VS820A1120, VS820A1898, VS820A1872, VS820A1906		
None	One	Yes	VS820A1807, VS820A2003, VS820A1815, VS820A1039, VS820A2011	36C03U-300, 36C03U-333, 36C03U-400, 36C03U-433	

*Canadian Numbers

For a complete cross-reference, visit www.customer.honeywell.com

SmartValve™ System Controls

Honeywell SmartValve™ combines gas flow control and electronic ignition into a single unit, providing safety and simplified wiring and appliance construction. You'll find Honeywell SmartValves on equipment ranging from furnaces, water heaters, boilers and rooftops to infrared heaters, cooking units and much more.



SmartValve™

- Family members cover the full range of opening characteristics (slow, normal, fast) and ignition systems (hot surface, hot surface pilot)
- Universal kits include natural to LP conversion and 3/4" to 1/2" bushings
- Universal family increases service efficiency and reduces truck and warehouse inventory



* Diagnostic Testers
Flame Current Kit #395466
Input Voltage Harness #396085

Q3450C1185/Q3450C2092

SmartValve Pilot Burner

The Q3450 SmartValve pilot burners provide pilot flame ignition and sensing for SmartValve intermittent pilot systems. They consist of replaceable igniter-flame rod assembly, bracket assembly, pilot target, ground electrode, orifice assembly, compression fitting and spring clip. The igniter lights the pilot burner. The flame rod proves the pilot flame and the pilot flame lights the main burner.

- Used with SV9500/SV9600 SmartValve™ System.
- Replaceable Igniter-Flame Rod Assembly (Q3400A).
- Integral keyed plug provides quick, convenient connection of igniter and sensor to SV9500/SV9600.
- Q3450 has front or 20 degree right, left flame pattern.
- Natural and LP gas orifices available.
- Variety of target styles available.
- Variety of mounting brackets available.



Q3400

Hot Surface Pilot/Sensor Assembly

The Q3400A Igniter-Flame Rod Assembly replaces the original igniter-flame rod assembly in the Q3450 and Q3480 pilot hardware used with the SV9500 and SV9600 SmartValve system. The Q3400A has a unique keyed plug connector that will only fit the SV9500/SV9600 systems.

- Can be replaced without removing the pilot burner
- Max temp 250° C
- Order SKU Q3400A1024



SmartValve™ Control Systems Selection Guide

		SPECIFICATIONS					
Ignition/Application	Universal Service Part	Gas Type	Opening Characteristics	Ambient Temperature Range	Includes		
					Natural to LP Conversion Kit	3/4" x 1/2" Reducer Bushings	
Intermittent HSI Pilot with Combustion Air Control and Limit Monitoring Forced Air Furnace	SV9541Q2561	Natural	2-Stage	-40° to 175° F (-40° to 79° C)	Yes	None	
	SV9641M4510		Standard Opening		Yes	Two	
Direct Ignition, General Application	SV9510M2511	Natural	Standard Opening	-40° to 175° F (-40° to 79° C)	Yes	None	
	SV9520M2536						
	SV9510K2539		Slow Opening				
	SV9520H8513		Fast-Slow Opening	0° to 175° F (-18° to 79° C)			
Intermittent HSI Pilot, General Application	SV9601M4571	Natural	Standard Opening	-40° to 175° F (-40° to 79° C)	Yes	Two	
	SV9501M2528					None	
	SV9501M8129		Fast-Fast	0° to 175° F (-18° to 79° C)			
	SV9502H2522		Slow Opening				
	SV9602P4816		Step Opening	-40° to 175° F (-40° to 79° C)	None	Two	
	SV9602P4824						
	SV9602P4832						
	SV9602P4840						

SPECIFICATIONS		CROSS-REFERENCE
Includes	OEM Brands	Replaces
Extension Harness		
No	ICP, Heil, Tempstar, Arcoaire, Comfortmaker, KeepRite	SV9540Q2464, SV9541Q3098
	ICP, Heil, Tempstar, Arcoaire, Comfortmaker, KeepRite, Mestek, Slant/Fin	SV9541M2094, SV9540M2229, SV9540M2260, SV9640M4116, SV9640M4124, SV9540M2278, SV9540M2245, SV9640M3126, SV9640M4132
No	Modine	SV9510M2347, SV9510M2362, SV9410M2902, SV9510M2412, SV9510M2354, SV9410M2910, SV9510M2388, SV9510M2420
		SV9420M2331, SV9520M2403, SV9420M2323
	Roberts Gordon	SV9510H2228, SV9510K2133, SV9510K2158, SV9510K2141, SV9510K2166
	Armstrong, Concord, AirEase	SV9520H8042, SV9520H8034, SV9520H8067, SV9520H8026
No		SV9601M4167, SV9601M3003, SV9601M4225
	ICP, Heil, Tempstar, Arcoaire, Comfortmaker, KeepRite	SV9501M2056, SV9501M2080, SV9501M2718, SV9501M2726, SV9501M2031, SV9501M2049, SV9501M2239, SV9501M2700, SV9501M2734, SV9501M2742, SV9501M2064
Yes		SV9501M8103
	Laars, Utica, Armstrong, Concord, AireEase	SV9501H3415, SV9501H2417, SV9501H2409, SV9502H1706, SV9502H2704, SV9501H3423, SV9501H2425
Yes	Burnham, ICP, Heil, Tempstar, Arcoaire, Comfortmaker, KeepRite	SV9501P2004, SV9601P4107, SV9501P2053, SV9502P2101, SV9602P4105
	Burnham	SV9501P2087, SV9601P4172, SV9502P2127, SV9602P4121
	Burnham	SV9501P2020, SV9501P2046, SV9601P4149, SV9601P4164, SV9502P2119, SV9502P2135, SV9602P4113, SV9602P4139
		SV9601P4115

For a complete cross-reference, visit www.customer.honeywell.com

Universal Pilot Burners

Honeywell has made replacing pilots easy with their new line of universal pilot burners. Now four pilots replace over 120 so you can finish the job on the first trip. Reduce costs and make more money with Honeywell Universal Pilots.

When selecting universal pilot burners for your next job, look for these Honeywell features:

- For use in Natural and LP applications
- Peel-N-Seal Packaging label with cross reference and installation instructions on outside of packaging



Q314U

Standing Pilot

- Target-style pilot burner
- Three position adjustable hood



Q345U

Intermittent Pilot

- Target-style pilot burner
- Three position adjustable hood



Q348U

Intermittent Pilot

- 1" Batwing-style pilot burner



Q3451U

Intermittent Pilot

- Target-style pilot burner with integral ignition lead
- Three position adjustable hood





Q314U1001 Cross Reference

Model Number	Hood	Hood Angle	Orifice	Gas Type	Compression Fitting	Auxiliary Bracket
Q314A3471	As Shipped	As Shipped (L) Left	As Shipped	NAT	As Shipped (1/4")	No
Q314A3513	As Shipped	(F) Front	As Shipped	NAT	As Shipped (1/4")	Yes
Q314A3547	As Shipped	As Shipped (L) Left	As Shipped	NAT	As Shipped (1/4")	Yes
Q314A3679	As Shipped	As Shipped (L) Left	As Shipped	NAT	As Shipped (1/4")	No
Q314A3687	As Shipped	(F) Front	As Shipped	NAT	As Shipped (1/4")	No
Q314A3703	As Shipped	As Shipped (L) Left	Green = BBR-10 (0.010 in.)	LP	As Shipped (1/4")	No
Q314A3729	As Shipped	(K) Right	As Shipped	NAT	As Shipped (1/4")	No
Q314A3737	As Shipped	(F) Front	As Shipped	NAT	As Shipped (1/4")	No
Q314A3802	As Shipped	(F) Front	Green = BBR-10 (0.010 in.)	LP	As Shipped (1/4")	No
Q314A3828	As Shipped	(F) Front	Green = BBR-10 (0.010 in.)	LP	As Shipped (1/4")	No
Q314A4586	As Shipped	(F) Front	Check Application	NAT	As Shipped (1/4")	Check Application
Q314A6094	As Shipped	As Shipped (L) Left	Check Application	Check Application	As Shipped (1/4")	Check Application
Q314A6102	As Shipped	(K) Right	Check Application	Check Application	As Shipped (1/4")	Check Application
Q314A6557	As Shipped	(F) Front	As Shipped	NAT	As Shipped (1/4")	No
Q314A6631	As Shipped	(F) Front	As Shipped	NAT	As Shipped (1/4")	No
Q314A6862	As Shipped	(F) Front	Check Application	Check Application	As Shipped (1/4")	No
Q314A6946	As Shipped	As Shipped (L) Left	As Shipped	NAT	As Shipped (1/4")	No
Q314A6953	As Shipped	As Shipped (L) Left	Green = BBR-10 (0.010 in.)	LP	As Shipped (1/4")	No
Q314A6961	As Shipped	(K) Right	As Shipped	NAT	As Shipped (1/4")	No
Q314A9015	As Shipped	(K) Right	As Shipped	NAT	As Shipped (1/4")	Yes
Q314AFA	As Shipped	(F) Front	Check Application	Check Application	Check Application	Yes
Q314AFB	As Shipped	(F) Front	Check Application	Check Application	Check Application	No
Q314AFK	As Shipped	(F) Front	Check Application	Check Application	Check Application	No
Q314AKA	As Shipped	(K) Right	Check Application	Check Application	Check Application	Yes
Q314AKB	As Shipped	(K) Right	Check Application	Check Application	Check Application	No
Q314ALA	As Shipped	As Shipped (L) Left	Check Application	Check Application	Check Application	Yes
Q314ALB	As Shipped	As Shipped (L) Left	Check Application	Check Application	Check Application	No
Q314U1001	As Shipped	Standard Hood set to (L) Left. Adjustable (F) Front and (K) Right	Check Application	Check Application	Check Application	Check Application
Q350A1065	Low BTU Hood	(F) Front	Pink = CAR-12 (0.012 in.)	NAT	As Shipped (1/4")	No
Q350A1222	Low BTU Hood	(L) Left	Pink = CAR-12 (0.012 in.)	NAT	As Shipped (1/4")	No
Q350A1271	Low BTU Hood	(K) Right	Lt blue = CAR-13 (0.013 in.)	NAT	As Shipped (1/4")	No
Q350A1305	Low BTU Hood	(K) Right	Pink = CAR-12 (0.012 in.)	NAT	As Shipped (1/4")	No
Q350A1321	Low BTU Hood	(L) Left	Pink = CAR-12 (0.012 in.)	NAT	As Shipped (1/4")	No
Q350A1545	Low BTU Hood	(L) Left	Pink = CAR-12 (0.012 in.)	NAT	As Shipped (1/4")	Yes
Q350A1644	Low BTU Hood	(L) Left	Pink = CAR-12 (0.012 in.)	NAT	1/8"	No
Q350A1677	Low BTU Hood	(L) Left	Pink = CAR-12 (0.012 in.)	NAT	As Shipped (1/4")	No
Q350A1859	Low BTU Hood	(K) Right	Yellow = BBF-8 (0.008 in.)	LP	As Shipped (1/4")	No
Q350A1867	Low BTU Hood	(L) Left	Yellow = BBF-8 (0.008 in.)	LP	As Shipped (1/4")	Yes
Q350A2097	Low BTU Hood	(F) Front	Lt blue = CAR-13 (0.013 in.)	NAT	As Shipped (1/4")	No
Q350A2212	Low BTU Hood	(F) Front	Pink = CAR-12 (0.012 in.)	NAT	As Shipped (1/4")	No
Q350A2287	Low BTU Hood	(K) Right	Check Application	NAT	As Shipped (1/4")	Yes
Q350AFB	Low BTU Hood	(F) Front	Check Application	Check Application	Check Application	No
Q350AFK	Low BTU Hood	(F) Front	Check Application	Check Application	Check Application	No
Q350AKA	Low BTU Hood	(K) Right	Check Application	Check Application	Check Application	Yes
Q350AKB	Low BTU Hood	(K) Right	Check Application	Check Application	Check Application	No
Q350AKK	Low BTU Hood	(K) Right	Check Application	Check Application	Check Application	No
Q350ALA	Low BTU Hood	(L) Left	Check Application	Check Application	Check Application	Yes
Q350ALB	Low BTU Hood	(L) Left	Check Application	Check Application	Check Application	No
Q350ALK	Low BTU Hood	(L) Left	Check Application	Check Application	Check Application	No

Colors refer to the color of the label on the bag.

Universal Pilot Burners Cross Reference

Q345U1005 Cross Reference

Model Number	Hood Angle:	Orifice:	Gas Type	Compression Fitting	Auxiliary Bracket
Q345A1008	As Shipped (L) Left	Orange = BCR-18 (0.018 in.)	NAT	As Shipped (1/4")	No
Q345A1016	As Shipped (L) Left	Gray = BBR-12 (0.012 in.)	LP	As Shipped (1/4")	No
Q345A1024	(F) Front	Orange = BCR-18 (0.018 in.)	NAT	As Shipped (1/4")	No
Q345A1065	(F) Front	Orange = BCR-18 (0.018 in.)	NAT	As Shipped (1/4")	Yes
Q345A1107	As Shipped (L) Left	Orange = BCR-18 (0.018 in.)	NAT	As Shipped (1/4")	No
Q345A1156	(F) Front	As Shipped	NAT	As Shipped (1/4")	No
Q345A1305	(F) Front	Orange = BCR-18 (0.018 in.)	NAT	As Shipped (1/4")	Check Application
Q345A1313	As Shipped (L) Left	Orange = BCR-18 (0.018 in.)	NAT	As Shipped (1/4")	Check Application
Q345A1321	(K) Right	Orange = BCR-18 (0.018 in.)	NAT	As Shipped (1/4")	Check Application
Q345A1446	As Shipped (L) Left	Red = BBR-11 (0.011 in.)	LP	As Shipped (1/4")	Yes
Q345A1701	(F) Front	Orange = BCR-18 (0.018 in.)	NAT	As Shipped (1/4")	No
Q345A1750	(F) Front	Orange = BCR-18 (0.018 in.)	NAT	1/8"	No
Q345A1818	As Shipped (L) Left	Orange = BCR-18 (0.018 in.)	NAT	1/8"	No
Q345A2030	As Shipped (L) Left	As Shipped	NAT	As Shipped (1/4")	No
Q345A2055	(F) Front	As Shipped	NAT	As Shipped (1/4")	No
Q345A2196	As Shipped (L) Left	As Shipped	NAT	As Shipped (1/4")	Yes
Q345A2360	As Shipped (L) Left	Orange = BCR-18 (0.018 in.)	NAT	As Shipped (1/4")	No
Q345A2386	As Shipped (L) Left	Red = BBR-11 (0.011 in.)	LP	As Shipped (1/4")	No
Q345A2402	As Shipped (L) Left	As Shipped	NAT	As Shipped (1/4")	No
Q345A2816	As Shipped (L) Left	Orange = BCR-18 (0.018 in.)	NAT	As Shipped (1/4")	No
Q345A2824	As Shipped (L) Left	Gray = BBR-12 (0.012 in.)	LP	As Shipped (1/4")	No
Q345AFA	(F) Front	Check Application	Check Application	Check Application	Yes
Q345AFB	(F) Front	Check Application	Check Application	Check Application	No
Q345AFK	(F) Front	Check Application	Check Application	Check Application	No
Q345AKB	(K) Right	Check Application	Check Application	Check Application	No
Q345ALA	As Shipped (L) Left	Check Application	Check Application	Check Application	Yes
Q345ALB	As Shipped (L) Left	Check Application	Check Application	Check Application	No
Q345U1005	Set to (L) Left. Adjustable (F) Front and (K) Right	Check Application	Check Application	Check Application	Check Application

Q348U1009 Cross Reference

Model Number	Orifice	Gas Type	Compression Fitting	Auxiliary Bracket
Q348A1002	As Shipped	NAT	As Shipped (1/4")	No
Q348A1010	Brown = KR14 (0.014 in.)	LP	As Shipped (1/4")	No
Q348A1101	As Shipped	NAT	As Shipped (1/4")	Yes
Q348A1226	Blue = A26 (0.026 in.)	NAT	As Shipped (1/4")	No
Q348A1275	White = KF24 (0.024 in.)	NAT	1/8"	No
Q348A1333	As Shipped	NAT	1/8"	No
Q348A1341	Brown = KR14 (0.014 in.)	LP	1/8"	No
Q348AAA	Check Application	Check Application	Check Application	Yes
Q348AAB	Check Application	Check Application	Check Application	No
Q348U1009	Check Application	NAT or LP	1/4" installed; 1/8" packed	Check Application

Colors refer to the color of the label on the bag.

Q3451U1000 Cross Reference

Model Number	Hood Angle	Orifice	Gas Type	Compression Fitting	Igniter Lead
Q3451B1004	(L) Left	Orange = BCR-18 (0.018 in.)	NAT	As Shipped (1/4")	As Shipped (36" igniter)
Q3451B1079	As Shipped (F) Front	Purple = BCR-10 (0.010 in.)	LP	As Shipped (1/4")	As Shipped (36" igniter)
Q3451B1095	As Shipped (F) Front	Orange = BCR-18 (0.018 in.)	NAT	As Shipped (1/4")	As Shipped (36" igniter)
Q3451B1103	(L) Left	Orange = BCR-18 (0.018 in.)	NAT	As Shipped (1/4")	55" igniter lead packed separately
Q3451B1178	(L) Left	Orange = BCR-18 (0.018 in.)	NAT	As Shipped (1/4")	55" igniter lead packed separately
Q3451B1186	As Shipped (F) Front	Orange = BCR-18 (0.018 in.)	NAT	As Shipped (1/4")	55" igniter lead packed separately
Q3451B1194	As Shipped (F) Front	Purple = BCR-10 (0.010 in.)	LP	As Shipped (1/4")	55" igniter lead packed separately
Q3451B1236	(L) Left	Gray = BBR-12 (0.012 in.)	LP	As Shipped (1/4")	55" igniter lead packed separately
Q3451B1244	(L) Left	Orange = BCR-18 (0.018 in.)	NAT	As Shipped (1/4")	55" igniter lead packed separately
Q3451B1301	(L) Left	As Shipped (BCR-20 (0.020 in.))	NAT	As Shipped (1/4")	As Shipped (36" igniter)
Q3451B1707	(L) Left	Red = BBR-11 (0.011 in.)	LP	As Shipped (1/4")	As Shipped (36" igniter)
Q3451B1715	(L) Left	Check Application	NAT	As Shipped (1/4")	As Shipped (36" igniter)
Q3451B2002	As Shipped (F) Front	Orange = BCR-18 (0.018 in.)	NAT	As Shipped (1/4")	As Shipped (36" igniter)
Q3451B2010	As Shipped (F) Front	Orange = BCR-18 (0.018 in.)	NAT	1/8"	As Shipped (36" igniter)
Q3451B2036	As Shipped (F) Front	Orange = BCR-18 (0.018 in.)	NAT	As Shipped (1/4")	As Shipped (36" igniter)
Q3451B2044	As Shipped (F) Front	Orange = BCR-18 (0.018 in.)	NAT	As Shipped (1/4")	55" igniter lead packed separately
Q3451B2077	As Shipped (F) Front	As Shipped (BCR-20 (0.020 in.))	NAT	As Shipped (1/4")	As Shipped (36" igniter)
Q3451B2085	As Shipped (F) Front	Gray = BBR-12 (0.012 in.)	LP	As Shipped (1/4")	As Shipped (36" igniter)
Q3451B2101	As Shipped (F) Front	Orange = BCR-18 (0.018 in.)	NAT	As Shipped (1/4")	55" igniter lead packed separately
Q3451B3018	(K) Right	Orange = BCR-18 (0.018 in.)	NAT	As Shipped (1/4")	As Shipped (36" igniter)
Q3451B3026	(K) Right	Orange = BCR-18 (0.018 in.)	NAT	1/8"	As Shipped (36" igniter)
Q3451B3067	(K) Right	Orange = BCR-18 (0.018 in.)	NAT	As Shipped (1/4")	As Shipped (36" igniter)
Q3451B3083	(K) Right	Orange = BCR-18 (0.018 in.)	NAT	As Shipped (1/4")	As Shipped (36" igniter)
Q3451BF	As Shipped (F) Front	Check Application	Check Application	Check Application	Check Application
Q3451BK	(K) Right	Check Application	Check Application	Check Application	Check Application
Q3451BL	As Shipped (F) Front	Check Application	Check Application	Check Application	Check Application
Q3451BL	(L) Left	Check Application	Check Application	Check Application	Check Application
Q3451K2002	As Shipped (F) Front	As Shipped (BCR-20 (0.020 in.))	NAT	As Shipped (1/4")	55" igniter lead packed separately
Q3451K2010	As Shipped (F) Front	Gray = BBR-12 (0.012 in.)	NAT	As Shipped (1/4")	55" igniter lead packed separately
Q3451K2028	As Shipped (F) Front	As Shipped (BCR-20 (0.020 in.))	NAT	As Shipped (1/4")	55" igniter lead packed separately
Q3451KF	As Shipped (F) Front	Check Application	Check Application	Check Application	Check Application
Q3451U1000	Set to (F) Front. Adjustable (L) Left and (K) Right	Check Application	Check Application	Check Application	Check Application

Colors refer to the color of the label on the bag.

For a complete cross-reference, visit www.customer.honeywell.com

Thermocouples/Thermopiles

Contractors depend on Honeywell for easy installation and reliable performance. Built for long service life, the Honeywell Q313A, Q340A and Q390A will work for nearly all pilot generated millivolt applications.

When selecting a thermocouple or thermopile for your next job, look for these Honeywell features:

- Variety of lead lengths
- Easy installation
- Many accessories included
- Durability



Thermocouple and Thermopile Selection Guide

THERMOCOUPLES							
Lead Length (in.)	US Super Tradeline	Canada	Tradeline	Cross-Reference			
				White-Rodgers	Robertshaw	Husky	Johnson Controls
18	Q340A1066	Q340A1405	Q390A1095	H06E-518, H06E-18		K16BT-18	K19AT-18
24	Q340A1074	Q340A1413	Q390A1046	H06E-524, H06E-24	1970-24, 1980-24	K16BT-24	K19AT-24
30	Q340A1082	Q340A1421	Q390A1053	H06E-530, H06E-30	1970-30	K16BT-30	K19AT-30
36	Q340A1090	Q340A1439	Q390A1061	H06E-536, H06E-36	1970-36, 1980-36	K16BT-36	K19AT-36
48	Q340A1108	Q340A1447	Q390A1103	H06E-548, H06E-48		K16BT-48	K19AT-48

THERMOPILES					
Model	Item	Lead Length (in.)	Connection	Tradeline/Super Tradeline	Notes
Q313	Q313A1022	35	Nut & Spade Terminal	Tradeline	
	Q313A1139	35	Clip & Spade Terminal	Super Tradeline	Push-In Clip
	Q313A1170	35	Clip & Spade Terminal	Super Tradeline	PG9 Adapter (393948)
	Q313A1188	35	Nut & Spade Terminal	Super Tradeline	Push-In Clip, 1/2" Attaching Nut
	Q313A1055	47	Nut & Spade Terminal	Tradeline	1/2" Attaching Nut

For a complete cross-reference, visit www.customer.honeywell.com

Q313A

Replacement Thermopile

- Variety of lead lengths
- Push-in clip, split nut and adapter assembly included
- Male nut connector for Pilotstat included
- Generates 750 mV in a millivolt heating system



Q340A

Universal Thermocouple

- Variety of lead lengths
- Push-in clip, split nut and adapter assembly included
- Male nut connector for Pilotstat included
- Generates 30 mV in standing pilot systems
- The Q340A is a premium thermocouple with the long life and durability that your customers demand; built with a maximum amount of copel, the Q340A will provide long-lasting service that reduces callbacks and keeps your customers happy



Q390A

Universal Thermocouple

- Variety of lead lengths
- Push-in clip, split nut and adapter assembly included
- Male nut connector for Pilotstat included
- Generates 30 mV in standing pilot systems
- For situations where a utility grade thermocouple is the best solution, the Q390A is the right choice



Ignition Modules

Honeywell ignition controls have a long history of safe and reliable performance. Grow your business while reducing inventory with Universal ignition modules. A full lineup of Universal replacement electronic control is available for nearly all intermittent or hot surface ignition applications from gas-fired furnaces to boilers.

When selecting ignition modules for your next job, look for these Honeywell features:

- Universal application with field adjustable timings
- Flexibility for use in single-rod or dual-rod systems
- Quality, reliability and safety of field proven controls
- Simplified installation



S8610U

Universal Intermittent Pilot Ignition Module

- Flame voltage auto-adjusts for improved operation
- Usable in both single-rod or dual-rod systems
- Field-selectable pre-purge and ignition trial timings
- Simple, diagnostic LED helps direct service effort
- Direct pilot flame current readout with standard micro-ammeter
- Plug in vent damper connection simplifies installation
- Replaces over 400 Honeywell and competitive models



S8910U

Universal Hot Surface Ignition Module

- Easy field replacement for most hot surface ignition modules
- Single-rod or dual-rod systems
- LED diagnostics and field-adjustable ignition timings
- Natural or LP gas
- All retrofit accessories included
- Replaces over 650 Honeywell and competitive products



Y8610U

Universal IP Retrofit Ignition System Kit

- Use with 24 Vac gas-fired atmospheric furnaces, boiler and heating appliances
- Convert standing pilot appliance to electronic ignition
- Natural or LP gas



Ignition Modules Selection Guide

APPLICATIONS				TIMINGS				
Universal Service Part	Ignition System	Flame Sensor	Ignition Sequence (Note 1)	Ignition Trials To Lockout (Note 1)	Ignition Trial Time	Between Trial Time	Pre-Purge	Flame Failure Response Time
S8910U1000	Line Volt Hot Surface Ignition	1 or 2 Rods	P	1 or 3 Field Selectable	4 sec. or 7 sec. Field Selectable	96 sec., 3 Trial Mode Only	32 sec.	1.5 sec.
S8610U3009	Intermittent Pilot	1 or 2 Rods	C	C	15 sec. or 90 sec. Field Selectable	5 Minute Delay After Failed Trial for Ignition	0 sec. or 30 sec. Field Selectable	2.0 sec. max.
Y8610U6006	Conversion for Standing Pilot	Single Rod	C	C	15 sec. or 90 sec. Field Selectable	5 Minute Delay After Failed Trial for Ignition	0 sec.	2.0 sec. max.
Y8610U4001	Conversion for Standing Pilot	Single Rod	C	C	15 sec. or 90 sec. Field Selectable	5 Minute Delay After Failed Trial for Ignition	0 sec.	2.0 sec. max.

Notes:

1. Ignition Sequence

C

Continuous retry — After trial for ignition, pilot gas shuts off for five minutes, then another trial for pilot ignition takes place.

P

The number of trials for ignition and trial time is determined by the selection tab. If a selection tab is not installed, the module will operate at four seconds trial time and one ignition trial.

FEATURES AND FUNCTIONS				CROSS-REFERENCE			
Type of Gas	Ignition Source	Typical Ignition Hardware	Includes	Honeywell	White-Rodgers	Robertshaw	Johnson Controls
Nat or LP	Switched Line Voltage	Norton 201, Norton 271, Hot Surface Elements, Q354 Flame Rod		S89C1004, S89C1012, S89C1046, S89C1087, S89C1103, S89D1002, S89G1005, S89G1013, S89G1021, S89G1047, S89H1003, S89H1011, S89H1029, S89J1008, S890C1007, S890D1006, S890G1003, S890G1011, S890G1029, S890G1037, S890H1002, S890H1010, S890H1028	50E47-1 thru 50E47-79, 50E47-101 thru 50E47-179, 50E47-201 thru 50E47-279, 50E47-301 thru 50E47-379, 50F47-1 thru 50F47-79, 50F47-101 thru 50F47-179, 50F47-201 thru 50F47-279, 50F47-301 thru 50F47-379	HS780-17NL-104A, HS780-17NL-108A, HS780-17NL-304A, HS780-17NL-308A, HS780-17NR-104A, HS780-17NR-306A, HS780-17NR-308A, HS780-34NL-108A, HS780-34NL-304A, HS780-34NL-306A, HS780-34NL-308A, HS780-34NL-312A, HS780-34NR-104A, HS780-34NR-306A, HS780-34NR-308A, HS780-34NR-312A, HS780-34PL-308A,	
Nat or LP	Internal	Q345, Q3451, Q3452	Integral Damper Connector	S86 Series, S90 Series, S8600 Series, S8610 Series, S8620 Series, S8660 Series, S8670 Series, S8680 Series	50D49-350, 50D49-360, 50D49-361, 50D50-843, 50D49-401	780-002, 780-003, 780-715, 780-735, 780-736, 780-737, 780-845, SP715, SP715A, SP735D, SP735L, USI715U, SP735, SP750 Series	CSA42, 43, 44, 45, 46, 48, 49, G60, G65, G67, G770 Series
Nat or LP	Internal	Adapter for Pilot Burner Included		Y8610U3003			
Nat or LP	Internal	Adapter for Pilot Burner Included					

For a complete cross-reference, visit www.customer.honeywell.com

Universal Hot Surface Igniter

Replacing a hot surface igniter can be a tricky job. Furnace designs and specifications change. Appliance designs can be tight and difficult to maneuver in. Then there's the need to carry a variety of replacement parts to match the range of hot surface igniter configurations out there. Now, those challenges have one reliable solution: Glowfly® from Honeywell.


When selecting an igniter for your next job, look for these Honeywell features:

- Next-generation OEM silicon nitride quality for any installation
- Custom designed bracketing for universal installation
- The strongest warranty in the industry
- Avoid being caught unprepared with the unique truck-ready six-pack
- Graphic instructions provide for quick and accurate bracket selection and installation



Match and mount simplicity.

Simply remove the old igniter and compare it with the diagrams on Glowfly's unique packaging guide to determine the correct mounting bracket for the job.



Six brackets. 110+ possibilities.

Every Glowfly comes fully equipped with six custom mounting brackets that are optimized to replace over 110 igniter applications from nearly every furnace manufacturer without modification.



Q3200U2002

Six Pack

Q3200U1004

Single Pack



Igniter Bracket Replacement Cross Reference^a

MANUFACTURER	OEM #	Q3200U BRACKET ^b
American Road Equip.	201W	A
Arco Air	1096048	D
	1380680	
Armstrong Air	38322B001	A
Carrier/ Bryant/ Payne	LH33ZS001	B or E ^c
	LH33ZS001A	
	LH33ZS002	
	LH33ZS002A	
	LH33ZS003	
	LH33ZS003A	
Claire Bros.	C-238	A
	C242	
Coleman	1474-051	A
	1474-052	
Comfort Maker	1096048	D
Detroit Radiant	201D	A
DMO Ind.	20834	A
Dornback Furnace	271W	A
Ducane	20015201	B
Enero Tech	10399	A
Evcon	1474-051	A
	1474-052	
Evcon Coleman	025-32625-000	B
Goodman	B1401009	D
	B1401018	C
	B1401018S	D
HB Smith	50018	A
Heil	1096048	D
Hupp Industries	09050	A
Intercity	1009604	D
	1096048	
Majestic	75-92-104	A
	75-92-105	
Metzger	201N	A
	201W	

MANUFACTURER	OEM #	Q3200U BRACKET ^b
Modine	5H76032A	C
Mor-Flo	3200618	A
	511-330-193	B
Nordyne	105141000	A
	632-0770	
	632-0880	
Norton/St Gobain	201	B
	271	
	201D	A
	201K	
	201L	
	201N	
	201R	
	201W	
	271N	
	271NM	D
	271P	A
	271W	
Raypak	600915	B
Rheem	62-22441-01	A
Roberts Gordon	90434300	B
	90436600	A
Robertshaw	41-402	A
	41-403	B
	41-404	B
	41-405	A
	41-407	B
	41-408	A
	41-409	B
	41-410	A
	41-412	D
	41-418	C
Snyder General	1380654	B
	1380672	
Superior Fireplace	1380680	
	94851	A

MANUFACTURER	OEM #	Q3200U BRACKET ^b
Tempstar	1096048	D
Trane	340039P01	A
	B138196P01	B
	B144676P01	A
	B144676P02	B
	B340039P01	A
	IGN23	A
	IGN26	B
Viessman	IGN30	B
	IGN34	A
	9302-094	A
Wayne Home Equip.	62821-001	A
	62821-002	
Weil McLain	511-330-139	B
	511-330-190	
	511-330-193	
White LB	120-07549	A
White-Rodgers	767A-301	A
	767A-303	F
	767A-306	A
	767A-311	
	767A-350	
	767A-353	F
	767A-354	A
	767A-357	F
	767A-361	A
	767A-364	
	767A-366	
	767A-370	B
	767A-371	A
	767A-372	A
	767A-373	D
	767A-376	B
	767A-377	A
	767A-382	B
Williamson	9050	A
York	025-27766-000	A
	025-27774-000	
	025-29043-000	
	025-29050-000	

^a Table data is correct to the best of Honeywell's knowledge as of this publication's date. However, some appliances may have igniter applications that are beyond the capabilities of this kit.

^b For igniters that require bracket A, use the template to determine the tab to be removed.

^c For Carrier sealed combustion furnaces, you must use bracket E and retain the existing orange gasket for use with bracket E.

For a complete cross-reference, visit www.customer.honeywell.com

Universal Electronic Fan Timer

Replaces all others. The new universal platform that will not only integrate control of all combustion blower and circulating fan operations in a gas warm air appliance but also replace most ST9120, ST9141 and ST9160 fan timer boards. Save room on your truck or on your shelves with a supply of ST9120U1011 timers and know you're covered.

When selecting fan timers for your next job, look for these Honeywell features:

- Universal application
- Easy installation
- Quality construction for long service life



ST9120U1011

- Replaces 44 existing Honeywell controls to reduce inventory
- Integrates control of all combustion blower and circulating fan operations in a gas warm-air appliance
- Replaceable fuse
- DIP switch selectable heat and cool delay on and off times
- Diagnostic LED
- EAC and HUM convenience terminal connections and continuous low speed indoor air circulation are provided

ST9120U REPLACES OVER 44 EXISTING MODELS

ST9101A1006	ST9120C3018	ST9120G4038	ST9160B1001
ST9101A1014	ST9120C4008	ST9120U1003	ST9160B1019
ST9101A1022	ST9120C4016	ST9141A1002	ST9160B1027
ST9120A2004	ST9120C4040	ST9141A1028	ST9160B1035
ST9120B1005	ST9120C4057	ST9141B1001	ST9160B1043
ST9120C1012	ST9120C5005	ST9150A1003	ST9160B1050
ST9120C1020	ST9120C5013	ST9150B2000	ST9160B1068
ST9120C2002	ST9120D3009	ST9150B2018	ST9160B1076
ST9120C2010	ST9120G2024	ST9150B2026	ST9160B1084
ST9120C2028	ST9120G2032	ST9150B2034	ST9160C1000
ST9120C3000	ST9120G4004	ST9160A1002	ST9160C1018

Universal Electronic Fan Timer OEM Replacement Guide

RECOMMENDED DIP SWITCH SETTING						
Replaced Control Model Number	Original OEM Appliance	1	2	3	4	5
ST9101A1006	Rheem	off	off	off	off	off
ST9101A1014	Rheem	off	off	off	off	off
ST9101A1022	Trade	off	off	off	off	off
ST9120A1006	Armstrong	off	off	off	off	off
ST9120A2004	Armstrong	on	off	on	off	off
ST9120B1005	Ducane	off	on	off	off	off
ST9120C1012	Snyder General	on	off	off	off	off
ST9120C1020	Nordyne	on	off	off	off	off
ST9120C2002	York	off	off	off	off	off
ST9120C2010	Ducane	off	off	off	off	off
ST9120C2028	Armstrong	off	off	off	off	on
ST9120C3000	ICP	off	off	on	on	off
ST9120C3018	Bard	on	off	off	off	on
ST9120C4008	ICP	off	off	on	on	off
ST9120C4016	ICP	off	off	on	on	off
ST9120C4040	ICP	off	off	on	on	off
ST9120C4057	ICP	off	off	on	on	off
ST9120C5005	ICP	off	off	on	off	off
ST9120C5013	ICP	off	off	on	off	off
ST9120D3009	Goodman	off	off	on	off	on
ST9120G2008	ICP	on	off	off	on	off
ST9120G2016	ICP	off	off	off	on	off
ST9120G2024	Skymark	off	on	off	on	off
ST9120G2032	Skymark	off	on	off	off	on
ST9120G4004	ICP	off	off	on	on	off
ST9120G4012	ICP	off	off	on	on	off
ST9120G4038	Trade	off	off	on	on	off
ST9120U1003	Trade	off	off	on	off	off
ST9141A1002	Consolidated Industries	off	off	on	off	on
ST9160B1035		off	off	off	off	off
ST9160B1068	Armstrong	on	off	off	off	on
ST9160B1076	Ducane	off	off	off	off	off
ST9160B1084	ICP	off	off	on	off	on
ST9120U Factory Default Setting		off	off	off	off	off

For a complete cross-reference, visit www.customer.honeywell.com

Universal Integrated Furnace Control

The Honeywell Hot Surface Ignition Universal Integrated Furnace Control offers universal compatibility and remote monitoring and diagnostics. Able to replace a large number of furnace controls in single-stage heating and cooling appliances. Honeywell UIFCs are the only controls you need for residential natural or liquid propane fueled furnaces.

When selecting furnace controls for your next job, look for these Honeywell features:

- Replaces over 195 furnace controls
- Complete set of wiring harnesses for universal compatibility, simplified installation and field-adjustable timings
- LED indicators provide system status, performance and diagnostic information
- EnviraCOM™ communications enabled



HSI Universal Integrated Furnace Control

- Complete set of wiring harnesses for universal compatibility and simplified installation allowing for direct replacement of competitive boards
- LED indicators provide system status, performance and diagnostic information
- EnviraCOM™-enabled for easy setup of local or remote monitoring and diagnostic systems
- Ready for remote services, whether you're replacing old controls or installing new equipment like the VisionPRO™ IAQ, Telephone Access Module or EnviraZONE™
- Engineered for reliability and long-term performance



S9200U1000 REPLACES THESE INTEGRATED FURNACE CONTROLS

Amana/Goodman	10207704, 10207706, 10207714, 10207719, 102077-02, 102077-03, 102077-04, 102077-09, 102077-19, 1809913, 10207701, 10207702, 10207703, 10207710, B1809913, B18099-13
ICM	ICM280
ICP	1010806, 1380686, 1380698, 1380699, 1380-686, 1380-699
Lennox	X445901, 1214201
Nordyne	624591, 624557, 624564, 624628, 902378, 902696, 903106, 6245570, 6245640, 6246310, 624557-0, 624591A, 624591-A, 624591-B, 624591-C, 624591-D, 624628-0, 624631-0, 624631A, 624631-A, 624631-B, 710128A, CAR903106
Other Manufacturers	350486, 8068142, 8068561, 8068563, 10334901, 99958174, 99958175, X1312066010
Rheem/Robertshaw	62-24268-01, 62-24268-02, 62-24268-03, 695-200
Texas Instruments	41F-5, 61F3, 6DT-1, 6DT-2
Trane	CNT03740, CNT1309, CNT1616, CNT1848, CNT1849, CNT2181, CNT2182, CNT2183, CNT2789, D340790P01, D341122P01, D330927P01, D330930P01, D330934P01, D340035P01, D340354P01, D340774P01, D341235P01
United Technologies	1012-83-9336AHSC1, 1012-83-9337A, 1012-83-9651B, 1012-925A, 1012-925B, 1012-925C, 1012933D, 1012-933D, 1012955A, 1012-955A
White-Rodgers	50A50-130, 50A50-131, 50A50-208, 50A50-210, 50A50-215, 50A50-216, 50A50-229, 50A50-240, 50A50-245, 50A50-298, 50A50-407, 50A50-472, 50A50-475, 50A55-245, 50A55-250, 50A55-288-05, 50A50-110, 50A50-111, 50A50-112, 50A50-113, 50A50-142, 50A50-143, 50A50-205, 50A50-206, 50A50-207, 50A50-209, 50A50-230, 50A50-241, 50A50-285, 50A50-286, 50A50-288, 50A50-295, 50A50-296, 50A50-405, 50A50-406, 50A50-408, 50A50-438, 50A50-471, 50A50-473, 50A50-474, 50A50-571, 50A55-120, 50A55-143, 50A55-241, 50A55-285, 50A55-286, 50A55-288, 50A55-438, 50A55-474, 50A55-571, 50A55-843, 50T35730, 50T35-730, 50T35743, 50T35-743
York	3101250000, 5253733900, 43101972100, 52537074000, 52537077000, 031.01234.000, 031-00662000, 031-01250-700, 031-01266-700, 031-01267-00, 331-09167-000, 431-01972-100, 31011140002, 031-00662, 031-00662, 031-00662-000, 031-00662-700, 031-01140-000, 031-01140-001, 031-01140-002, 031-01140-701, 031-01140-702, 031-01234-700, 031-01235-000, 031-01235-700, 031-01250-000, 031-01266-000, 031-01267-000, 031-01267-001, 031-01267-001A, 031-01284-000, 031-01933-000, 031-01972-000, 031-01973-000, 031-02166-000, 031-09166-000, 031-09167-000, 331-01933-000, 331-01972-200, CAR03101973000, CAR33101972200, CAR50A55843, G951ADB1401, G951ADB1401C, G951ADB-1401C, G951ADB1402, G951ADB-1402, G951AEB-1403, P03101267001, P031-01267-001, PTH031011400-00

For a complete cross-reference, visit www.customer.honeywell.com

Universal Integrated Furnace Control Selection Guide

	SKU	HARNESS	FIELD SETTINGS RECOMMENDATION				SAFETY TIME SETTINGS		
			SW1	SW2	SW3	SW4	SW1	SW2	
Amana/Goodman ¹	1809913, B1809913, B18099-13	Main Connector - E Inducer & HSI Connector - F	ON	OFF	60/90/120/180	60/90/120/180	OFF	ON	
	10207701	Inducer & HSI Connector - G			ON	OFF			
	10207702								
	10207703								
	10207704				60/90/120/180	60/90/120/180		OFF	
	10207706				ON	OFF		ON	
	10207710							OFF	
	10207714				60/90/120/180	60/90/120/180			
	10207719								
	102077-02								
	102077-03				60/90/120/180	60/90/120/180			OFF
	102077-04								
	102077-09								
	102077-19								
ICM	ICM280	Main Harness E & Inducer/HSI Harness F	Check Control Field Settings				Check Control Safety Timings		
ICP	1010806	Inducer/HSI Harness A	ON	OFF	60/90/120/180		OFF	OFF	
	1380686							ON	
	1380698							OFF	
	1380699							ON	
	1380-686								
	1380-699								
Lennox	1214201	Inducer/HSI Harness A	ON	OFF	ON	OFF	OFF	OFF	
	X445901				60/90/120/180	60/90/120/180			
Nordyne	624557	Main Harness D & Inducer/HSI Harness B	ON	OFF	60/90/120/180	60/90/120/180	ON	OFF	
	624564								
	624591								
	624628								
	902378								
	902696								
	903106								
	6245570								
	6245640								
	6246310								
	624557-0								
	624591A								
	624591-A								
	624591-B								
	624591-C								
	624591-D								
	624628-0								
	624631-0								
	624631A								
	624631-A								
	624631-B								
	710128A								
	CAR903106								

¹Wiring harness G should be used if the control being replaced has a 2-pin inducer/igniter connector instead of a 4-pin inducer/igniter connector.

Use with only 120 VAC Appliances

	SKU	HARNESS	FIELD SETTINGS RECOMMENDATION				SAFETY TIME SETTINGS			
			SW1	SW2	SW3	SW4	SW1	SW2		
Other Manufacturers	350486	Inducer & HSI Connector - A	ON	OFF	60/90/120/180	60/90/120/180	OFF	OFF		
	8068142									
	8068561									
	8068563									
	10334901									
	99958174									
	99958175									
	X13120666010									
Rheem/Robert Shaw	62-24268-01	Main Connector - D Inducer & HSI Connector - C	ON	OFF	60/90/120/180	60/90/120/180	ON	ON		
	62-24268-02									
	62-24268-03									
	695-200									
Texas Instruments	41F-5	Main Connector - E Inducer & HSI Connector - F	ON	OFF	60/90/120/180	60/90/120/180	OFF	ON		
	50T35730									
	50T35-730									
	50T35743									
	50T35-743									
	61F3	Inducer/HSI Harness A								
	6DT-1									
	6DT-2									
Trane	CNT03740	Inducer & HSI Connector - A Add jumper on harness connector (Roll-out switch)	ON	OFF	60/90/120/180	60/90/120/180	OFF	OFF		
	CNT1309	Inducer & HIS Connector - G	Check Settings	ON				ON		
	CNT1616	Inducer & HSI Connector - A Add jumper on harness connector (Roll-out switch)								
	CNT1848									
	CNT1849									
	CNT2181									
	CNT2182									
	CNT2183									
	CNT2789									
	D330927P01	ON	OFF	OFF						
	D330930P01	OFF		ON						
	D330934P01									
	D340035P01									
	D340354P01									
	D340774P01									
	D340790P01	Check Settings	ON	ON					OFF	OFF
	D341122P01	ON	OFF							ON
D341235P01										
United Technologies	1012-83-9336AHSC1	Main Connector - E Inducer & HSI Connector - F	ON	OFF	ON	OFF	OFF	ON		
	1012-83-9337A				60/90/120/180	60/90/120/180				
	1012-83-9651B									
	1012-925A	Inducer & HSI Connector - A			60/90/120/180	60/90/120/180	ON			
	1012-925B	Main Connector - D Inducer & HSI Connector - C								
	1012-925C									
	1012933D									
	1012-933D				ON	OFF	OFF			
	1012955A	Main Connector - E Inducer & HSI Connector - F			60/90/120/180	60/90/120/180	ON		OFF	
	1012-955A									

For a complete cross-reference, visit www.customer.honeywell.com

Universal Integrated Furnace Control Selection Guide

	SKU	HARNESS	FIELD SETTINGS RECOMMENDATION				SAFETY TIME SETTINGS			
			SW1	SW2	SW3	SW4	SW1	SW2		
White-Rodgers	50A50-110	Inducer & HSI Connector - A	ON	OFF	60/90/120/180	60/90/120/180	OFF	ON		
	50A50-111									
	50A50-112									
	50A50-113									
	50A50-130			OFF						
	50A50-131									
	50A50-142			Check Settings						
	50A50-143									
	50A50-205			ON	OFF					
	50A50-206									
	50A50-207	Inducer & HSI Connector - G								
	50A50-208	Inducer & HSI Connector - A								
	50A50-209		60/90/120/180	60/90/120/180	OFF					
	50A50-210		ON	ON	ON					
	50A50-215		60/90/120/180	60/90/120/180	OFF					
	50A50-216									
	50A50-229									
	50A50-230									
	50A50-240									
	50A50-241									
	50A50-245		OFF	ON	OFF	ON				
	50A50-285	Inducer & HSI Connector - G		OFF						
	50A50-286	Inducer & HSI Connector - A		60/90/120/180	60/90/120/180					
	50A50-288	Inducer & HSI Connector - G		ON	OFF					
	50A50-295									
	50A50-296									
	50A50-298									
	50A50-405	Inducer & HSI Connector - A		OFF						
	50A50-406	Add jumper on harness connector (Roll-out switch)								
	50A50-407	Inducer & HSI Connector - A			ON					
	50A50-408									
	50A50-438		Check Settings	ON	60/90/120/180	60/90/120/180		ON		
	50A50-471	Inducer & HSI Connector - A	OFF	OFF						
	50A50-472	Inducer & HSI Connector - A	Check Settings	ON				OFF		
	50A50-473	Inducer & HSI Connector - A	OFF	OFF						ON
	50A50-474	Inducer & HSI Connector - A								
	50A50-475	Inducer & HSI Connector - A	ON							
	50A50-571	Inducer & HSI Connector - A								
	50A55-120	Inducer & HSI Connector - A	OFF	ON				ON	OFF	ON
	50A55-143		ON					30/60	60/90/120/180	
50A55-241	OFF						ON	ON	OFF	
50A55-245					60/90/120/180	60/90/120/180	ON			
50A55-250	Inducer & HSI Connector - G			Check Settings	ON	OFF				
50A55-285										
50A55-286										
50A55-288										
50A55-288-05	Inducer & HSI Connector - G		Check Settings	OFF	ON	OFF	OFF			
50A55-438	Inducer & HSI Connector - A		Check Settings	OFF	ON	OFF				
50A55-474										
50A55-571										
50A55-843 - universal	Inducer & HSI Connector - A	Check Settings	Check Settings	60/90/120/180	60/90/120/180					

Use with only 120 VAC Appliances

	SKU	HARNESS	FIELD SETTINGS RECOMMENDATION				SAFETY TIME SETTINGS	
			SW1	SW2	SW3	SW4	SW1	SW2
York	3101250000	Inducer & HSI Connector - A	ON	OFF	60/90/120/180	60/90/120/180	OFF	OFF
	5253733900							ON
	31011140002							OFF
	43101972100							ON
	52537074000							OFF
	52537077000							ON
	031-01234-000							OFF
	031-00662							ON
	031-00662							
	031-00662000							
	031-00662-000							
	031-00662-700							
	031-01140-000							
	031-01140-001							
	031-01140-002							
	031-01140-701							
	031-01140-702							
	031-01234-700							
	031-01235-000							
	031-01235-700							
	031-01250-000							OFF
	031-01250-700							ON
	031-01266-000							OFF
	031-01266-700							ON
	031-01267-00							
	031-01267-000							
	031-01267-001							
	031-01267-001A							
	031-01284-000							
	031-01933-000							
	031-01972-000							
	031-01973-000							
	031-02166-000							
	031-09166-000							
	031-09167-000							
	331-01933-000							
	331-01972-200							
	331-09167-000							
	431-01972-100							
	CAR03101973000							
	CAR33101972200							
	CAR50A55843							
	G951ADB1401							
	G951ADB1401C							
	G951ADB-1401C							
	G951ADB1402							
	G951ADB-1402							
	G951AEB-1403							
	P03101267001							
	P031-01267-001							
	PTH031011400-00							

For a complete cross-reference, visit www.customer.honeywell.com

Fan and Limit Controls

Honeywell fan and limits combines high temperature limit with circulating blower control. As an industry standard for many years, these controls have a large and varied installed base. You'll find Honeywell fan and limits on a wide range of furnace equipment. Our universal family increases service efficiency and reduces truck and warehouse inventory.

Key features for the family of universal fan and limits:

- Family members cover the full range of insertion — 5", 8", 11-1/2"
- Adjustment tool and cross-reference allow for field adjustment to factory settings
- Universal kit accessories reduce inventory

L4064

High Limit and Fan Controller

- Used in all types of forced-air heating systems
- Three wiring terminal options available for easy installation
- Available in a variety of fan and high-limit setting ranges
- Controls adapt to many competitive mounting holes in replacement applications
- Push-in receptacles for stripped wire
- L4064 models for timed fan on
- Special high temperature limit models available
- Suitable for line voltage, low voltage or millivoltage control applications



Fan and Limits Selection Guide

MODEL	OS#	REGION	ELEMENT INSERTION LENGTH (IN.)	REPLACES	HIGH LIMIT STOP	FAN-ON STOP	FAN-OFF STOP	MANUAL FAN BUTTON	MANUAL RESET	SWITCHING ACTION
L4064	L4064B2228	US/ Canada	5	L4064A1339, L4064A1503 L4064A1586, L4064A2402 L4064A2659, L4064A2980 L4064B1469, L4064B1683 L4064B2228, L4064B2640 L4064B2657, L4064B2681 L4064B2889, L4064B2897 L4064B2947, L4064B3010 L4064B3143, L4064B3143 L4064B3374, L4064B3432 L4064B3440, L4064B3473 L4064B3598, L4064E1983 L4064E2437, L4064E2544 L4064L1046	200°F 97°C	125°F 52°C	100°F 38°C	Yes	No	Fan: SPST — N.O. (make on rise), Limit: SPST — N.C. (break on rise)
	L4064R1159	US/ Canada	5	L4064E1835, L4064E2551 L4064L1145, L4064R1043 L4064R1050, L4064R1159	250°F 121°C	125°F 52°C	100°F 38°C	Yes	No	Fan: SPST — N.O. (make on rise), Limit: SPST — N.C. (break on rise)
	L4064B2236	US/ Canada	8	L4064A1347, L4064A1511 L4064A1719, L4064A1735 L4064A2030, L4064A2279 L4064A2998, L4064B1618 L4064B2236, L4064B2608 L4064B2772, L4064B2822 L4064B2905, L4064B2905 L4064B2962, L4064B3051 L4064B3085, L4064B3325 L4064B3333, L4064B3341 L4064B3366, L4064B3457 L4064B3499, L4064B3572 L4064E1777, L4064E2163 L4064E2171, L4064E2452 L4064E2502, L4064E2684 L4064F1023, L4064F1031 L4064F1080, L4064F1098 L4064L1004, L4064A2774	200°F 97°C	125°F 52°C	100°F 38°C	Yes	No	Fan: SPST — N.O. (make on rise), Limit: SPST — N.C. (break on rise)
	L4064R1142	US/ Canada	8	L4064A2469, L4064B1691 L4064B2616, L4064B2806 L4064B2814, L4064B2830 L4064B3390, L4064B3481 L4064B3507, L4064R1019, L4064R1118, L4064R1126, L4064R1142	250°F 121°C	125°F 52°C	100°F 38°C	Yes	No	Fan: SPST — N.O. (make on rise), Limit: SPST — N.C. (break on rise)
	L4064B2210	US/ Canada	11.5	L4064A1321, L4064A1453 L4064A2758, L4064A3012 L4064A3020, L4064A3038 L4064A3046, L4064B1451 L4064B1592, L4064B1717 L4064B1725, L4064B1931 L4064B2210, L4064B2723 L4064B2749, L4064B2848 L4064B2954, L4064B3036 L4064B3044, L4064B3077 L4064B3184, L4064B3465 L4064B3580, L4064E2056 L4064E2114, L4064E2130 L4064E2155	200°F 97°C	125°F 52°C	100°F 38°C	Yes	No	Fan: SPST — N.O. (make on rise), Limit: SPST — N.C. (break on rise)
	L4064R1134	US/ Canada	11.5	L4064A2972, L4064B2756 L4064J1008, L4064K1006 L4064L1129, L4064N1074 L4064R1027, L4064R1035 L4064R1068, L4064R1134 L4064R1167	250°F 121°C	125°F 52°C	100°F 38°C	Yes	No	Fan: SPST — N.O. (make on rise), Limit: SPST — N.C. (break on rise)

* Fan On and Fan Off may need to be adjusted.

Oil Primaries

Honeywell has set the standard for oil-fired furnaces, boilers and water heaters when it comes to oil primary controls. In addition to delivering dependability and high quality products, Honeywell has gone one step further to create an easy-to-use oil primary control designed to simplify installation and enhance maintenance. Our latest innovation will redefine that standard as the next generation of controls proves, it takes a legend to make one.

When selecting an oil primary for your next job, look for these Honeywell features:

- Universal application with field adjustable timings
- Integrated display allows for setup without using an external tool
- Advanced diagnostics that direct the technician to the likely cause of ignition failure
- Legendary performance and reliability





R7284U1004

Universal Digital Electronic Oil Primary

- A single part number for nearly all applications helps reduce inventory cost
- 16 character two line tri-lingual display provides simple programming and diagnostics
- No additional tool to purchase to take advantage of all control features
- Monitors igniter and cad cell and alerts technician what component caused ignition failure
- Error history and baseline readings provide system performance trends



5 YEAR
WARRANTY

R8184

Protectorelay® Oil Burner Control

- Industry-standard intermittent ignition control
- Solid-state, flame-sensing circuit
- 45-second timing, safety switch
- Mounts on standard 4" x 4" junction box
- External button to manually reset safety switch after lockout



2 YEAR
WARRANTY

R8182

Combination Protectorelay® and Hydronic Heating Controllers

- Immersion-type Aquastat® controller and oil burner primary control
- Provides high limit and low limit/circulator control
- Use in intermittent ignition applications
- Circulator zone control with ZC and ZR terminals on R8182D, E, H, J



2 YEAR
WARRANTY

W8735S3000

EnviraCOM™ Alarm Module

- Works with any alarm generating EnviraCOM enabled control
- Local LED alarm present and communication active indication
- Simple low-voltage, 5-wire installation



Oil Primaries Selection Guide

OIL PRIMARIES						
		Specifications				
Ignition Type	Universal Service Part	Lockout Time (sec.)	Valve On Delay (sec.)	Blower Off Delay (min.)	Alarm Contacts	Manual Trip Lever w/ LED Indicator
Interrupted	R7284U1004	15	0/15	0/2/4/6	Yes*	Yes
			15			
			15	0.25		
		30	0/15	0/2/4/6		No
		45	0/15	0/2/4/6	Yes*	No
Intermittent	R7284U1004	15			Yes*	
		30				
		45				Yes
					Yes*	
	R8184M1051	45				

(1) Includes 40 VA transformers and heat/cool thermostat connections for warm-air furnace applications.

*Alarm accessory module required. EnviraCOM™ Alarm Module W8735S3000

R8182 COMBINATION AQUASTAT AND OIL PRIMARY					
Direct Service Part	Features and Functions			Includes	Upgraded Cross-Reference
	Mounting	Differential Temperature (°F)			Honeywell
		High Limit	Low Limit/ Circulator		
R8182D1079	Vertical	10 fixed	10 to 25	Heat-Conductive Compound	R8182E1118
R8182D1111	Horizontal	10 fixed	10 to 25	Heat-Conductive Compound	R8182D1129
R8182H1070	J Box	10 fixed	10 to 25	Heat-Conductive Compound	
R8182J1042	J Box	15 fixed		Heat-Conductive Compound	R8182J1059

STACK SWITCHES		
Model Number	Ignition Type	Replaces
RA116A1055	Intermittent	RA116A1063
RA117A1047	Interrupted	

Cross-Reference			
Honeywell	Beckett	Carlin	White-Rodgers
R7184U1004, R7184P1031, R7184P1049, R7184P1056, R7184P1064, R7184P1072	7505P125M	50200-02S, 602000-02S, 6020002S015120, 6020002S030015, 6020002S030030, 6020002S030120, 6020002S030300, 6020002S030010	
R7184A1026, R7184A1075, R7184A1000	7505A0000	40200-02S	669-640, 669-670
R7184B1024, R7184B1032, R7184B1016	7505B1500		
R7184P1080, R7184P1098	7505P1515		
R7184U1012			
R7184A1018, R7184A1034		42230-02S	669-440, 669-445, 669-470, 669-540
R7184U1020			
R7184A1042			
R8184G1294, R8184G1302, R8184G4066, R8184G4074, R8184G4033, R8184G4090, R8184G1427, R8184G4058	7505A0000		668-601, 668-670
R8184G1393, R8184G1302, R8184G4074, R8184G4033			668-501
R8184G1286, R8184G1427, R8184G1458, R8184G4009, R8184G4025, R8184G4082, R8184G4108		48245-S	668-401, 668-415, 668-430, 668-515
			668-430
R8184M1002			668-441, 668-451, 668-454

CAD CELL SELECTOR GUIDE									
Product Number	CAD Cells (1)	Lead Length (in.)	Wire Termination	Mounting Bracket	Includes	Tradeline Value	Replaces	White-Rodgers	Westwood
C554A1463	130367	60	2 Flag 1/4" QC	Type R	A, B, E, J and P Mounting Brackets and Fuel Line Adaptor	Super Tradeline	C554A1307, C554A1315, C554A1398, C554A1133, C554A1174, C554A1372, C554C1570, C554A1216, C554A1927, C554A1794	956-154	TMK-60
C554A1794	130367	60	Stripped	Type R	E Mounting Bracket and Fuel Line Adaptor	Tradeline	C554A1307, C554A1927	956-11 956-154	TMK-60

Notes:

*120320 replacement CAD cell 7.5 MA minimum sensitivity at 2' candles.

*130367 high-sensitivity CAD cell 12 MA minimum sensitivity at 2' candles.

For a complete cross-reference, visit www.customer.honeywell.com

Outdoor Reset

The AquaReset improves comfort and efficiency inside because it knows the weather outside. Our new product is designed to help homeowners save on energy costs by operating their boiler at more efficient settings based on the actual outdoor temperature while providing the necessary heat to maintain a comfortable indoor temperature. Integrating easily into any Honeywell outdoor reset ready electronic Aquastat, this product provides easy installation and up to 15 percent* energy savings for the homeowner.



*Honeywell Inc. 1979 Study; Control Systems Providing Energy Savings with single and multi-zone Hydronic Heating. 15% is the average energy savings and can only be achieved when installing an outdoor reset model, domestic hot water priority is off and the unit is installed as directed.

W8735ER1000

Honeywell AquaReset Wireless Outdoor Reset Module

- Upsell opportunity for contractors during a new boiler installation when an Outdoor Reset Ready Aquastat (L7224/L7248) is present
- Improves boiler efficiency by resetting the boiler water temperature based on the outdoor temperature
- Installs in 30 minutes thanks to RedLINK™ wireless communication
- Compatible with any L7224/L7248 Outdoor Reset Ready Aquastat, S9361A Integrated Boiler Control, and R7910 SOLA Controls
- **Wireless AquaReset Outdoor Reset Kit (W8735Y1000)** includes a module (W8735ER1000) and wireless sensor (C7089R1013)



W8735S1000

Honeywell AquaReset Outdoor Reset Kit

- Designed to improve boiler efficiency by automatically resetting boiler water temperature based on outdoor temperature
- Upsell opportunity for contractors during a new boiler installation when an Outdoor Reset Ready Aquastat is present
- Simple installation with three wire connection to the Aquastat
- Compatible with any L7224/L7248 Outdoor Reset Ready Aquastat, S9361A Integrated Boiler Control, and R7910 SOLA Controls



W8735S1008

Honeywell AquaReset Domestic Hot Water Kit

Required for domestic hot water override with some Honeywell AquaReset installations*

- Compatible with Honeywell AquaReset wired and wireless kits
- Ensures domestic hot water needs are met when combining AquaReset with an indirect DHW tank.
- Easy three-wire installation to AquaReset module

* Kit required to enable domestic hot water override functionality with Indirect DHW tank when the Zr terminal on the Aquastat® is not used or available for DHW demand. See instructions or visit customer.honeywell.com for complete details.



Aquastats®

The boiler industry standard, Honeywell Aquastats have a proven track record, wide OEM new equipment usage and a large installed base. Our electronic Aquastat family builds on this reputation while adding performance-enhancing features. Honeywell service parts have you covered, offering universal compatibility and improved service call efficiency — while keeping both distributor and contractor satisfaction in mind.

When selecting an Aquastat for your next job, look for these Honeywell features:

- Enhanced to comply with 2012 Department of Energy Standards
- Broad range and flexibility covers a variety of applications and needs
- Universal versions allow multiple mounting and configuration capability
- Universal versions reduce inventory and assure truck availability
- Electronic versions include communications as a standard feature, allowing add-on efficiency, troubleshooting and monitoring capability
- EnviraCOM™ communications enabled



L7224

Universal Oil Electronic Aquastat

- Complies with 2012 Department of Energy Standards
- Diagnostic updates through easy-to-read LED displays
- +/- 2° F accuracy and faster response times
- Adjustable high- and low-limit differential
- Outdoor reset functionality available with W8735S1000 and W8735Y1000
- Provides multizone control
- Thermowell horizontal or vertical and flush mounting
- EnviraCOM™ communications enabled
- Compatible with W8735S3000 Alarm Module



L8124/L8148

Triple Aquastat Relay

- Oil and gas versions
- High-limit or high-and-low-limit versions
- Mounts directly on boiler horizontally or vertically
- Provides multizone control
- Immersion-type controllers that combine high limit protection with low limit and circulator control in forced hydronic heating systems
- The L8148 includes a transformer to provide power for the low-voltage control circuit
- Gas versions include a transformer to provide power for the low voltage circuit



L6006/L4006

Aquastat Controller

- Totally enclosed Micro Switch snap-acting switches operate on temperature rise to setpoint
- Visible control point scale and external adjustment screw permit easy setting
- Horizontal or vertical insertion of sensing element
- Direct or well immersion of the sensing element
- SPST and SPDT switching action



L6008/L4008

Aquastat Controller

- Visible control point scale and external adjustment screw permit easy setting
- Horizontal or vertical mounting of the remote element into boiler, tank or other container
- Fast-responding remote temperature sensor
- SPDT or SPST switching action



Single-Function Aquastat® Selection Guide

		SENSOR AND THERMOWELL			FEATURES AND FUNCTIONS		
Product Number ¹	Switch Configuration	Thermowell Included	Thermowell Spud Size — 14 NPT (in.)	Capillary Length (in.) ²	Manual Reset	Operating Temperature Range (°F)	Factory Stop (°F)
L4006A1009	SPST - N.C. (break on rise)	Yes	1/2	1-1/2		100 to 240	
L4006A1017		Yes	1/2	1-1/2		100 to 240	
L4006A1132		Yes	3/4	3		100 to 240	160
L4006A1678				3		100 to 240	
L4006A1959				3		40 to 180	
L4006A1967		Yes	1/2	1-1/2		100 to 240 ³	
L4006A2007				3		100 to 240	
L4006A2148				3		100 to 200	
L4006E1042					Yes	130 to 270 ³	240
L4006E1067				3	Yes	130 to 270	
L4006E1091				3	Yes	130 to 270	
L4006E1125				3	Yes	100 to 200	
L4006H1004				1-1/2		100 to 240 ³	240
L4006G1022				3		100 to 200	
L4008A1015				66		100 to 240 ³	
L4008A1130				120		130 to 270	
L4008A1189				66		130 to 270	
L4008E1156				66	Yes	130 to 270	250
L4008E1305				66	Yes	100 to 240	240
L4008E1313				66	Yes	100 to 200 ³	
L4008E1347				66	Yes	40 to 180 ³	
L4006B1007	SPST - N.O. (make on rise)	Yes	1/2	1-1/2		100 to 240	
L4006B1155				3		100 to 240	
L6006A1004	SPDT	Yes	1/2			100 to 240	
L6006A1012		Yes	1/2	1-1/2		100 to 240	
L6006A1145				3		100 to 240	240
L6006A1244				3		100 to 240	
L6006C1018						65 to 200	
L6008A1093				66		-30 to 70 ³	
L6008A1192				66		100 to 240	240
L6008A1242				66		100 to 200 ³	

All mounting is universal horizontal or vertical mounting unless noted. All Tradeline Aquastats® include heat-conductive compound.

¹ Product Numbering

400X=SPST, 600X=SPDT

X006=Thermowell Sense, X008=Remote Sense

A Make on Rise

B Break on Rise

D Break on Rise w/o Cover

E Make on Rise w/Manual Reset

G Two SPDT

H Make on Rise w/Strap-On Mount

² Capillary Length

If less than 3' then insulation depth of thermowell

³ All manual reset models comply with the CSD-1 requirement for Manual Reset. Devices with maximum Range of 200°F, 190°F 180°F are designed to meet local code requirements regarding maximum setpoints. Units having scale ranges above 240°F do not comply with ASME Section IV for boilers, use 240 Maximum range Aquastats.

⁴ Electrical Ratings

A Millivolt: 0.25 A @ 0.25 to 12 Vdc; AFL: 8 A @ 120 Vac/5.1 A @ 240 Vac ALR: 48 A @ 120 Vac/30.6 A @ 240 Vac

D Millivolt: 0.25 A @ 0.25 to 12 Vdc; AFL: 1.3 A @ 240 Vac/8 A @ 120 Vac; ALR: 48 A @ 120 Vac/30.6 A @ 240 Vac

B AFL: 2.6 A @ 120 Vac/1.3 A @ 240 Vac; ALR: 15.6 A @ 120 Vac/7.8 A @ 240 Vac

H AFL: 8 A @ 120 Vac/1.3 A @ 240 Vac; ALR: 48 A @ 120 Vac/30.6 A @ 240 Vac

FEATURES AND FUNCTIONS		NOTES	CROSS-REFERENCE
Differential Temperature (°F)	Electrical Ratings ⁴	Notes	OEM or Trade Product Number
5 Fixed	A		
5 to 30	A		L4080B, L4080D Families, L4006A1058, L4006A1827, L4006A2015
5 Fixed	A		L4006A2023
5 to 30	A		
2 Fixed	B		
5 to 30	A		
5 to 30	A		
5 to 30	A		
	A	Canada Only	
	A		L4006E1091, L4006E1109, L4006E1117, L4006E1125, L4006E1133
	A		
	D		
	D	Bracket for Strap-On Mounting	
7	H	Canada Only	
5 to 30	A		
5 to 30	A		
5 to 30	A		
	A		L4008E1040, L4008E1248, L4008E1321
	A		L4008E1271, L4008E1313
	A	Meets Certain State Specific Boiler Inspector Requirements	
	A		
5 Fixed	A		
5 to 30	A		L4006B1189, L4008B1163
5	A		
5 to 30	A		L6006A1160, L6006A1269, L6006A1301, L6006A1327, L6006A1335
5 to 30	A	Horizontal Mount Only	L4006A1004
5 to 30	A		
5 to 30	A	Includes Surface Mount Using 1/4" NPT Female Threads or Surface Mount Through Base of Case	L6006C1034, L6006C1059
5 to 30	A		L6008A1010
5 to 30	A		
5 to 30	A		

For a complete cross-reference, visit www.customer.honeywell.com

Multi-Function Aquastat® Selection Guide

Product Number	FUEL		LOW LIMIT		HIGH LIMIT	
	Gas	Oil	Operating Range, Low Limit (°F)	Differential Temperature, Low Limit (°F)	Operating Range, High Limit (°F)	Differential Temperature, High Limit (°F)
L6081A1036	•	•	110 to 220	10-25	130 to 240	10 fixed
L8148E1265	•				180 to 240	15 fixed
L8124E1016	•		110 to 220	10 to 25	130 to 240	10 fixed
L8148J1009	•				120 to 240	8 fixed
L7224U1002		•	110 to 220	10 to 25	130 to 240	5 to 20 adj.
L8124A1007		•	110 to 220	10 to 25	130 to 240	10 fixed
L8124C1003		•	110 to 220	10 to 25	130 to 240	10 fixed
L8124G1020		•	110 to 220	10 to 25	130 to 240	10 fixed
L8124L1011		•	110 to 220	10 to 25	130 to 240	10 fixed
L8148A1017		•			140 to 240	8 fixed

* Replacement Sensors for the 7224U.

OS Number	Length
50001464-001	12"
50001464-004	36"
50001464-005	48"

FEATURES AND FUNCTIONS					CROSS-REFERENCE
Factory Stop (°F)	Switching Action	Anticipator Setting	Mounting	Notes	OEM Part Number
	SPDT		H		L6081A1010, L6081A1069, L4081A1023, L4081A1148, L4081A1155, L4081A1171, L4081A1189, L4081A1197
	2 SPST: High Limit & Circulator	0.2 A	V		L8148E1158, L8148E1182, L8148E1216, L8148E1065
	2 SPST: High & Low Limit	0.2 A			
240	2 SPST: High Limit & Circulator	0.2 A	V/H		
	3 SPST: High and Low Limit, Circulator	0.1 A	V/H/F	Universal Oil, Digital Display and Settings, Used with Oil Burner Applications, EnviraCOM® Communications	Replaces all members of these families: L8124A or C, L8148A or C, L7224A or C, L7248A or C, L8151A
		0.2 A	V		L8124A1015, L8124A1015, L8124A1049, L8124A1106, L8124A1114, L8124A1130, L8124A1155, L8124A1015
	2 SPST: High & Low Limit	0.2 A	H		L8124C1094, L8124C1102
	2 SPST: High & Low Limit	0.2 A	V		L8124G1004, L8124G1012
	2 SPST: High & Low Limit	0.2 A	H		L8124L1003, L8124L1029, L8124G1038, L8124G1046
240	2 SPST: High Limit & Circulator	0.2 A	H		L8148A1165, L8148A1157, L8148A1124, L8148A1090, L8148A1082, L8148A1009

For a complete cross-reference, visit www.customer.honeywell.com


Relays/Contactors/Transformers

Honeywell offers a complete range of relays, contactors and transformers for all your residential and commercial HVAC applications. All Honeywell products are designed to exceed safety and industry life cycle standards. In order to meet these criteria, a statistically significant sample of Honeywell products are tested to failure and to our stringent qualification requirements. This testing methodology enables Honeywell to verify that these products will exceed industry standards.

Relays

Honeywell's switching relays are available in multiple configurations for various applications. For whatever you need — general purpose relays or electric heat relays — Honeywell has you covered.

- **General Purpose and Heavy-Duty Switching Relays** — R4222, R8222, R4228 and R8228 for use in refrigeration and air-conditioning equipment, appliances and vending machines
- **Time Delay Relay** — ST82 combines the R8222 or R8228 relay for use in compressor-run air conditioning and heat pump systems; this product features an electronic timer that delays blower shut off after the compressor has shut off.
- **Fully Enclosed Line and Low-Voltage Fan Relays** — R4225 and R8225 for control of line voltage fan motors and auxiliary circuits.



RELAYS								
Input Voltage/Coil Voltage	Switching	Product Number	Full Load Amp Rating	Frequency	Dimensions (in.) H x W X D	Electrical Connections (main)	Special Features	
24 Vac	DPST N.O.	R8228D1018	5.5	A	1 7/8 x 2 5/32 x 2 3/8	Q		
24 Vac	DPDT (1 P & 1 P Duty)	R8222V1003	12				2 7/32 x 2 1/16 x 2 9/16	
	DPDT — Pilot Duty	R8222N1011						Pilot duty
	DPDT	R8222D1014						
	DPDT	ST82D1004						80 sec shut off delay
	SPDT	R8222B1067						
120 Vac	DPDT — Pilot Duty	R4222N1002			1 7/8 x 2 5/32 x 2 3/8			
	DPDT	R4222D1013						
	SPDT	R4222B1082						
208/240 Vac	DPDT	R4222D1021						
24 Vac	SPDT	R8225A1017		14		B	2 11/16 x 2 1/2 x 3 7/16	L
	DPST N.O.	R8225D1003						
120 Vac	SPDT, 1 N.O., 1 N.C.	R4225A1008						
24 Vac	SPDT	R8228B1012	18	A	1 7/8 x 2 5/32 x 2 3/8	Q		
ELECTRIC HEAT RELAYS								
24 Vac	DPST	R8229A1005	7	B	2 3/16 x 2 3/32 x 2 1/4	CHS		
		R8229A1021					Extra mounting hardware	
ELECTRIC FURNACE SEQUENCER								
24 Vac		R8330D1039	7.2	B	3 1/16 x 4 13/16 x 2 11/32	T		
ELECTRIC HEAT CONTACTOR								
24 Vac	DPST	R8246A1038	30		2 3/16 x 2 1/4 x 3 5/16	Q, S		

Frequency:	A — 60 Hz/50 Hz; B — 60 Hz, C — 50 Hz	SPST:	Single Pole Single Throw
Approvals:	UL, CSA	DPST:	Double Pole Single Throw
Temp Rating:	-20° F to +150° F; 115° F max for R8225	DPDT:	Double Pole Double Throw
Connectors:	CHS — Combination Head Screw; L — Leadwires; Q — Quick connect; T — Terminals	SPDT:	Single Pole Double Throw

Transformers

Honeywell offers NEMA — standard DC20-1992 and general purpose transformers. These transformers are available with single or multiple input voltages and with foot, conduit and plate mounting options. Transformers with circuit breakers that can be manually reset by pressing a button are also available. Honeywell also designs transformers for specific environmental requirements and with specialized termination options.



UNIVERSAL TRANSFORMERS										
Electrical Ratings (VA)	Electrical Ratings (Input Voltage)	Product Number	NEMA Rated	Mounting	Main Connections	Secondary Connections	Frequency	Dimensions (in.) H x W x D	NOTES	
40 VA	208/240 Vac	AT72D1733	Yes	M	L	S	A	3 7/32 x 2 7/32 x 3 1/16	Only in Canada	
50 VA	120/208/240 Vac	AT87A1106	Yes	M			A	2 15/16 x 2 7/32 x 2 1/4	Built-in protection; Primary winding burnout	
20 VA	120/208/240 Vac	AT120A1004	No	M			B	2 7/8 x 1 7/8 x 2 15/16	Metal end bells	
40 VA	120/208/240 Vac	AT140A1018	No	M			B	3 3/16 x 2 3/8 x 3 1/8	Metal end bells	
75 VA	120/208/240 Vac	AT175A1008	No	M			B	3 3/16 x 2 3/8 x 3 5/8	Metal end bells	
TRANSFORMERS										
19 VA	120 Vac	AT20A1123	Yes	F	L	L	A	2 x 2 1/4 x 1 7/8		
40 VA	120 Vac	AT72D1006		P		S		3 7/32 x 2 7/32 x (1 1/16 into x 2 in. above plate)		
		AT72D1089		F		S		3 7/32 x 2 7/32 x 3 1/16		
		AT72D1188		P		L		3 7/32 x 2 7/32 x 2 15/16		
		AT72D1683		M		S				
		AT72D1956		M		L		3 7/32 x 2 7/32 x 3 1/16	Only in Canada	
		208/240 Vac	AT72D1691	M		S				
48 VA	277 Vac	AT87A1189	No	F		L	L	2 15/16 x 2 7/32 x 2 1/4	Energy limiting overload protection	
	480 Vac	AT87A1155		F		L		Energy limiting overload protection		
20 VA	120 Vac	AT120B1028		F		L	1 11/16 x 3 3/16 x 1 3/4	Metal end bells		
40 VA	120 Vac	AT140A1000		M		S	3 3/16 x 2 3/8 x 3 1/8	Metal end bells		
		AT140B1206		F		L	1 11/16 x 3 1/2 x 1 3/4	Plastic end caps		
	120/208/240 Vac	AT140B1214		F		L	1 11/16 x 3 1/2 x 1 3/4	Plastic end caps		
50 VA	120/208/240 Vac	AT150A1007		M		S	1 11/16 x 3 3/16 x 1 3/4	Metal end bells		
		AT150F1022		M		L	3 3/16 x 2 3/16 x 3 5/8	Button for resetting circuit breaker & metal end bells		
	208/277/480 Vac	AT150F1030		M		L	3 3/16 x 2 3/16 x 3 5/8	Button for resetting circuit breaker & metal end bells		
	277 Vac	AT150B1252		F	L, Q	L, Q	A	1 11/16 x 3 1/2 x 1 3/4	Plastic end caps	
75 VA	120/208/240 Vac	AT175F1023		M	L	L	B	3 3/16 x 2 3/16 x 3 15/16	Button for resetting circuit breaker & metal end bells	
	208/277/480 Vac	AT175F1031		M		L		3 3/16 x 2 3/16 x 3 15/16	Button for resetting circuit breaker & metal end bells	
	120 Vac	AT88A1005		F		A	2 15/16 x 2 3/16 x 3 5/16	Internally fused secondary for overload protection		
	208/240 Vac	AT88A1021		F						
	480 Vac	AT88A1047		F						
Frequency:		A — 60 Hz/50 Hz; B — 60 Hz;								
Mounting:		C — Conduit ; F — Foot; P — Plate; M — Foot, Conduit, Plate (F models do not come with plate options)								
Connections:		L — Leadwires (9 in. to 13 in.); Q — Quick Connects; S — Screw Terminals								
Approval:		UL, CSA								

Relays/Contactors/Transformers

Contactors

Honeywell offers definite-purpose contactors for heating, cooling and refrigeration applications.

- Replace most competitive models
- Compact size for easier installation
- Meet ARI 780 and UL/CSA/CUR standards.
- **New** Box lugs for easier installation (Deluxe PowerPRO)
- **New** Sealed coils extends life (Deluxe PowerPRO)
- **New** Baked finish for added durability



ECONOMY CONTACTORS								Cross Reference Information						
Poles	Contact Ratings (AFL @ 240, 277, 480, 600 Vac)	Input Voltage/ Coil Voltage	Product Number	Dimensions (in.) H x W x D	Main Connections	Coil Connections	Contact Ratings (Resistive @ 240, 277, 480, 600 Vac)	Honeywell	Cutler Hammer	Furnas	Mars			
1 with shunt	30	24 Vac	DP1030A1001	2 7/32 x 2 1/2 x 3 5/16	Screw Terminal	Q	48 A	DP1030A1000	C25CNB130T	45EG10AJA	91320, 17311			
2	30	24 Vac	DP2030A1004	3 1/4 x 3 5/8 x 3 7/8			48 A	DP2030A1003	C25BNB230T	45EG20AJ	61354, 17321			
		120 Vac	DP2030B1003	2 7/32 x 3 5/16 x 2 5/32			40 A	DP2030B1002	C25BNB230A	45EG20AF	61346, 17322			
		208/240 Vac	DP2030C1002	2 7/32 x 2 1/2 x 3 5/16			40 A	DP2030C1001	C25BNB230B	45EG20AG	61347, 17323			
		24 Vac	DP2040A1003	2 3/8 x 3 5/16 x 2			DP2040A1002	C25BNB240T	45GG20AJ	61355, 17421				
	120 Vac	DP2040B1002	DP2040B1001				C25BNB240A	45GG20AF	61356, 17422					
	208/240 Vac	DP2040C1001		DP2040C1000	C25BNB240B	45GG20AG	61357, 17423							
POWERPRO CONTACTORS — ARI 780/790 RATED														
1 with shunt	25	24 Vac	DP1025A5006	2 7/32 x 2 1/2 x 3 5/16	Box Lug	Q	30 A	DP1025A5005	C25DND230B	45DG10AJA	61315			
	30		DP1030A5014	2 7/32 x 2 1/2 x 3 5/16			48 A	DP1030A5013	C25ENF440A	45EG10AJA	13101, 61320, 61720			
	40		DP1040A5005	2 23/64 x 2 1/2 x 3 5/16			50 A	DP1040A5004	C25ENF440B	45GG10AJA	61330			
2	20	24 Vac	DP2020A5022	2 7/32 x 2 1/2 x 3 5/16			30 A	DP2020A5021	C25ENF440T	45CG20AJ	61310			
		120 Vac	DP2020B5039	2 7/32 x 2 1/2 x 3 5/16			30 A	DP2020B5038	C25DND230A	45CG20AF	61336, 14122			
	30	24 Vac	DP2030A5005	3 1/4 x 2 5/8 x 3 3/4			48 A	DP2030A5004	C25DND230T	45EG20AJ	61345, 13104, 91321, 60510			
		24 Vac	DP2030A5013	3 1/4 x 2 5/8 x 3 3/4				DP2030A5012			60510			
		120 Vac	DP2030B5004	2 7/32 x 3 5/16 x 2 5/32				DP2030B5003	C25DND230A	45EG20AF	61346, 13105,			
		120 Vac	DP2030B5012	2 5/16 x 3 5/16 x 2 5/32				DP2030B5011	Not Available		60031			
		208/240 Vac	DP2030C5003	2 7/32 x 2 1/2 x 3 5/16				DP2030C5002	C25DND230B	45EG20AG	61347, 13106, 60512, 60032			
		208/240 Vac	DP2030C5011					DP2030C5010	Not Available	Not Available	60512, 91323			
		277 Vac	DP2030D5002	2 23/64 x 3 3/16 x 1 15/16				DP2030D5001	Not Available	Not Available	60,153			
	40	24 Vac	DP2040A5004	2 23/64 x 3 3/16 x 1 15/16			50 A	DP2040A5003	C25DNF240T	45GG20AJ	13107 91421, 61355, 61755, 60525,			
		120 Vac	DP2040B5003					DP2040B5002	C25DNF240A	45GG20AF	13108, 91422, 61356, 61756,			
		208/240 Vac	DP2040C5002						DP2040C5001	C25DNF240B	45GG20AG	13109, 91423, 61357, 61757, 60527, 14423		
3	30	24 Vac	DP3030A5004	3 7/64 x 3 5/8 x 2 13/32			40 A	DP3030A5003	C25DND330T	42BF35AJ	61430, 13113, 60515, 13007, 91331			
		120 Vac	DP3030B5003					DP3030B5002	C25DND330A	42BF35AF	61431, 13114, 91332			
		208/240 Vac	DP3030C5002					DP3030C5001	C25DND330B	42BF35AG	61432, 13115, 91333, 60517, 13009			
	40	24 Vac	DP3040A5003				50 A	DP3040A5002	C25DNF340T	42CF35AJ	60530, 14423, 61445, 13013 91431			
		120 Vac	DP3040B5002					DP3040B5001	C25DNF340A	42CF35AF	61446			
		208/240 Vac	DP3040C5001					DP3040C5000	C25DNF340B	42CF35AG	60532, 60182, 61447, 13015, 91433			
	50	24 Vac	DP3050B5002				63 A	DP3050A5001	C25DNJ350T	42DF35AJ	61460, 13619, 91531			
		120 Vac	DP3050B5001					DP3050B5000	C25DNJ350A	42DF35AF	61461			
		208/240 Vac	DP3050C5010					DP3050C5009	C25DNJ350B	42DF35AG	60217, 60202, 61462, 13621, 91533			
	60	24 Vac	DP3060A5001	Q, S		75 A	DP3060A5000	C25FNF360T	42EF35AJ	61470 13625 91631				
		120 Vac	DP3060B5010				DP3060B5009	C25FNF360A	42EF35AF	61471				
		208/240 Vac	DP3060C5009				DP3060C5008	C25FNF360B	42EF35AG	60227, 60207, 61472, 13627, 91633				
	75	24 Vac	DP3075A5017			95 A	DP3075A5016	C25FNF375T	42FE35AJ	60235, 61475, 13240, 91731				
		120 Vac	DP3075B5016				DP3075B5015	C25FNF375A	42FE35AF	60237, 61476				
		208/240 Vac	DP3075C5015				DP3075C5014	C25FNF375B	42FE35AG	60245, 61477, 13242, 91733				
	90	120 Vac	DP3090B5007			120 A	DP3090B5006	C25GNF390A	42GE35AF	61491				
		208/240 Vac	DP3090C5006				DP3090C5005	C25GNF390B	42GE35AG	60247, 61492, 13262				
		24 Vac	DP4040A5002			50 A	DP4040A5001	C25ENF440T	42CF25AJ	61450, 13016				
4	40	120 Vac	DP4040B5001				2 5/8 x 3 3/4 x 3 7/64				DP4040B5000	C25ENF440A	42CF25AF	61451
		208/240 Vac	DP4040C5010								DP4040C5009	C25ENF440B	42CF25AG	61452

Connectors:	BHS — Binding Head Screw; Q — Quick Connect; SS — Sems Screw; CHS — #10-32 Combination Head Screw; S — #6 Screw; TCS — Terminal Clamp Screw; LC — Lug Connector	Approvals:	UL, CSA
Temp Rating:	-4° F to 149° F	ARI - 780:	500,000 cycle mechanical life; 200,000 cycle electrical life; 10,000 cycle recycle life

Fan Centers

For fan centers (relay and transformer combination), R8285 and R8239 NEMA rated units offer low-voltage control of line-voltage fan motors and auxiliary circuits in heating, cooling or air-conditioning systems.



FAN CENTERS									
Electrical Ratings (VA)	Electrical Ratings (Input Voltage)	Switching	Product Number	NEMA Rated	Dimensions (in.) H x W X D	Main Connections	Secondary Connections	Frequency	Special Features
40 VA	120 Vac	DPDT	R8239B1043	Yes	4 1/2 x 4 3/16 x 3 3/32	L	L	A	Super Tradeline*
		DPST	R8239D1007						Available only in Canada
		DPST (1 Power, 1 Pilot)	R8239D1015						Tradeline
		SPDT	R8239A1052						Tradeline
50 VA	120/208/240 Vac	DPDT	R8239B1076	No	4 3/16 x 4 1/2 x 2 13/16				Super Tradeline
40 VA	120 Vac	SPDT	R8285A1048						Tradeline
	120/208/240 Vac	DPDT	R8285B1053						Tradeline
50 VA	120 Vac	DPDT	R8285D5001						
Frequency: A — 60 Hz/50 Hz; B — 60 Hz									
Approvals: UL, CSA									
Temp Rating: -20° F to +105° F									
Connectors: L — Leadwires									
Mounting: Standard 4 x 4 in. junction box									
* Super Tradeline models include extra hardware.									

Defrost Controller

Choose the ST74 low-voltage time/temperature defrost controller for heat pumps.

- Resets the defrost cycle by remote contact closure.
- Mounts in outdoor section of heat pump.
- Utilizes special moisture barrier to protect circuitry.



DEFROST CONTROLLER			
Operation	Time On	Time Off — Selectable	Product Number
Remote Contact Closure	10 min.	50/70/90 min.	ST74A1053

Auxiliary Switches

Honeywell Auxiliary Switches work Honeywell models of 3-pole contactors.



AUXILIARY SWITCHES						
Product Number	Circuits	Configuration	Dimensions (in.) H x W x D	Contact Ratings (Resistive)	Maximum (inrush) Current at 120/240/480/600 V	Use With
DP3AUX-1NO	1	Normally Open snap-on	2 26/32 x 2 17/32 x 7/16	10 A	60/30/15/12 Amps	DP3030 — DP3090 Contactors
DP3AUX-1NC	1	Normally Closed snap-on				
DP3AUX-1NO-1NC	2	Normally Closed/Normally Open snap-on				
DP3AUX-2NO		Normally Open snap-on				
DP3AUX-2NC		Normally Closed snap-on				

Sales Collateral


With Honeywell, you'll have access to sales materials that you can use to help grow your business. To order these and other residential combustion pieces visit literature.honeywell.com or customer.honeywell.com



Universal Pilot Burner Brochure #67-7555



Universal Pilot Burner Brochure #67-7555



Gas Controls Quick Reference Guide 63-9581G



Glowfly™ Point-of-Purchase (POP)
Cardboard counter top or shelf display that holds six Glowfly six packs and six single packs. 21.75"w x 10.75"d x 11.5" h #67-7338



Heating Controls Training on Demand DVD 63-9357

Notes

[illegible]

Learn More

Call toll-free **1-800-328-5111**,
e-mail **info@honeywell.com** or
visit **www.customer.honeywell.com**.

Automation and Control Solutions

In the U.S.:

Honeywell

1985 Douglas Drive North

Golden Valley, MN 55422-3992

In Canada:

Honeywell Limited

35 Dynamic Drive

Toronto, Ontario M1V 4Z9

www.honeywell.com

Follow us on Twitter:
@honeywellcpro



YouTube:
@honeywellcpro



Honeywell

63-9575 PR
May 2013

© 2013 Honeywell International Inc. 