



How Do I


Change My Cricut Account Login ID?

If you would like to change the login ID for your Cricut account, please follow the steps from the help article below. The login ID and password is same for the Cricut.com website and the Cricut Design Space software.

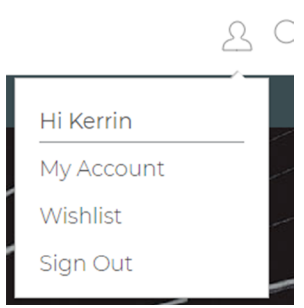


Let's Start

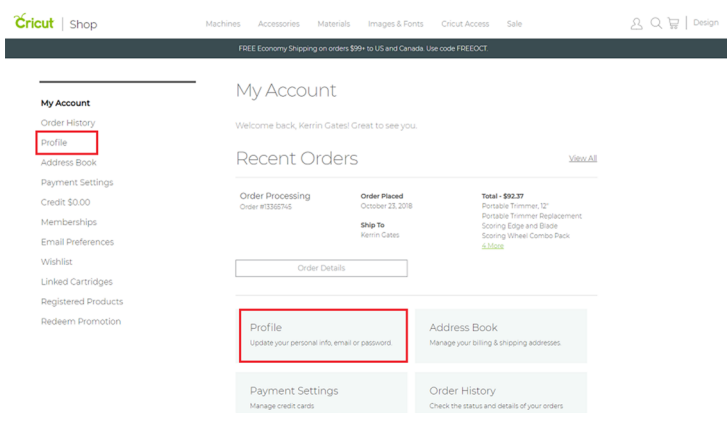
1. Sign in to your account at Cricut.com.



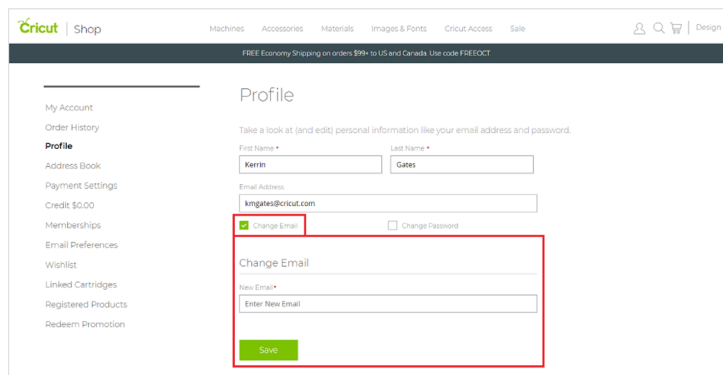
2. Click on the person icon, then select "My Account" to access your account details.



3. Select "Profile" from either the left navigation menu or the links under the "My Account" section.



4. Select the “Change Email” box, then enter and confirm the new email address.



The screenshot shows the Cricut website's profile page. The page title is "Profile". Below the title, there is a navigation menu with links for "Machines", "Accessories", "Materials", "Images & Fonts", "Cricut Access", and "Sale". A search bar and a "Design" button are also visible. The main content area is titled "Profile" and contains a form for updating personal information. The form includes fields for "First Name" (Kerim) and "Last Name" (Gates). Below these is the "Email Address" field, which currently contains "kmgates@cricut.com". There are two checkboxes: "Change Email" (checked) and "Change Password" (unchecked). A "Change Email" form is displayed below the main form, with a "New Email" field and an "Enter New Email" field. A green "Save" button is located at the bottom of the "Change Email" form. The left sidebar contains a list of account options: "My Account", "Order History", "Profile", "Address Book", "Payment Settings", "Credit \$0.00", "Memberships", "Email Preferences", "Wishlist", "Linked Cartridges", "Registered Products", and "Redeem Promotion".

5. Select “Save” and your Cricut login ID is changed! Next time you log in to Cricut.com or Cricut Design Space you will use the new login ID.

Note: When you change your Cricut ID this way, all registered products, order history, and digital entitlements - including linked cartridges - are automatically transferred to the new Cricut ID.



Additional Resources

[Learn.cricut.com](https://learn.cricut.com)

[Help.cricut.com](https://help.cricut.com)

[Inspiration.cricut.com](https://inspiration.cricut.com)