

INC INCLUSIVE SHOWERING

INC: caringsmartprofessionalstylishsafe



TRITON | THE UK'S
SHOWER
COMPANY

See you first thing Britain

INC INCLUSIVE SHOWERING

INC: the idea

Style doesn't need to be sacrificed for function.

Inclusive showering should mean you can have the stylish products you desire in your home and that everyone finds them easy to use day after day.

As the manufacturer of the UK's favourite shower, it is only natural that Triton would want everyone to be able to enjoy showering. That's why in 2000, Triton was the first to produce an electric shower specifically designed for the care market. Through in depth discussions with carers and organisations such as the RNIB and BEAB, Triton has continued to develop a variety of innovative solutions for independent living. Design features such as audible feedback and easy to use operating controls are just some of the benefits which Triton's extensive range has to offer.

INC: All products in this carefully selected range have thermostatic temperature control as well as easy to use, intuitive controls.

INC: these products also comply to one or more of the following national safety accreditations...



RNIB - The Royal National Institute of Blind People endorsement. Triton worked alongside the RNIB to ensure the Omnicare Design and Safeguard+ are both suitable for users with common vision problems or with partial or no sight.



BEAB CARE - This mark demonstrates that the inclusive showering electric showers have an additional level of temperature control and safety. This performance meets the requirements of care establishments and individual domestic applications.



WRAS - The Water Regulations Advisory Scheme Accreditation.



TMV3 is an accreditation for thermostatic mixing valves that have enhanced thermal safety performance and comply with NHS Estates requirements.



IP25 rating – protected from water jets as well as spray for additional reassurance

Equality Act - Triton Inclusive Showering products are designed to help meet responsibilities under the Equality Act.



Omnicare

The latest addition to the INC range, Omnicare offers users a new choice, either the RNIB approved white option or the new stylish grey Omnicare. Both showers have been designed to provide comfortable showering for all.

Page 4 - 7



Safeguard+

Safeguard+ provides all users, whatever their situation or ability, with complete control for comfortable showering every time. Complies with BEAB CARE and has secured the RNIB endorsement.

Page 8 - 9



T150+

Complying with BEAB CARE, the T150+ has simple, easy to use controls as well as internal settings for maximum temperature to ensure safe and controlled showering for all.

Page 10 - 11



Mixers

The Elina range of showers offers a choice of thermostatic mixers to complement any bathroom style. Whether you require an exposed or built-in model, all include key features that make them easy to use. All comply with TMV3 accreditation.

Page 12 - 15



Shower Kits

Complement your shower by selecting from the carefully chosen INC range of kits. All have additional features to help everyday showering whether from a user or carer's perspective.

Page 16 - 17

	Omnicare Style	Omnicare Design	Safeguard+	T150+	Elina TMV3 Built-in Concentric	Elina TMV3 Exposed Concentric	Elina TMV3 Built-In Sequential	Elina TMV3 Exposed Sequential	Elina TMV3 Bar mixer
TMV3 accreditation					•	•	•	•	•
BEAB CARE approved	•	•	•	•					
RNIB approved		•	•						
WRAS approved	•	•	•	•	•	•	•	•	•
IP25 Rating	•	•	•	•					
Adjustable maximum temperature stop	•	•	•	•	•	•	•	•	•
Adjustable timed shutdown	•	•	•	•					
Audible feedback option	•	•	•	•					
Phased shutdown	•	•	•	•					
Grab riser rail	Option available	Option available			Option available				Option available
Connects to manual and digital level access waste pumps	•	•	•	•					
Cold water supply only	•	•	•	•					
Suitable for low & high pressure systems					•	•	•	•	•
Pipe inlet centres (mm)					145	148-152	150	150	150
Building in depth (mm)					55		55		


Shower (1)



Grab riser rail (2)



Waste pump connection (3)



DESIGN

- Stylish form with a variety of finish choices – an option to suit all bathrooms
- Tactile temperature dial with soft grey tones offers helpful visual contrast
- A choice of kit depending on your needs; extended kit for more flexibility whilst showering, or the grab kit for the optimum safety and support
- Omnicare connects to both analogue and digital waste pumps
- With multiple pipe and cable entry points, a generous footprint and a fixing hole kit, the Omnicare is designed with ease of replacement in mind

INC: Omnicare

The new Omnicare has been designed to reflect the widening user needs whether at home or in a care environment. Available in all white or the stylish modern grey finish, the Omnicare maintains Triton's inclusive ethos and standards based on Design, Safety and Simplicity.

SAFETY

- Constantly regulating water temperature within +/- 1°C, Omnicare gives the maximum temperature reassurance with the BEAB Care standard
- Safe-set™ allows the maximum temperature to be set internally whilst allowing full rotation of temperature dial by the user
- The choice to set the duration of the shower ranging from 5 minutes to 30 minutes, for extra peace of mind whilst showering
- Dual purpose Grab Rail option is designed to withstand up to 150kg support load, providing a stylish grab rail option for if and when it is needed
- Power on illumination along with audible feedback allows ease of use for all users

SIMPLICITY

- The soft press start/stop requires very little force when wanting to start or stop your showering experience
- Looped lever handle in the centre of the unit for intuitive use, with its low resistance operation the perfect showering settings can be achieved easily
- With a 2m hose and a lower level handset holder offered with the grab rail, the flexibility for seated or standing showering is all yours

INC:Omnicare

Specification

Temperature stability	Thermostatic +/-1°C with Tri-Therm™ (1)
Power ratings	8.5kW & 9.5kW (at 240V)
Finish	Omnicare Design: White Omnicare Style: - White/Grey
Adjustable max temperature	41°C, 43°C or 47°C with Safe-Set™ (2)
Timed auto shutdown	5, 10, 20 or 30 mins (default 20 mins)
Start/stop type	Electronic soft press button
	Start/stop button & temperature control dial
Audible feedback	Start/stop and timer end confirmation
Visual indicators	Power-on/timer/low flow illumination
Water connection	15mm swivel inlet (up/down)
Terminal block	16mm max cable
Waste pump connection(s)	Analogue & Digital (wired)
Water supply	Mains cold water
Water pressure min	1bar (running at 8 l/min) (3)
Water pressure max	10 bar (static)
Removable pipe/cable trims	Top & bottom (15mm pipework & 38mm cable trunking)
Other installation aid(s)	Wall mounting template

Water:  ○
Cable:  ●

Height: 361mm
Width: 244mm
Depth: 112mm

Omnicare Design



RNIB supporting blind and partially sighted people

Omnicare Style



Riser Rail Kit

Standard version

Length	940mm
Diameter	25mm
Material	Stainless Steel
Finish	Polished
Hose	2m Anti-twist Chrome

Grab version

Length	940mm
Material	Stainless Steel
Finish	Polished
Support load (max)	150kg
Fixing brackets	5 fixing points / 70mm diameter
Hose	2m Anti-twist Chrome



Grab Riser Rail Kit

Extended Riser Rail Kit

Shower head

Diameter (OD)	110mm
Finish	White/Grey
Spray options	5 patterns



Inclusive Showerhead
TSHECAREWHT

Product Codes

Omnicare Design 8.5Kw with Extended Kit	CINCDES08W
Omnicare Design 9.5Kw with Extended Kit	CINCDES09W
Omnicare Design 8.5Kw with Grab Kit	CINCDES08WGRB
Omnicare Design 9.5Kw with Grab Kit	CINCDES09WGRB
Omnicare Style 8.5Kw with Extended Kit	CINCSTY08W
Omnicare Style 9.5Kw with Extended Kit	CINCSTY09W
Omnicare Style 8.5Kw with Grab Kit	CINCSTY08WGRB
Omnicare Style 9.5Kw with Grab Kit	CINCSTY09WGRB



Remote Start / Stop
CSGPRSS
(Sold Separately)



INC: SAFEGUARD⁺

Specification

Safeguard⁺ 8.5kW: CSGP08W

Safeguard⁺ 9.5kW: CSGP09W

Temperature stability	Thermostatic +/-1°C
Power ratings	8.5kW & 9.5kW (at 240V)
Finish	White/Grey
Adjustable max temp	41°C, 43°C or 47°C with Safe-Set™ with full lever rotation (always max position '9') (1)
Timed auto shutdown	5, 10, 20 or 30 mins (default 20 mins)
Start/stop type	Electronic soft press button
Temperature control	Large looped lever
Tactile control(s)	Temperature dial & start/stop button
Audible feedback	Start/stop and timer end confirmation
Visual indicators	Power-on/timer(4)/low flow illumination & numbered temperature dial




Showerhead & Hose

Showerhead diameter	110mm
Spray options	5 patterns
Cleaning	Rub clean nozzles & removable spray plate
Hose length	2000mm

Safeguard⁺

Riser rail

Length	940mm
Diameter	25mm
Material	Stainless Steel
Finish	Polished




Remote Start/Stop

Button type	Electronic soft press
Visual indicators	Power-on illumination
Finish	White/Grey
Power	24V
Flying lead	5m supplied



Safeguard⁺ Remote (Sold Separately)
CSGPRSS

Safeguard⁺



Water: ●
Cable: ●

Height: 361mm
Width: 244mm
Depth: 112mm



Water connection	15mm swivel inlet (up/down)
Terminal block	16mm max cable
Waste pump connection(s)	Wired analogue & digital
Water supply	Mains cold water only (2)
Water pressure min	1 bar (running at 8 l/min (3))
Water pressure max	10 bar (static)
Pipe/cable trims	Top & bottom (15mm pipework & 38mm trunking)
Other installation aid(s)	Wall mounting template

Testing service

Triton offers an optional testing service in line with the BEAB CARE standard to ensure ongoing temperature performance is upheld, ideal for organisations. Contact Triton on 0844 9800750 for more details.

Notes:

- 1) Lever handle with Safe-Set™, ensures tamper proof maximum temperature setting whilst allowing full rotation of the temperature dial
- 2) For showers suitable for gravity-fed cold water supplies see the Triton website
- 3) The shower will operate down to 0.5 bar at reduced flow rates
- 4) Indicates shutdown at the end of a timed period





White/Chrome	8.5kW	SP1508WP
White/Chrome	9.5kW	SP1509WP

INC: T150+





Thermostatic Electric Shower

INC: T150+ Thermostatic Electric Shower

T150+ provides the ideal solution to the challenge of finding a shower that is stylish for the bathroom and that can be easily used by everyone. Inclusive showering of the highest quality is what the T150+ achieves with its attention to design, safety and simplicity.

- BEAB CARE mark - Keeps water temperature within +/- 1°C for total peace of mind
- Controls - Low resistance operation and soft press start/stop button
- Safe-Set™ - ensures tamper proof maximum temperature setting whilst allowing full rotation of the temperature dial
- Connection - connects to both manual or digital level access waste pump

- Water:  ●
- Cable:  ●
- Height: 361mm
- Width: 244mm
- Depth: 112mm



Product specifications:

Temperature control	Thermostatic
Inlet connection	15mm compression
Minimum running pressure/flow	1 Bar at 8 l/min and 1.5 Bar at 11 l/min for 10.5 kW

Great accessories – Comes with longer 670mm rail allowing direct replacement of any standard riser rail (480mm to 620mm fixing centres)

Both riser rail wall brackets are adjustable offering the flexibility to:

- Fix on the grout lines
- Fix in the centre of tiles
- Reuse any existing fixing holes

Rail height is then adjustable to ensure even rail overhang.



Water connection	15mm swivel inlet (up/down)
Terminal block	16mm max cable
Waste pump connection(s)	Analogue & Digital (wired)
Water supply	Mains cold water
Water pressure min	1 bar (running at 8 l/min (3))
Water pressure max	10 bar (static)
Pipe/cable trims	Top & bottom (15mm pipework & 38mm trunking)
Other installation aid(s)	Wall mounting template



INC: Mixers

As part of Triton's Inclusive Showering offering, the Elina range of mixers has also been developed to achieve the highest levels of showering safety through simplicity and design.

All the products in the Inclusive Showering Elina range are TMV3 accredited, including our latest addition the Elina TMV3 Bar Mixer.

Elina TMV3 Concentric



Elina TMV3 Concentric - Built-in

With its striking cylindrical face, the built-in Elina delivers both the style and function that you would expect from all Triton showers.

- Separate flow and temperature controls
- Accessible front facing lever controls that are easy to turn
- Automatic shutdown if hot and cold supplies fail
- Simple to install and maintain
- Factory set maximum temperature at 38°C

Ideal for use in care homes, hospitals and nursing homes.

For more kit options sold separately, see pages 14-15

Exposed valve & grab kit	ELICMINCEX
Exposed valve only	ELICMINCEXVO
Built-in valve & grab kit	ELICMINCBT
Built-in valve only	ELICMINCBTVO

Elina TMV3 Concentric - Exposed

This exposed mixer is available with separate flow and temperature controls for ease of use.

Product specifications:

Temperature control	Thermostatic
Inlet connection	15mm compression to flat face union
Water entry points	Rising, falling, back
Outlet connection	1/2" BSP top or bottom
Minimum running pressure/flow	0.1 Bar @ 8 l/min
Maximum running pressure	5 Bar
Open outlet flow at 0.1 Bar	7 l/min
Flow limiters supplied	12 l/min max flow

Elina TMV3 Sequential



Elina TMV3 Sequential - Exposed

Simple and easy to use, with its single control, the Elina sequential mixer also has TMV3 thermostatic performance for extra safety assurance giving peace of mind for all the family.

- Single control for temperature adjustment with a constant flow
- Accessible front facing lever controls that are easy to turn
- Automatic shutdown if hot and cold supplies fail
- Simple to install and maintain
- Factory set maximum temperature at 38°C

Ideal for use in care homes, hospitals and nursing homes.

For more kit options sold separately, see pages 14-15

Exposed	ELITMV3EXSL
Built-in	ELITMV3BTSL

Elina TMV3 Sequential - Built-in*

Designed to fit flush to your wall giving a chic look to your bathroom, the Elina Built-in offers the same thermostatic features as the Elina Exposed. Choose from our selection of shower kits to suit your needs.

Product specifications:

Temperature control	Thermostatic
Inlet connection	15mm compression to flat face union
Water entry points	Rising, falling, back
Outlet connection	1/2" BSP top or bottom
Minimum running pressure/flow	0.1 Bar @ 8 l/min
Maximum running pressure	5 Bar
Open outlet flow at 0.1 Bar	7 l/min
Flow limiters supplied	12 l/min max flow
*Built in depth	55mm minimum

Elina TMV3 Bar



Elina TMV3 Bar Mixer

Stylish, sleek and robust. The Elina TMV3 Bar Mixer has tamper-proof, separate controls for flow and temperature.

- Separate flow and temperature controls
- Tamper proof lever controls
- Automatic shutdown if hot and cold supplies fail
- Simple to install and maintain
- Factory set maximum temperature at 38°C

Ideal for use in hotels and guest houses.

For more kit options sold separately, see pages 14-15

Product specifications:

Temperature control	Thermostatic
Inlet connection	1/2" BSP to 3/4" flat face union
Water entry points	Back
Outlet connection	1/2" BSP bottom
Minimum running pressure/flow	0.1 Bar @ 8 l/min
Maximum running pressure	5 Bar
Open outlet flow at 0.1 Bar	5.2 l/min
Flow limiters supplied	12 l/min max flow

Valve & grab kit	ELITHBMINC3
Valve only	ELITHBMINC3BOT

INC: Shower Kits

White Pro-Fit kit



Code: TSKFPRO8000WC

Chrome Pro-Fit kit



Code: TSKFPRO8000CH

Kits include riser rail, shower head and hose



Large
Dura-Flow™
shower head

Anti-twist
Dura-Flow™
hose

Universal rail
- up to 620mm
fixing centres

Hose retainer
and Clip-Fit tray

Adjustable rail for
even overhang

**Standard care kit
white/grey**



Code: TSKCARESTDWHT

**Standard care kit
chrome/grey**



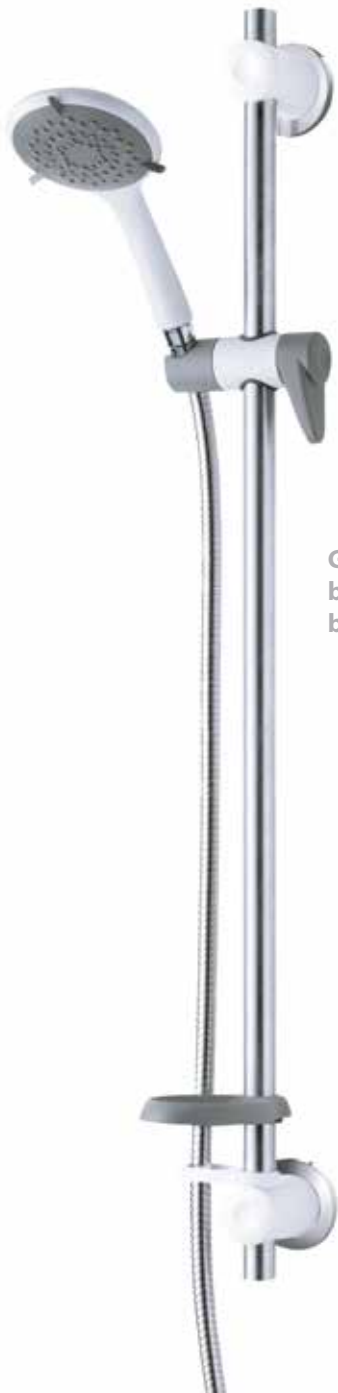
Code: TSKCARESTDCHR

Triton's standard care kits include:

- 940mm stainless steel polished riser rail
- An easy to use and easy to clean showerhead with adjustable settings
- 2000mm hose ideal for both users and carers

For advice on funding a bathroom adaptation for a customer or yourself, Triton recommends checking online at www.hmrc.gov.uk for confirmation of what can be VAT Zero rated. Also, always gain professional advice from your doctor or occupational therapist to discover what extra help could be available.

Inclusive grab riser kit white



Code: TSKCAREGBWHT

Inclusive grab riser kit chrome



Code: TSKCAREGRBCHR

Grab riser rails can be used as a grab bar if required



Triton NEW Grab riser rail care kits include:

- A 940mm polish stainless steel grab riser rail able to withstand up to 150kg support load
- An easy to use and easy to clean showerhead with adjustable settings
- 2000mm hose ideal for both users and carers

A separate shower head resting station is also available to allow comfortable showering whether standing or sitting.

Inclusive handset holder white



Code: CSGPHHWHT

Inclusive handset holder chrome



Code: CSGPHHCHR

Remote Start / Stop




Code: CSGPRSS

Testing service

Triton offers an optional testing service in line with the BEAB Care standard for relevant electric showers and NHS D 08 specifications for TMV3 mixer showers. This ensures ongoing temperature performance is upheld and is ideal for organisations. Contact Triton on **0844 9800750** for more details.





TRITON | THE UK'S
SHOWER
COMPANY

See you first thing Britain

Installer Hotline:
+44 (0) 247 637 8320

Customer Services:
+44 (0) 247 637 2222

Email
technical@tritonshowers.co.uk

Website
www.tritonshowers.co.uk








Scan this code for more
information on inclusive showering



Proud to be a member of...



Scheme

-  Full Parts & Labour Guaranteed
-  Trusted Triton Service
-  Designed & Built in Britain
-  Easy to Install
-  Fit and Forget

Triton is a division of Norcros Group (Holding) Limited.
Triton Showers, Triton Road, Nuneaton, Warwickshire CV11 4NR
Brochure enquiries Tel: +44 (0) 24 7632 4460

It is our policy to improve the design and specification of our products and we reserve the right to depart from the design given without prior notice

LITISJUL17