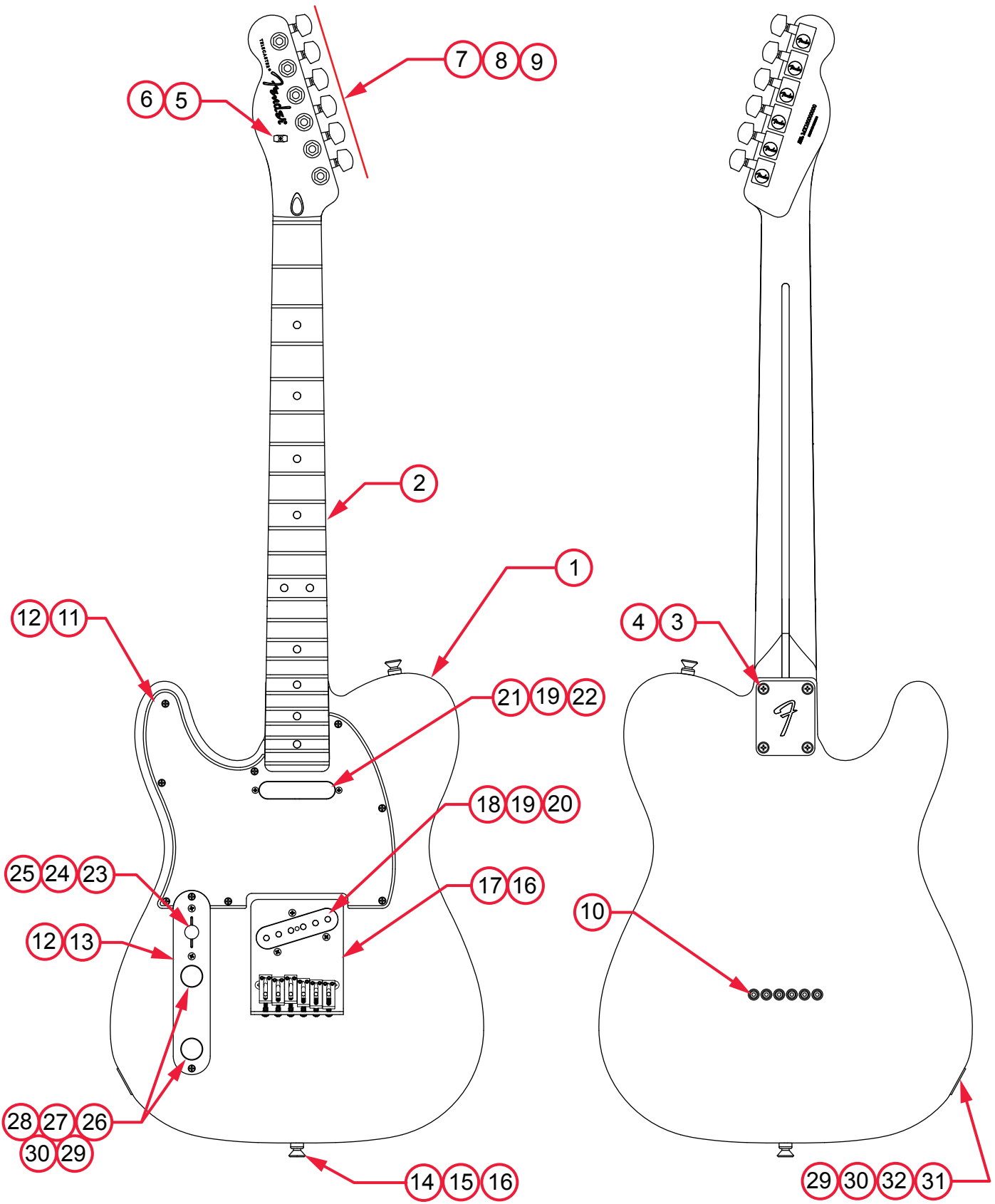


PLAYER TELECASTER® LEFT HAND
(014-5222-XXX/014-5223-XXX)
PARTS LAYOUT



PLAYER TELECASTER® LEFT HAND

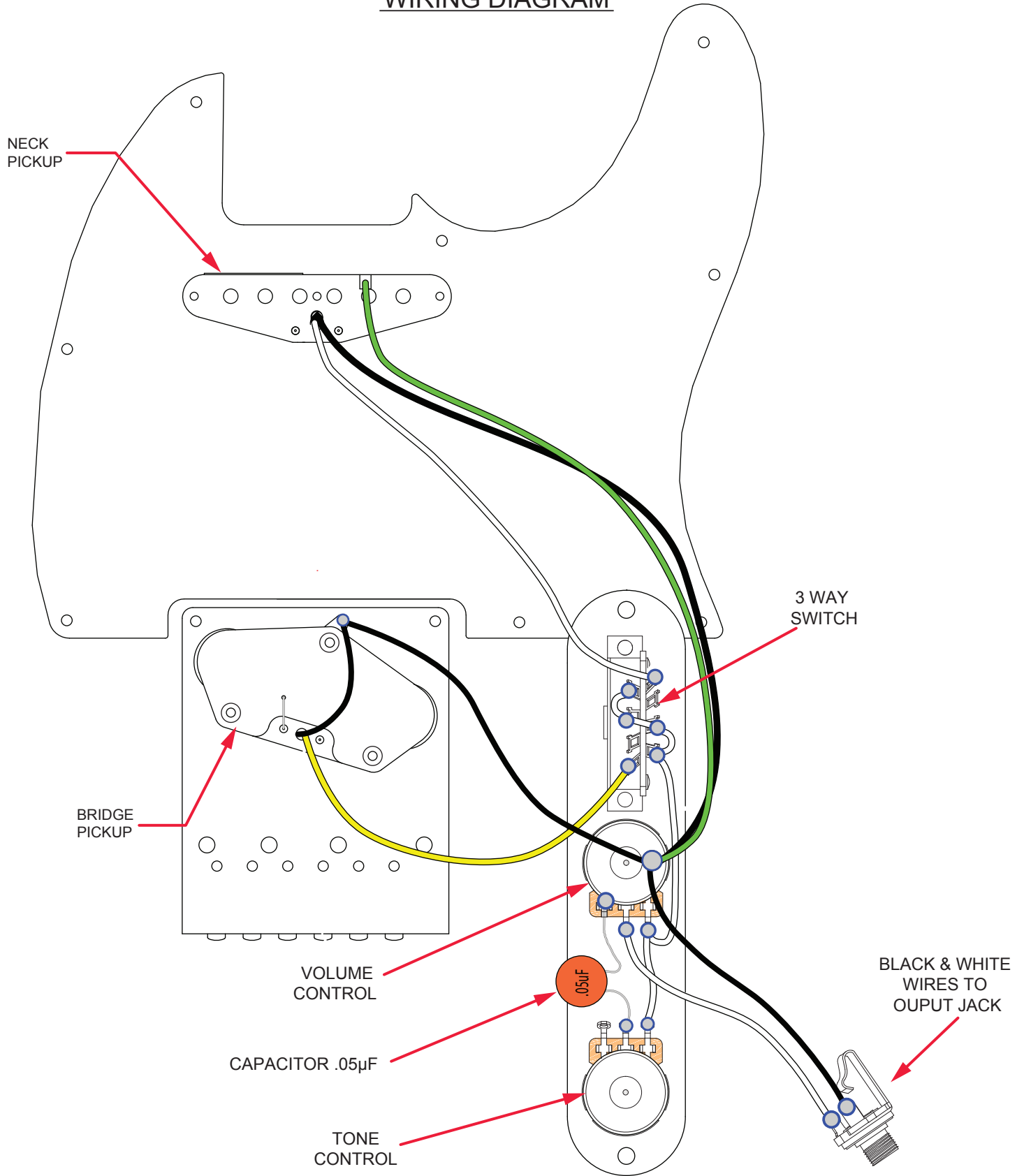
(014-5222-XXX/014-5223-XXX)

PARTS LIST

REF #	DESCRIPTION	PART NUMBER
1	BODY PLAYER TELECASTER LH 3TSB	7712874500
	BODY PLAYER TELECASTER LH BLK	7712874506
	BODY PLAYER TELECASTER LH PWT	7712874515
	BODY PLAYER TELECASTER LH BTB	7712874550
2	NECK PLAYER TELECASTER LH PF	7712367000
	NECK PLAYER TELECASTER LH MN	7712368000
3	NECK PLATE - "F", CHROME	0991448100
4	SCRW SMA 8x1-3/4 OHP NI	0015636049
5	ORIGINAL STRING GUIDE	0994910000
6	SCREW SMA #3 X 5/8 RHP NI	0011357049
7	KEYS GTR DUAL PIN LH	0073119000
8	WASHER KEY	0053106049
9	BUSHING KEY	0058820049
10	ORIGINAL TELE FERRULES	0994918000
11	PICKGUARD TELE LH P/B/P	0090874000
	PICKGUARD TELE LH B/W/B	7713456000
12	SCRW SMAB 4x1/2 OHP NCKL	0015578049
13	ORIGINAL VINT. TELE PLATE CONTROL	0992058000
14	ORIGINAL STRAP BUTTON	0994915000
15	WHITE FELT WASHER	0994930000
16	SCREW SMAB 5x1 OHP NI	0015610049
17	STD TELE BRIDGE LH CHROME 2018	7713175000
18	PICKUP ASSY TELE BRIDGE 2018	7712278000
19	TUBING LATEX CUT .375 x 1/8ID x 1/4OD	0036878000
20	SCREW MA RD HD 6-32 X 5/8 (12)	0994925000
21	PICKUP ASSY TELE NECK 2018	0058128000
22	SCREW M 4-40x1 RHP NI	0012319049
23	ORIG 3-WAY SWITCH VNT STR/TEL	0992041000
24	PICKUP/SWITCH SCREWS	0994925000
25	ORIGINAL TELE SWITCH TIPS (2)	0994936000
26	TELE/P.BASS KNOBS CHROME (2)	0991366000
27	SCREW SET	0028897049















PLAYER TELECASTER® LEFT HAND
(014-5222-XXX/014-5223-XXX)
WIRING DIAGRAM

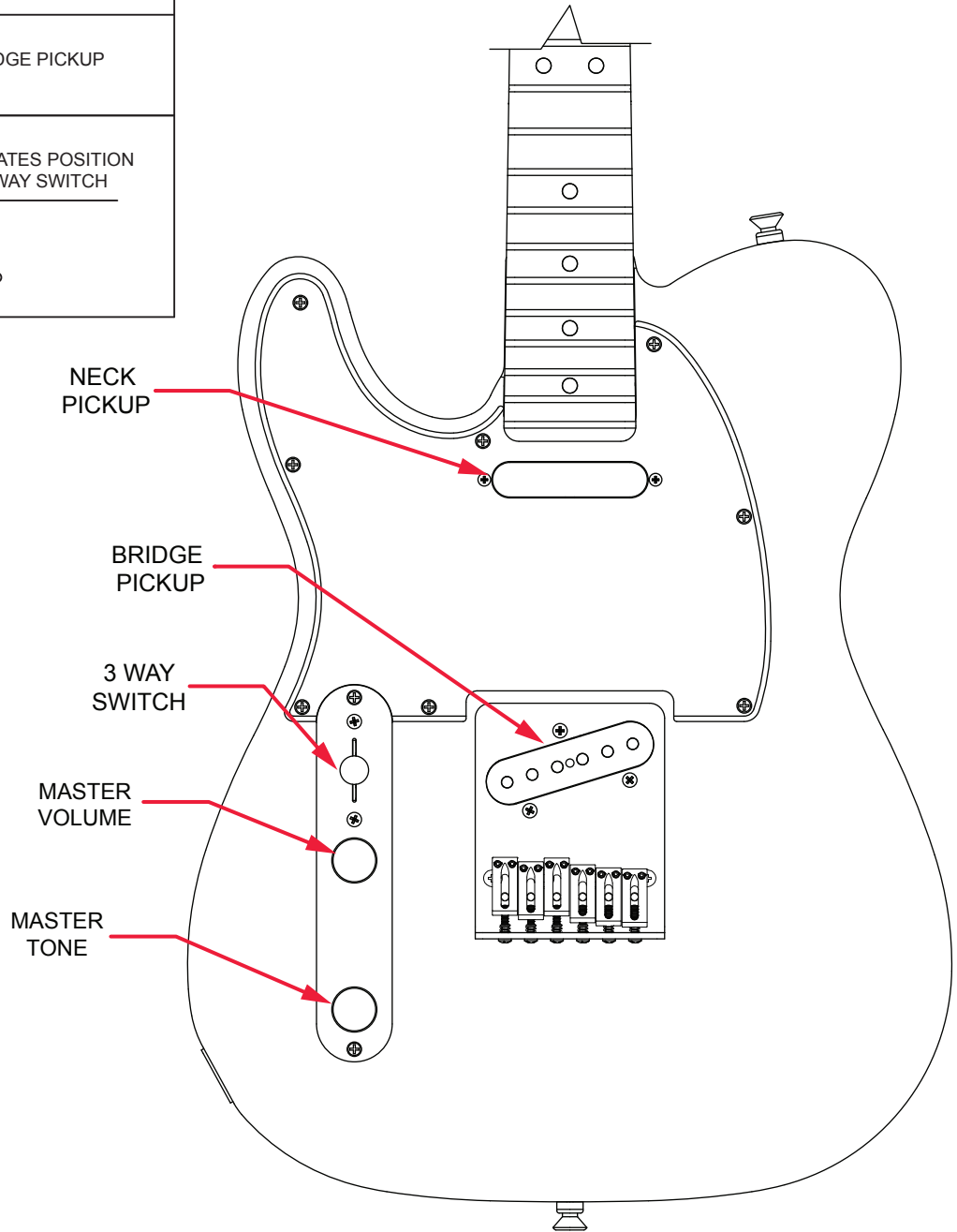


PLAYER TELECASTER® LEFT HAND

(014-5222-XXX/014-5223-XXX)

SWITCH AND CONTROL FUNCTION

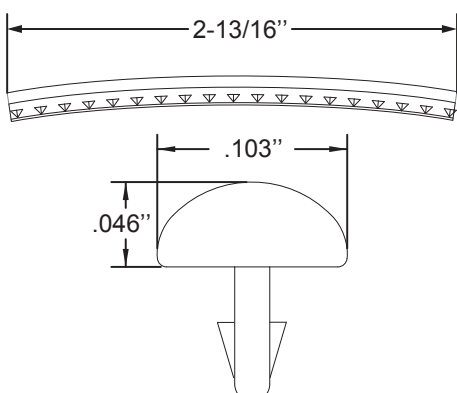
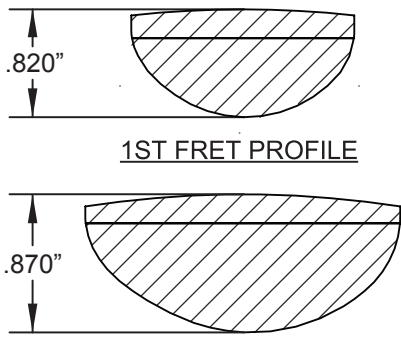
3 WAY SWITCH POSITION			
 3	 2	 1	← 3 WAY SWITCH POSITION
			← NECK PICKUP
			← BRIDGE PICKUP
	PICKUP IS ON	INDICATES POSITION OF 3 WAY SWITCH  3	
	PICKUP IS OFF		



PLAYER TELECASTER® LEFT HAND

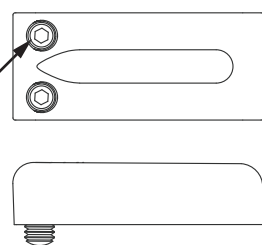
(014-5222-XXX/014-5223-XXX)

ADDITIONAL SPECIFICATION DETAIL

<p>FRET SIZE: MED JUMBO (FRET DIMENSIONS ARE BEFORE INSTALLATION)</p> 	<p>PLEASE NOTE: AS EACH NECK IS SANDED & FINISHED BY HAND, THICKNESS DIMENSIONS MAY VARY SLIGHTLY FROM THOSE SHOWN.</p>	<p>NECK PROFILE:</p>  <p>1ST FRET PROFILE</p> <p>12TH FRET PROFILE</p>
--	---	--

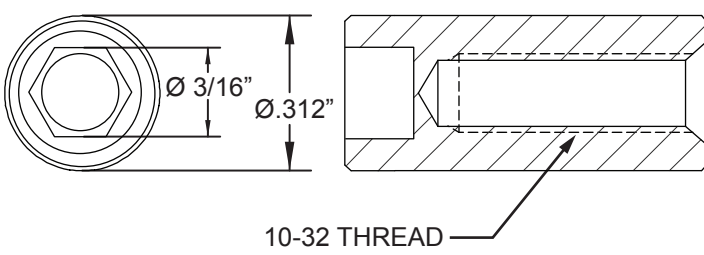
<p>KEY GTR LH DUAL PIN MNT PING EA: P/N 0073119000 OUTER SHAFT DIAMETER .394"</p> 	<p>TUNING MACHINE THRU-HOLE INNER DIAMETER .397"</p> 
--	---

SADDLE HEIGHT ADJUSTMENT WRENCH:
1/16" HEX KEY




SADDLE HEIGHT ADJUSTMENT SCREW:
TALL: .396" SHORT: .3165"

TRUSS ROD NUT P/N 0038454000



10-32 THREAD

LOGO: DECAL FENDER TELECASTER LH
APPLIED UNDER THE FINISH



PICKUP SPECIFICATIONS			
POSITION	MAGNETS	DC RESISTANCE	POLARITY
NECK	ALNICO 5 UNBEVELED	8.0 - 8.6KΩ	SOUTH
BRIDGE	ALNICO 5 UNBEVELED	10.2 - 10.8KΩ	NORTH